

TRANSYLVANIA COUNTY
FINANCE OFFICE

PURCHASING AGENT
Jennifer L. Galloway
828.884.3104 x114



FINANCE DIRECTOR
Jonathan Griffin

101 South Broad Street
Brevard, NC 28712
828.884.3104 x110
Fax 828.884.3119

Lease and Servicing Program for Multi-Functional Digital Copiers
and
Maintenance Agreement for Existing Printers

Addendum #1

To: All Potential Bidders
From: Jennifer Galloway, Purchasing Agent
Date: December 12, 2018

This addendum is to clarify components of RFP, answer questions received up to this point, and to inform bidders of changes. This addendum includes:

1. Last acceptance date for written question
2. Questions and Answers received up to 12/11/2018
3. Exhibit A – Copier Meter Reads
4. Exhibit B – Copier Configurations

Last acceptance date for written questions: We will accept questions through Thursday, December 13, 2018 at 5:00pm EST. Questions may be submitted by email to Dean Landreth dean.landreth@transylvaniacounty.org.

Questions and Answers:

Question: Will we accept 3rd party leasing?
Answer: Yes

Question: Are we adding a Laminator to RFP for Communications?
Answer: No

Question: Would you like a solution to manage the printers and the MPP's or just the MFP's?
Answer: MFP's only

Question: What types of HID cards are being used?

Answer: HID 1386 ISO Prox II Programmed for 125 kHz Card format is HID Compatible 26 bit (H10301) Know compatible readers are: HID proximity readers, XceedID proximity readers ,Schlage proximity readers, aptiQ mult-technology readers

Question: Can the proposers be provided with the volume reports for both Exhibit A (multi-function devices) and Exhibit B (printers)?

Answer: Volume reports are included in documentation files(Addendum). We do not have reports for printers.

Question: Will the County be providing bidders with a pricing sheet or are we to provide their own? If we are to provide, what is the County's desired format?

Answer: No we are not providing a pricing sheet.

Question: When is the estimated start date of the new contract?

Answer: The current contract expires January 26th. The new contract should start hopefully on the 27th.

Question : Do all MFDs require card readers?

Answer: Yes

Question: Are all devices in Exhibits A and B currently on the network?

Answer: Yes

Question : Please confirm that the printer contract date expires June 30, 2019.

Answer: Correct

Question: Also, could the other EMS location in Rosman which has a machine not under contract use the other Social Services machine already budgeted for?

Answer: We are not removing the 301's from Social Services

Question: A question came up for the Sheriff's office Admin who needed a desktop unit like they have in the Squad room which is a MP 301.

Answer: Any additional equipment is specified in Addendum documentation.

Question: Also, there are to be two machines eliminated from the list:

- 1) Social Services MP 301 Primarily used as a Fax and will be combined with the MFP nearby
- 2) Social Services MP 301 Primarily used as a Fax and will be combined with the MFP nearby

Answer: No machines are being combined

Question: Should proposers recommend a color device in the Library (NC Reference area) as opposed to the black and white from the original RFP?

Answer: Already color. Please refer to Addendum documentation.

Question: Would Transylvania County be willing to waive the right to cancel the contract at any time with ninety (90) days written notice in order to secure a better lease rate and lower cost?

Answer: No

Question: Is the County responsible for property taxes and insurance for leased equipment?

Answer: No

Question: Will the county allow a non-appropriation of funds clause in-lieu of the cancellation for convince?

Answer: Yes

Question It's possible to have "current digital technology" on a used copier. Is the County requiring that all MFD's be new?

Answer: We expect new equipment.

Question: What is the last date that the County will accept questions?

Answer: Monday 17,2019 until 4pm.

Question: Will all MFDs be installed at the same time?

Answer: We are relying on the vendor to suggest the least disruptive most efficient way to implement the new equipment.

Question: Would loaners for thermal printers and wide format be required?

Answer: Refer to the RFP

Question: Thermal printers and Wide Format will require 3rd party service support. Is that acceptable as long as the vender manages the contract?

Answer: That is acceptable. You will still be responsible for Service Level obligations.

Question: Thermal printer support does not typically include printheads. Need clarification if we are providing consumables, or just break/fix service.

Answer: You do not provide consumables.

Question: When there are printer models that are not currently supported, can they be replaced with a like or better model at the beginning of the contract? Who is the responsible party for the printer replacement?

Answer: New printers would have to be budgeted for by department.

Question: RFP states no guaranteed volume, but do they have volume history by model?

Answer: No

Question: HP M3015 is not an existing model. Is this a typo? Likely meant P3015?

Answer: It is a typo.. It is a P3015

Question: In the printer fleet the average model age 10+ years, oldest 19+ years - what events/failures determine end-of-life and what party is responsible for replacement?

Answer: When repair is not possible. Departments budget for printers

Question: RFP states items warranted: “entire printer (excluding toner/ink cartridges, printheads, color transfer assemblies, media, and other consumables).” Does the contract include supplies fulfillment?

Answer: No

Question: General Requirements Printers on page 7, states in part: “The entire printer (excluding toner/ink cartridges, printheads, color transfer assemblies, media, and other consumables) shall be fully warranted against failure for the term of this agreement.” Please clarify this requirement as the County owns the printers.

Answer: In the event of a complete failure the county will replace the printer.

Question: Pages 4-6 list the various proposal elements being asked for. Does the County have a desired proposal format and order we should follow?

Answer: No

Question: Page 6 under “Proposal Requirements” is asking for “Letters from Manufacturer(s)” that lists several items. Can you clarify this requirement or provide an example?

Answer: We reserve the right to waive this requirement. We do however expect detailed specifications on all equipment.

Question: What is being used as the coin attachment for the Savin C9025 in the Library? Does Transylvania County own the coin attachment or will the winning vendor need to provide one? Will Transylvania County manage collecting funds from coin attachment?

Answer: It is an ex200 acd-inc.com. No we do not own the coin operated device. Vendor will need to provide a solution. Yes the county collects all the funds from the device.

| Location | Serial Number | Model | 3 Month Black |
|-------------------------------|----------------------|-------------------------------|----------------------|
| Library - NC Room | M0965902129 | Savin 8025e w/ Book Edge | 519 |
| Library | V2495900900 | Savin C9025 w/Coin Attachment | 3501 |
| Library | E153MB61531 | Savin MPC 3003 | 4497 |
| Register of Deeds | M6595800673 | Savin 9025SPF | 1 |
| Register of Deeds | 175276 | Fujitsu F16130 | NA |
| Register of Deeds | E153MB61617 | Savin MPC 3003 | 4886 |
| Building and Permitting | E153MB61638 | Savin MPC 3003 | 7249 |
| Environmental Health | E153MB61615 | Savin MPC 3003 | 4321 |
| Cooperative Extension | E153MB61771 | Savin MPC 3003 | 10146 |
| Child Development | E153MB61611 | Savin MPC 3003 | 3023 |
| Social Services | E763LA00045 | Savin MP 3353 | 65208 |
| Social Services | E763LB00303 | Savin MP 3353 | 13416 |
| Social Services | W913PC01407 | Savin MP 301 | 6982 |
| Social Services Admin | W913PC01415 | Savin MP 301 | 5263 |
| Social Services | W512L200485 | Savin MP C4502 | 81823 |
| Solid Waste | E153MB61616 | Savin MPC 3003 | 3677 |
| EMS | E153MB61636 | Savin MPC 3003 | 10122 |
| Sheriff Office Squad Room | W913PC01405 | Savin MP 301 | 4572 |
| Sheriff Office Jail | E153MB61639 | Savin MPC 3003 | 20245 |
| Sheriff Office Narcotics | E153MB61796 | Savin MPC 3003 | 10729 |
| Sheriff Office Admin | E153MB61795 | Savin MPC 3003 | 11059 |
| Sheriff Office Investigations | E153MB61681 | Savin MPC 3003 | 985 |
| Parks and Rec | E153MB61637 | Savin MPC 3003 | 2626 |
| Soil and Water | E153MB60847 | Savin MPC 3003 | 2332 |
| Animal Shelter | E154MB60076 | Savin MPC 3003 | 5629 |
| Administration | E183MC10560 | Savin MP C5503 | 12238 |
| Planning | E153MB61605 | Savin MPC 3003 | 11859 |
| Communications | E153MB61601 | Savin MPC 3003 | 6220 |
| Health | E153MB61600 | Savin MPC 3003 | 17409 |

| 3 Month Color | Fax | Additional features requested |
|---------------|---------------|---|
| | | Add color |
| 299 | | |
| 14622 | Fax Installed | Scan to USB |
| NA | | |
| 1832 | Fax Installed | |
| 632 | Fax Installed | |
| 1789 | | |
| 5963 | Fax Installed | Double Sided Copying and Stapling |
| 3072 | Fax Installed | |
| | Fax Installed | |
| | Fax Installed | Add Color and Envelopes |
| 18660 | | |
| 1369 | Fax Installed | |
| 481 | Fax Installed | |
| 4880 | Fax Installed | Add Stapling |
| 7999 | | |
| 2925 | Fax Installed | |
| 609 | | |
| 953 | Fax Installed | |
| 1450 | Fax Installed | |
| 1799 | Fax Installed | |
| 8513 | Add Fax | |
| 6401 | | |
| 7198 | Fax Installed | Saddle Stitching, Folding, Staple, Hole Punch |
| 3002 | Fax Installed | |

Additional Equipment

Sheriff Jail Clerical Copier- Color,Staple, Fax,Hole Punch

Legal Department - New Copier,Fax, Duplex Scan,Stapling

System Reference

| | | | |
|--------------------------|--|--------------|---------|
| Machine ID | E763LA00045 | Total Memory | 1536 MB |
| Total Counter | 323221 | | |
| Firmware Version | Printer[1.03 / D7575701D], System[1.09 / D1825530H], Engine[1.04:02 / D1825500B], LCDC[1.05 / D1821490D], NIB[12.72.8 / D1825544D] | | |
| Device Connection | - | | |
| HDD: Font/Macro Download | Free Space 5104708 KB , Disk Capacity 5104716 KB | | |
| Printer Language | Adobe PDF [1.01], RPCS [3.13.28], PCL 5e [1.05], PCL XL [1.05] | | |
| Attached Equipment | Finisher SR3352 | | |

Paper Input

| | |
|---------------|---------------------------------|
| Tray Priority | Tray 1 |
| Bypass Tray | 11 x 17 Plain Paper Tray Locked |
| Tray 1 | 11 x 8 1/2 Plain Paper |
| Tray 2 | 11 x 8 1/2 Plain Paper |

Data Management

| | | | |
|----------------------------|-----|-----------------|-----|
| Auto Del. Temp. Print Jobs | *On | Hours to Delete | *24 |
| Auto Del Stored Print Jobs | On | Days to Delete | 3 |

* indicates a non-default setting.

System

| | | | |
|-----------------------------|--------------------|----------------------------|--------------------|
| Print Error Report | Off | Auto Continue | Off |
| Store and Skip Errored Job | Off | No. of pages to judge jobs | 3 |
| Memory Overflow | Do not Print | AutoCncl Conf for PDLErrJb | Do not Display |
| AutoCncl Prt Job(s) on Err | Off | Job Separation | Off |
| Rotate Srt: AutoPapr Contin | Off | Rotate by 180 Degrees | Off |
| Print Compressed Data | Off | Memory Usage | Frame Priority |
| Duplex | Off | Copies | 1 |
| Blank Page Print | On | Edge Smoothing | On |
| Toner Saving | Off | Reserved Job Waiting Time | Short Wait |
| Printer Language | Auto | Sub Paper Size | Auto |
| Page Size | 8 1/2 x 11 | Letterhead Setting | Auto Detect |
| Paper Conf. for Byps. Tray | Do not Display | Bypass Tray | Any Type |
| Tray 1 | Machine Setting(s) | Tray 2 | Machine Setting(s) |
| Edge to Edge Print | Off | Default Printer Language | PCL |
| Tray Switching | Off | Extend Auto Tray Switching | Off |
| Jobs Not Prntd As Mach Off | Do not Print | Restrict Direct Print Jobs | Off |
| Switch Initial Screen | Job List | | |

CL Menu

| | | | |
|-----------------|----------|-----------------|---------|
| Orientation | Portrait | Form Lines | 60 |
| Font Source | Resident | Font Number | 0 |
| Point Size | 12.00 | Font Pitch | 10.00 |
| Symbol Set | PC-8 | Courier Font | Regular |
| Extend A4 Width | Off | Append CR to LF | Off |
| Resolution | 600 dpi | | |

DF Menu

| | | | |
|-------------------------|-----|------------|---------|
| Reverse Order Printing | Off | Resolution | 600 dpi |
| Orientation Auto Detect | On | | |

Host Interface





| | | | |
|------------------------|----------------------------|----------------------|--------------|
| I/O Buffer | 128 KB | I/O Timeout | 15 seconds |
| DHCP | *Off | IPv4 Address | 10. 2. 1. 12 |
| Sub-net Mask | 255.255.255. 0 | IPv4 Gateway Address | 10. 2. 1.254 |
| IPv6 Stateless Setting | Active | IPv4 | Active |
| IPv6 | Inactive | SMB | Active |
| Ethernet Speed | Auto Select: Disable 1Gbps | Fixed USB Port | Off |

Interface Information

| | | | |
|-----------------------|-------------------|-------------------------|---------------------------|
| MAC Address | 00.26.73.6f.94.a7 | Host Name | A6733 |
| Workgroups Name (SMB) | WORKGROUP | Network Path Name (SMB) | \\RNP0026736F94A7\\MP3353 |
| Invalid Interface | Not Detected | | |

Dec. 04,2018 11:12:03AM

System Reference

| | | | | |
|--------------------------|--|--|-------------------------|--|
| Machine ID | E153MB61771 | Total Memory | 1536 MB | |
| Total Counter | 306641 | | | |
| Firmware Version | Printer[1.18 / D1655701X], System[1.31 / D1475575K], Engine[1.40:08 / D1475504D], LCDC[1.13 / D1471490M], NIB[12.83.1 / D1475567X] | | | |
| Device Connection | - | | | |
| HDD: Font/Macro Download | Free Space 5104708 KB , Disk Capacity 5104716 KB | | | |
| Printer Language | Adobe PDF [1.07], RPCS [3.13.29], PCL 5c [1.23], PCL XL [1.23] | | | |
| Attached Equipment | Finisher SR3130 | | | |
| Consumption Status | Black Toner Remaining: | [], | Cyan Toner Remaining: | []. |
| | Magenta Toner Remaining: | [], | Yellow Toner Remaining: | []. |

Paper Input

| | |
|---------------|------------------------------------|
| Tray Priority | Tray 1 |
| Bypass Tray | 11 x 8 1/2 Plain Paper Tray Locked |
| Tray 1 | 11 x 8 1/2 Plain Paper |
| Tray 2 | 11 x 17 Plain Paper |

Data Management

| | | | |
|----------------------------|----------------|-----------------|-----|
| Auto Del. Temp. Print Jobs | *On | Hours to Delete | *24 |
| Auto Del Stored Print Jobs | On | Days to Delete | 3 |
| 4 Color Graphic Mode | Photo Priority | | |

System

* indicates a non-default setting.

| | | | |
|----------------------------|--------------------|----------------------------|--------------------|
| Print Error Report | Off | Auto Continue | Off |
| Store and Skip Errored Job | Off | No. of pages to judge jobs | 3 |
| Memory Overflow | Do not Print | AutoCncl Conf for PDLErrJb | Do not Display |
| AutoCncl Prt Job(s) on Err | Off | Job Separation | Off |
| Rotate Srt: AutoPapr Contn | Off | Rotate by 180 Degrees | Off |
| Print Compressed Data | Off | Duplex | Off |
| Copies | 1 | Blank Page Print | On |
| Reserved Job Waiting Time | Short Wait | Printer Language | Auto |
| Sub Paper Size | Auto | Page Size | 8 1/2 x 11 |
| Letterhead Setting | Auto Detect | Paper Conf. for Byps. Tray | Do not Display |
| Bypass Tray | *Driver/Command | Tray 1 | Machine Setting(s) |
| Tray 2 | Machine Setting(s) | Edge to Edge Print | Off |
| Default Printer Language | PCL | Tray Switching | Off |
| Extend Auto Tray Switching | Off | Jobs Not Prntd As Mach Off | Do not Print |
| Restrict Direct Print Jobs | Off | Switch Initial Screen | Job List |

CL Menu

| | | | |
|-----------------|--------------------|-----------------|---------|
| Orientation | Portrait | Form Lines | 60 |
| Font Source | Resident | Font Number | 0 |
| Point Size | 12.00 | Font Pitch | 10.00 |
| Symbol Set | PC-8 | Courier Font | Regular |
| Extend A4 Width | Off | Append CR to LF | Off |
| Resolution | 600 dpi (Standard) | | |

DF Menu





| | | | |
|-------------------------|------|---------------------|----------------|
| Reverse Order Printing | Off | Resolution | 600 dpi (Fast) |
| Toner Saving | Off | Color Setting | Super Fine |
| Color Profile | Auto | Process Color Model | Color |
| Orientation Auto Detect | On | | |

I/O Interface

| | | | |
|-----------------------|----------------------------|----------------------|--------------|
| I/O Buffer | 128 KB | I/O Timeout | 15 seconds |
| DHCP | *Off | IPv4 Address | 10. 1. 1.230 |
| Sub-net Mask | 255.255.255. 0 | IPv4 Gateway Address | 10. 1. 1.253 |
| Pv6 Stateless Setting | Active | IPv4 | Active |
| Pv6 | Inactive | SMB | Active |
| Ethernet Speed | Auto Select: Disable 1Gbps | Fixed USB Port | Off |

Interface Information

| | | | |
|-----------------------|-------------------|-------------------------|--------------------------|
| MAC Address | 00.26.73.7b.1b.ae | Host Name | A6717 |
| Workgroups Name (SMB) | WORKGROUP | Network Path Name (SMB) | \\RNP0026737B1BAE\MP3003 |
| Invalid Interface | Not Detected | | |

| System Reference | | | |
|--------------------------------------|--|--|--|
| Machine ID | E153MB61601 | Total Memory | 1536 MB |
| Total Counter | 279755 | | |
| Firmware Version | Printer[1.05 / D1655701H], System[1.16 / D1475550T], Engine[1.40:08 / D1475504D], LCDC[1.04 / D1471438C], NIB[12.74 / D1475567M] | | |
| Device Connection | - | | |
| Hard Disk Drive: Font/Macro Download | Free Space 5104708 KB , Disk Capacity 5104716 KB | | |
| Printer Language | Adobe PDF [1.06], RPCS [3.13.27], PCL 5c [1.17], PCL XL [1.17] | | |
| Attached Equipment | Lower Paper Trays, Booklet Finisher SR3150 | | |
| Consumption Status | Black Toner Remaining: | [], | Cyan Toner Remaining: [], |
| | Magenta Toner Remaining: | [], | Yellow Toner Remaining: [], |

| Paper Input | | | |
|---------------|---|-------------|--|
| Tray Priority | Tray 1 | | |
| Bypass Tray | 4 1/8 x 9 1/2 Thick Paper 3 Tray Locked | | |
| Tray 1 | 11 x 8 1/2 | Plain Paper | |
| Tray 2 | 11 x 8 1/2 | Plain Paper | |
| Tray 3 | 8 1/2 x 14 | Plain Paper | |
| Tray 4 | 11 x 17 | Plain Paper | |

| Data Management | | | |
|----------------------------|----------------|----------------------|-----|
| Menu Protect | Level 2 | List/Test Print Lock | Off |
| Auto Del. Temp. Print Jobs | Off | Hours to Delete | 8 |
| Auto Del Stored Print Jobs | On | Days to Delete | 3 |
| 4 Color Graphic Mode | Photo Priority | | |

* indicates a non-default setting.

| System | | | |
|-----------------------------|--------------------|----------------------------|--------------------|
| Print Error Report | Off | Auto Continue | Off |
| Store and Skip Errored Job | Off | No. of pages to judge jobs | 3 |
| Memory Overflow | Do not Print | AutoCncl Conf for PDLErrJb | Do not Display |
| AutoCncl Prt Job(s) on Err | Off | Job Separation | Off |
| Rotate Srt: AutoPaprr Contn | Off | Rotate by 180 Degrees | Off |
| Print Compressed Data | Off | Duplex | Off |
| Copies | 1 | Blank Page Print | On |
| Reserved Job Waiting Time | Short Wait | Printer Language | Auto |
| Sub Paper Size | Auto | Page Size | 8 1/2 x 11 |
| Letterhead Setting | Auto Detect | Paper Conf. for Byps. Tray | Do not Display |
| Bypass Tray | *Driver/Command | Tray 1 | Machine Setting(s) |
| Tray 2 | Machine Setting(s) | Tray 3 | Machine Setting(s) |
| Tray 4 | Machine Setting(s) | Edge to Edge Print | Off |
| Default Printer Language | PCL | Tray Switching | Off |
| Extend Auto Tray Switching | Off | Jobs Not Prntd As Mach Off | Do not Print |
| Restrict Direct Print Jobs | Off | Switch Initial Screen | Job List |

| PCL Menu | | | |
|-----------------|--------------------|-----------------|---------|
| Orientation | Portrait | Form Lines | 60 |
| Font Source | Resident | Font Number | 0 |
| Point Size | 12.00 | Font Pitch | 10.00 |
| Symbol Set | PC-8 | Courier Font | Regular |
| Extend A4 Width | Off | Append CR to LF | Off |
| Resolution | 600 dpi (Standard) | | |

| PDF Menu | | | |
|-------------------------|------|---------------------|----------------|
| Reverse Order Printing | Off | Resolution | 600 dpi (Fast) |
| Toner Saving | Off | Color Setting | Super Fine |
| Color Profile | Auto | Process Color Model | Color |
| Orientation Auto Detect | On | | |

| Host Interface | | | |
|------------------------|----------------------------|----------------------|----------------|
| I/O Buffer | 128 KB | I/O Timeout | 15 seconds |
| DHCP | *Off | IPv4 Address | 10. 32. 10. 10 |
| Sub-net Mask | 255.255.255. 0 | IPv4 Gateway Address | 10. 32. 10. 1 |
| IPv6 Stateless Setting | Active | IPv4 | Active |
| IPv6 | Inactive | SMB | Active |
| Ethernet Speed | *Auto Select: Enable 1Gbps | Fixed USB Port | Off |

| Interface Information | | | |
|-----------------------|-------------------|-------------------------|----------------------------|
| MAC Address | 00.26.73.7b.0f.d6 | Host Name | a6242 |
| Workgroups Name (SMB) | WORKGROUP | Network Path Name (SMB) | \\RNP0026737B0FD6\\MPC3003 |
| Invalid Interface | Not Detected | | |

System Reference

| | | | |
|--------------------------|--|--------------|------------------------------------|
| Machine ID | E153MB61638 | Total Memory | 1536 MB |
| Total Counter | 139262 | | |
| Firmware Version | Printer[1.17 / D1655701W], System[1.30 / D1475575J], Engine[1.40:08 / D1475504D], LCDC[1.13 / D1471490M], NIB[12.82.1 / D1475567W] | | |
| Device Connection | - | | |
| HDD: Font/Macro Download | Free Space 5104708 KB , Disk Capacity 5104716 KB | | |
| Printer Language | Adobe PDF [1.06], RPCS [3.13.29], PCL 5c [1.22], PCL XL [1.22] | | |
| Attached Equipment | Finisher SR3130 | | |
| Consumption Status | Black Toner Remaining: | [■■■■□], | Cyan Toner Remaining: [■□□□□], |
| | Magenta Toner Remaining: | [■■□□□], | Yellow Toner Remaining: [■■■□□□] |

Paper Input

| | |
|---------------|---------------------------------|
| Tray Priority | Tray 1 |
| Bypass Tray | 11 x 17 Plain Paper Tray Locked |
| Tray 1 | 11 x 8 1/2 Plain Paper |
| Tray 2 | 11 x 8 1/2 Plain Paper |

Data Management

| | | | |
|----------------------------|----------------|-----------------|-----|
| Auto Del. Temp. Print Jobs | *On | Hours to Delete | *24 |
| Auto Del Stored Print Jobs | On | Days to Delete | 3 |
| 4 Color Graphic Mode | Photo Priority | | |

System

* indicates a non-default setting.

| | | | |
|----------------------------|--------------------|----------------------------|--------------------|
| Print Error Report | Off | Auto Continue | Off |
| Store and Skip Errored Job | Off | No. of pages to judge jobs | 3 |
| Memory Overflow | Do not Print | AutoCncl Conf for PDLerrJb | Do not Display |
| AutoCncl Prt Job(s) on Err | Off | Job Separation | Off |
| Rotate Srt: AutoPapr Contn | Off | Rotate by 180 Degrees | Off |
| Print Compressed Data | Off | Duplex | Off |
| Copies | 1 | Blank Page Print | On |
| Reserved Job Waiting Time | Short Wait | Printer Language | Auto |
| Sub Paper Size | Auto | Page Size | 8 1/2 x 11 |
| Letterhead Setting | Auto Detect | Paper Conf. for Byps. Tray | Do not Display |
| Bypass Tray | Any Type | Tray 1 | Machine Setting(s) |
| Tray 2 | Machine Setting(s) | Edge to Edge Print | Off |
| Default Printer Language | PCL | Tray Switching | Off |
| Extend Auto Tray Switching | Off | Jobs Not Prntd As Mach Off | Do not Print |
| Restrict Direct Print Jobs | Off | Switch Initial Screen | Job List |

CL Menu

| | | | |
|-----------------|--------------------|-----------------|---------|
| Orientation | Portrait | Form Lines | 60 |
| Font Source | Resident | Font Number | 0 |
| Point Size | 12.00 | Font Pitch | 10.00 |
| Symbol Set | PC-8 | Courier Font | Regular |
| Extend A4 Width | Off | Append CR to LF | Off |
| Resolution | 600 dpi (Standard) | | |

DF Menu

| | | | |
|-------------------------|------|---------------------|----------------|
| Reverse Order Printing | Off | Resolution | 600 dpi (Fast) |
| Toner Saving | Off | Color Setting | Super Fine |
| Color Profile | Auto | Process Color Model | Color |
| Orientation Auto Detect | On | | |

Host Interface

| | | | |
|-----------------------|----------------------------|----------------------|--------------|
| I/O Buffer | 128 KB | I/O Timeout | 15 seconds |
| DHCP | *Off | IPv4 Address | 10. 1. 1.102 |
| Sub-net Mask | 255.255.255. 0 | IPv4 Gateway Address | 10. 1. 1.253 |
| Pv6 Stateless Setting | Active | IPv4 | Active |
| Pv6 | Inactive | SMB | Active |
| Ethernet Speed | Auto Select: Disable 1Gbps | Fixed USB Port | Off |

Interface Information

| | | | |
|-----------------------|-------------------|-------------------------|--------------------------|
| MAC Address | 00.26.73.7b.11.9e | Host Name | a6722 |
| Workgroups Name (SMB) | WORKGROUP | Network Path Name (SMB) | \\RNP0026737B119E\MP3003 |
| Invalid Interface | Not Detected | | |

System Reference

| | | | |
|--------------------------|--|----------------|-------------------------|
| Machine ID | E153MB61796 | Total Memory | 1536 MB |
| Total Counter | 51172 | | |
| Firmware Version | Printer[1.05 / D1655701H], System[1.09 / D1475550L], Engine[1.40:08 / D1475504D], LCDC[1.04 / D1471490C], NIB[12.70.5 / D1475567H] | | |
| Device Connection | - | | |
| HDD: Font/Macro Download | Free Space 5104708 KB , Disk Capacity 5104716 KB | | |
| Printer Language | Adobe PDF [1.04], RPCS [3.13.25], PCL 5c [1.12], PCL XL [1.12] | | |
| Attached Equipment | - | | |
| Consumption Status | Black Toner Remaining: | [■ ■ ■ ■ ■], | Cyan Toner Remaining: |
| | Magenta Toner Remaining: | [■ ■ ■ ■ ■], | Yellow Toner Remaining: |
| | | | [■ ■ ■ ■ ■] |

Paper Input

| | |
|---------------|------------------------------------|
| Tray Priority | Tray 1 |
| Bypass Tray | 11 x 8 1/2 Plain Paper Tray Locked |
| Tray 1 | 11 x 8 1/2 Plain Paper |
| Tray 2 | 8 1/2 x 11 Plain Paper |

Data Management

| | | | |
|----------------------------|----------------|-----------------|---|
| Auto Del. Temp. Print Jobs | Off | Hours to Delete | 8 |
| Auto Del Stored Print Jobs | On | Days to Delete | 3 |
| Color Graphic Mode | Photo Priority | | |

System

* indicates a non-default setting.

| | | | |
|----------------------------|--------------------|-----------------------------|--------------------|
| Print Error Report | Off | Auto Continue | Off |
| Store and Skip Errored Job | Off | No. of pages to judge jobs | 3 |
| Memory Overflow | Do not Print | AutoCncl Conf for PDLErrJb | Do not Display |
| AutoCncl Prt Job(s) on Err | Off | Rotate Srt: AutoPaprr Contn | Off |
| Rotate by 180 Degrees | Off | Print Compressed Data | Off |
| Duplex | Off | Copies | 1 |
| Blank Page Print | On | Reserved Job Waiting Time | Short Wait |
| Printer Language | Auto | Sub Paper Size | Auto |
| Page Size | 8 1/2 x 11 | Letterhead Setting | Auto Detect |
| Paper Conf. for Byps. Tray | Do not Display | Bypass Tray | Any Type |
| Tray 1 | Machine Setting(s) | Tray 2 | Machine Setting(s) |
| Edge to Edge Print | Off | Default Printer Language | PCL |
| Tray Switching | Off | Extend Auto Tray Switching | Off |
| Jobs Not Prntd As Mach Off | Do not Print | Restrict Direct Print Jobs | Off |
| Switch Initial Screen | Job List | | |

CL Menu

| | | | |
|-----------------|--------------------|-----------------|---------|
| Orientation | Portrait | Form Lines | 60 |
| Font Source | Resident | Font Number | 0 |
| Point Size | 12.00 | Font Pitch | 10.00 |
| Symbol Set | PC-8 | Courier Font | Regular |
| Extend A4 Width | Off | Append CR to LF | Off |
| Resolution | 600 dpi (Standard) | | |

DF Menu

| | | | |
|-------------------------|------|---------------------|----------------|
| Reverse Order Printing | Off | Resolution | 600 dpi (Fast) |
| Toner Saving | Off | Color Setting | Super Fine |
| Color Profile | Auto | Process Color Model | Color |
| Orientation Auto Detect | On | | |





Host Interface

| | | | |
|-----------------------|----------------------------|----------------------|---------------|
| I/O Buffer | 128 KB | I/O Timeout | 15 seconds |
| DHCP | *Off | IPv4 Address | 10. 10. 1.104 |
| Sub-net Mask | 255.255.255. 0 | IPv4 Gateway Address | 10. 10. 1.254 |
| Pv6 Stateless Setting | Active | IPv4 | Active |
| Pv6 | Inactive | SMB | Active |
| Ethernet Speed | Auto Select: Disable 1Gbps | Fixed USB Port | Off |

Interface Information

| | | | |
|-----------------------|-------------------|-------------------------|---------------------------|
| MAC Address | 00.26.73.7b.11.67 | Host Name | A6729 |
| Workgroups Name (SMB) | WORKGROUP | Network Path Name (SMB) | \\RNP0026737B1167\MPC3003 |
| Invalid Interface | Not Detected | | |

System Reference

| | | | | |
|--------------------------|--|--|-------------------------|--|
| Machine ID | E153MB61795 | Total Memory | 1536 MB | |
| Total Counter | 339426 | | | |
| Firmware Version | Printer[1.05 / D1655701H], System[1.16 / D1475550T], Engine[1.40:08 / D1475504D], LCDC[1.04 / D1471490C], NIB[12.74 / D1475567M] | | | |
| Device Connection | - | | | |
| HDD: Font/Macro Download | Free Space 5104708 KB , Disk Capacity 5104716 KB | | | |
| Printer Language | Adobe PDF [1.06], RPCS [3.13.27], PCL 5c [1.12], PCL XL [1.12] | | | |
| Attached Equipment | Finisher SR3130 | | | |
| Consumption Status | Black Toner Remaining: | [], | Cyan Toner Remaining: | [], |
| | Magenta Toner Remaining: | [], | Yellow Toner Remaining: | [], |

Paper Input

| | |
|---------------|------------------------------------|
| Tray Priority | Tray 1 |
| Bypass Tray | 11 x 8 1/2 Plain Paper Tray Locked |
| Tray 1 | 11 x 8 1/2 Plain Paper |
| Tray 2 | 8 1/2 x 11 Plain Paper |

Data Management

| | | | |
|----------------------------|----------------|-----------------|---|
| Auto Del. Temp. Print Jobs | Off | Hours to Delete | 8 |
| Auto Del Stored Print Jobs | On | Days to Delete | 3 |
| 4 Color Graphic Mode | Photo Priority | | |

System

* indicates a non-default setting.

| | | | |
|-----------------------------|--------------------|----------------------------|--------------------|
| Print Error Report | Off | Auto Continue | Off |
| Store and Skip Errored Job | Off | No. of pages to judge jobs | 3 |
| Memory Overflow | Do not Print | AutoCncl Conf for PDLErrJb | Do not Display |
| AutoCncl Prt Job(s) on Err | Off | Job Separation | Off |
| Rotate Srt: AutoPaprr Contn | Off | Rotate by 180 Degrees | Off |
| Print Compressed Data | Off | Duplex | Off |
| Copies | 1 | Blank Page Print | On |
| Reserved Job Waiting Time | Short Wait | Printer Language | Auto |
| Sub Paper Size | Auto | Page Size | 8 1/2 x 11 |
| Letterhead Setting | Auto Detect | Paper Conf. for Byps. Tray | Do not Display |
| Bypass Tray | Any Type | Tray 1 | Machine Setting(s) |
| Tray 2 | Machine Setting(s) | Edge to Edge Print | Off |
| Default Printer Language | PCL | Tray Switching | Off |
| Extend Auto Tray Switching | Off | Jobs Not Prntd As Mach Off | Do not Print |
| Restrict Direct Print Jobs | Off | Switch Initial Screen | Job List |

CL Menu

| | | | |
|-----------------|--------------------|-----------------|---------|
| Orientation | Portrait | Form Lines | 60 |
| Font Source | Resident | Font Number | 0 |
| Point Size | 12.00 | Font Pitch | 10.00 |
| Symbol Set | PC-8 | Courier Font | Regular |
| Extend A4 Width | Off | Append CR to LF | Off |
| Resolution | 600 dpi (Standard) | | |

DF Menu

| | | | |
|-------------------------|------|---------------------|----------------|
| Reverse Order Printing | Off | Resolution | 600 dpi (Fast) |
| Toner Saving | Off | Color Setting | Super Fine |
| Color Profile | Auto | Process Color Model | Color |
| Orientation Auto Detect | On | | |

Host Interface

| | | | |
|------------------------|----------------------------|----------------------|--------------|
| I/O Buffer | 128 KB | I/O Timeout | 15 seconds |
| DHCP | *Off | IPv4 Address | 10. 4. 1.200 |
| Sub-net Mask | 255.255.255. 0 | IPv4 Gateway Address | 10. 4. 1.254 |
| IPv6 Stateless Setting | Active | IPv4 | Active |
| IPv6 | Inactive | SMB | Active |
| Ethernet Speed | Auto Select: Disable 1Gbps | Fixed USB Port | Off |

Interface Information

| | | | |
|-----------------------|-------------------|-------------------------|----------------------------|
| MAC Address | 00.26.73.7b.11.85 | Host Name | admin9025 |
| Workgroups Name (SMB) | WORKGROUP | Network Path Name (SMB) | \\RNP0026737B1185\\MPC3003 |
| Invalid Interface | Not Detected | | |

| | | | |
|----------------------------|--|------------------------------------|-------------------------|
| System Reference | | Dec. 06,2018 03:47:08PM | |
| Machine | W913PC01405 | Total Memory | 1024 MB |
| Total Counter | 85245 | | |
| Firmware Version | Printer[1.08 / D1275793H], System[3.17 / D1275780Q], Engine[1.03:05 / D1275770C], LCDC[1.21 / D1271491L], NIB[12.30 / D1275791J] | | |
| Device Connection | - | | |
| Printer Language | Adobe PostScript 3 [1.03], Adobe PDF [1.03], RPCS [3.12.23], PCL 5e [1.08], PCL XL [1.08] | | |
| Attached Equipment | - | | |
| Paper Input | | | |
| Tray Priority | Tray 1 | | |
| Bypass Tray | 8 1/2 x 11 Plain Paper Tray Locked Duplex Unavailable | | |
| Tray 1 | 8 1/2 x 11 Plain Paper | | |
| System | | * indicates a non-default setting. | |
| Print Error Report | Off | Auto Continue | Off |
| Memory Overflow | Do not Print | Rotate by 180 Degrees | Off |
| Print Compressed Data | Off | Memory Usage | Frame Priority |
| Duplex | Off | Copies | 1 |
| Blank Page Print | On | Edge Smoothing | On |
| Power Saving | Off | Reserved Job Waiting Time | Short Wait |
| Printer Language | Auto | Sub Paper Size | Auto |
| Page Size | 8 1/2 x 11 | Letterhead Setting | Auto Detect |
| Paper Conf. for Byps. Tray | Do not Display | Bypass Tray | Driver/Command |
| Tray 1 | Machine Setting(s) | Edge to Edge Print | Off |
| Default Printer Language | PCL | Tray Switching | Off |
| RAM Disk | 4 MB | Extend Auto Tray Switching | Off |
| CL Menu | | | |
| Orientation | Portrait | Form Lines | 60 |
| Font Source | Resident | Font Number | 0 |
| Point Size | 12.00 | Font Pitch | 10.00 |
| Symbol Set | PC-8 | Courier Font | Regular |
| Extend A4 Width | Off | Append CR to LF | Off |
| Resolution | 600 dpi | | |
| S Menu | | | |
| Job Timeout | Use Driver/Command | Job Timeout Time (Seconds) | 0 |
| Wait Timeout | Use Driver/Command | Wait Timeout Time (Seconds) | 300 |
| Paper Selection Method | Select Paper Tray | Switchng btwn 1&2 Side Prnt | Active |
| Data Format | TBCP | Resolution | 600 dpi |
| Orientation Auto Detect | On | | |
| CF Menu | | | |
| Reverse Order Printing | Off | Resolution | 600 dpi |
| Orientation Auto Detect | On | | |
| Net Interface | | | |
| IO Buffer | 128 KB | I/O Timeout | 15 seconds |
| DHCP | *Off | IPv4 Address | 10. 4. 1.202 |
| Sub-net Mask | 255.255.255. 0 | IPv4 Gateway Address | 10. 4. 1.254 |
| Pv6 Stateless Setting | Active | IPv4 | Active |
| Pv6 | Inactive | SMB | Active |
| Ethernet Speed | Auto Select | Fixed USB Port | Off |
| Interface Information | | | |
| MAC Address | 00.26.73.77.c3.30 | Host Name | A6886 |
| Workgroups Name (SMB) | WORKGROUP | Network Path Name (SMB) | \\RNP00267377C330\MP301 |
| Invalid Interface | Not Detected | | |

System Reference

| | | | | |
|----------------------|--|---|-------------------------|---|
| Machine ID | E183MC10560 | Total Memory | 1973 MB | |
| Total Counter | 279902 | | | |
| Firmware Version | Printer[1.19 / D1665701W], System[1.34 / D1495569K], Engine[1.39:08 / D1505504C], LCDC[1.05 / D1491490F], NIB[12.75.1 / D1495567V] | | | |
| Interface Connection | - | | | |
| Free Space | Free Space 5104708 KB , Disk Capacity 5104716 KB | | | |
| Printer Language | Adobe PDF [1.02], RPCS [3.13.24], PCL 5c [1.18], PCL XL [1.18] | | | |
| Attached Equipment | Lower Paper Trays, Finisher SR3160 | | | |
| Consumption Status | Black Toner Remaining: | <div><div></div><div></div><div></div><div></div><div></div><div></div></div> | Cyan Toner Remaining: | <div><div></div><div></div><div></div><div></div><div></div><div></div></div> |
| | Magenta Toner Remaining: | <div><div></div><div></div><div></div><div></div><div></div><div></div></div> | Yellow Toner Remaining: | <div><div></div><div></div><div></div><div></div><div></div><div></div></div> |

Paper Input

| | |
|---------------|------------------------|
| Tray Priority | Tray 1 |
| Bypass Tray | 11 x 8 1/2 Plain Paper |
| Tray 1 | 11 x 8 1/2 Plain Paper |
| Tray 2 | 8 1/2 x 11 Plain Paper |
| Tray 3 | 8 1/2 x 14 Plain Paper |
| Tray 4 | 11 x 17 Plain Paper |

Data Management

| | | | |
|----------------------------|----------------|-----------------|---|
| Auto Del. Temp. Print Jobs | Off | Hours to Delete | 8 |
| Auto Del Stored Print Jobs | On | Days to Delete | 3 |
| 4 Color Graphic Mode | Photo Priority | | |

System

* indicates a non-default setting.

| | | | |
|----------------------------|--------------------|-----------------------------|--------------------|
| Print Error Report | Off | Auto Continue | Off |
| Store and Skip Errored Job | Off | No. of pages to judge jobs | 3 |
| Memory Overflow | Do not Print | AutoCncl Conf for PDL ErrJb | Do not Display |
| AutoCncl Prt Job(s) on Err | Off | Job Separation | Off |
| Rotate Srt: AutoPapr Contn | Off | Rotate by 180 Degrees | Off |
| Print Compressed Data | Off | Duplex | Off |
| Copies | 1 | Blank Page Print | On |
| Reserved Job Waiting Time | Short Wait | Printer Language | Auto |
| Sub Paper Size | Auto | Page Size | 8 1/2 x 11 |
| Letterhead Setting | Auto Detect | Paper Conf. for Byps. Tray | Do not Display |
| Bypass Tray | Any Type | Tray 1 | Machine Setting(s) |
| Tray 2 | Machine Setting(s) | Tray 3 | Machine Setting(s) |
| Tray 4 | Machine Setting(s) | Edge to Edge Print | Off |
| Default Printer Language | PCL | Tray Switching | Off |
| Extend Auto Tray Switching | Off | Jobs Not Prntd As Mach Off | Do not Print |
| Restrict Direct Print Jobs | Off | Switch Initial Screen | Job List |

CL Menu

| | | | |
|-----------------|--------------------|-----------------|---------|
| Orientation | Portrait | Form Lines | 60 |
| Font Source | Resident | Font Number | 0 |
| Point Size | 12.00 | Font Pitch | 10.00 |
| Symbol Set | PC-8 | Courier Font | Regular |
| Extend A4 Width | Off | Append CR to LF | Off |
| Resolution | 600 dpi (Standard) | | |

DF Menu

| | | | |
|-------------------------|------|---------------------|----------------|
| Reverse Order Printing | Off | Resolution | 600 dpi (Fast) |
| Toner Saving | Off | Color Setting | Super Fine |
| Color Profile | Auto | Process Color Model | Color |
| Orientation Auto Detect | On | | |

Host Interface

| | | | |
|-----------------------|----------------------------|----------------------|--------------|
| I/O Buffer | 128 KB | I/O Timeout | 15 seconds |
| DHCP | *Off | IPv4 Address | 10. 3. 1. 7 |
| Sub-net Mask | 255.255.255. 0 | IPv4 Gateway Address | 10. 3. 1.254 |
| Pv6 Stateless Setting | Active | IPv4 | Active |
| Pv6 | Inactive | SMB | Active |
| Ethernet Speed | Auto Select: Disable 1Gbps | Fixed USB Port | Off |

Interface Information

| | | | |
|-----------------------|-------------------|-------------------------|----------------------------|
| IAC Address | 00.26.73.7b.93.de | Host Name | a6731 |
| Workgroups Name (SMB) | WORKGROUP | Network Path Name (SMB) | \\RNP0026737B93DE\MP_C5503 |
| Invalid Interface | Not Detected | | |

System Reference

| | | | |
|----------------------------|--|--------------|--------|
| Unit Number | M6595800673 | Total Memory | 768 MB |
| Total Counter | 68309 | | |
| Firmware Version | Printer[1.05e / D0205338E], System[1.15 / D0205331M], Engine[1.06:06 / D0195550G], LCDC[1.01 / D0191491A], NIB[7.23 / D0205334D] | | |
| Device Connection | Hard Disk Drive | | |
| HDD: Font / Macro Download | Free Space 510444 KB , Disk Capacity 510446 KB | | |
| Printer Language | RPCS [3.6.9], PCL 5e [1.03], PCL XL [1.03] | | |
| Attached Equipment | Lower Paper Trays, Bypass Tray | | |

Paper Input

| | |
|---------------|---|
| Tray Priority | Tray 1 |
| Bypass Tray | A4 (297x210) Plain Paper Tray Locked Duplex Unavailable |
| Tray 1 | 11 x 8 1/2 Plain Paper |
| Tray 2 | 8 1/2 x 14 Plain Paper |
| Tray 3 | 8 1/2 x 14 Plain Paper |
| Tray 4 | 11 x 17 Plain Paper |

System

* indicates a non-default setting.

| | | | |
|----------------------------|---------------|------------------------------|------------------|
| Print Error Report | Off | Auto Continue | Off |
| Memory Overflow | Do not Print | Rotate by 180 Degrees | Off |
| Auto Del. Temp. Print Jobs | Off | Hours to Delete | 8 |
| Auto Del Stored Print Jobs | On | Days to Delete | 3 |
| Initial Print Job List | Complete List | Memory Usage | Frame Priority |
| Duplex | Off | Copies | 1 |
| Blank Page Print | On | Edge Smoothing | On |
| Toner Saving | Off | Reserved Job Waiting Time | Short Wait |
| Sub Paper Size | Off | Page Size | 8 1/2 x 11 |
| Letterhead Setting | Off | Bypass Tray Setting Priority | Driver / Command |
| Edge to Edge Print | Off | Tray Switching | Off |

CL Menu

| | | | |
|-----------------|----------|-----------------|---------|
| Orientation | Portrait | Form Lines | 60 |
| Font Source | Resident | Font Number | 0 |
| Point Size | 12.00 | Font Pitch | 10.00 |
| Symbol Set | PC-8 | Courier Font | Regular |
| Extend A4 Width | Off | Append CR to LF | Off |
| Resolution | 600 dpi | | |

Host Interface

| | | | |
|-----------------------|-----------------|----------------------|-----------------|
| I/O Buffer | 128 KB | I/O Timeout | 15 seconds |
| DHCP | *Off | IPv4 Address | 010.003.001.032 |
| Sub-net Mask | 255.255.255.000 | IPv4 Gateway Address | 010.003.001.254 |
| Pv6 Stateless Setting | Active | NW Frame Type | Auto Select |
| Pv4 | Active | IPv6 | Inactive |
| NetWare | Active | SMB | Active |
| AppleTalk | Active | Ethernet Speed | Auto Select |
| Fixed USB Port | Off | | |

Interface Information

| | | | |
|----------------------------|-------------------|----------------------------|------------------|
| MAC Address | 00.00.74.f8.a7.cc | Host Name | savin9025ROD |
| Operation Mode (NetWare) | Print Server | Print Server Name(NetWare) | RNPF8A7CC |
| File Server Name (NetWare) | Not Defined | NDS Context Name (NetWare) | Not Defined |
| Workgroups Name (SMB) | WORKGROUP | Network Path Name (SMB) | \\RNPF8A7CC\9025 |
| Invalid Interface | Not Detected | | |

Dec. 06,2018 03:04:05PM

System Reference

| | | | |
|--------------------|--|--------------|---------|
| Machine ID | W913PC01407 | Total Memory | 1024 MB |
| Total Counter | 89856 | | |
| Firmware Version | Printer[1.07 / D1275793G], System[3.17 / D1275780Q], Engine[1.03:05 / D1275770C], LCDC[1.21 / D1271491L], NIB[12.30 / D1275791J] | | |
| Device Connection | - | | |
| Printer Language | Adobe PostScript 3 [1.03], Adobe PDF [1.03], RPCS [3.12.23], PCL 5e [1.08], PCL XL [1.08] | | |
| Attached Equipment | - | | |

Paper Input

| | |
|---------------|---|
| Tray Priority | Tray 1 |
| Bypass Tray | 8 1/2 x 11 Plain Paper Tray Locked Duplex Unavailable |
| Tray 1 | 8 1/2 x 11 Plain Paper |

System

* indicates a non-default setting.

| | | | |
|----------------------------|--------------------|----------------------------|----------------|
| Print Error Report | Off | Auto Continue | Off |
| Memory Overflow | Do not Print | Rotate by 180 Degrees | Off |
| Print Compressed Data | Off | Memory Usage | Frame Priority |
| Duplex | Off | Copies | 1 |
| Blank Page Print | On | Edge Smoothing | On |
| Toner Saving | Off | Reserved Job Waiting Time | Short Wait |
| Printer Language | Auto | Sub Paper Size | Auto |
| Page Size | 8 1/2 x 11 | Letterhead Setting | Auto Detect |
| Paper Conf. for Byps. Tray | Do not Display | Bypass Tray | Driver/Command |
| Tray 1 | Machine Setting(s) | Edge to Edge Print | Off |
| Default Printer Language | PCL | Tray Switching | Off |
| RAM Disk | 4 MB | Extend Auto Tray Switching | Off |

PCL Menu

| | | | |
|-----------------|----------|-----------------|---------|
| Orientation | Portrait | Form Lines | 60 |
| Font Source | Resident | Font Number | 0 |
| Point Size | 12.00 | Font Pitch | 10.00 |
| Symbol Set | PC-8 | Courier Font | Regular |
| Extend A4 Width | Off | Append CR to LF | Off |
| Resolution | 600 dpi | | |

PS Menu

| | | | |
|-------------------------|--------------------|-------------------------------|---------|
| Job Timeout | Use Driver/Command | Job Timeout Time (Seconds) | 0 |
| Wait Timeout | Use Driver/Command | Wait Timeout Time (Seconds) | 300 |
| Paper Selection Method | Select Paper Tray | Switching btwn 1&2 Side Print | Active |
| Data Format | TBCP | Resolution | 600 dpi |
| Orientation Auto Detect | On | | |

PDF Menu

| | | | |
|-------------------------|-----|------------|---------|
| Reverse Order Printing | Off | Resolution | 600 dpi |
| Orientation Auto Detect | On | | |

Host Interface

| | | | |
|------------------------|-----------------------------|----------------------|-------------------------------|
| I/O Buffer | 128 KB | I/O Timeout | 15 seconds |
| DHCP | On | IPv4 Address | 10. 2. 1.165[11. 22. 33. 44] |
| Sub-net Mask | 255.255.255. 0[0. 0. 0. 0] | IPv4 Gateway Address | 10. 2. 1.254[0. 0. 0. 0] |
| IPv6 Stateless Setting | Active | IPv4 | Active |
| IPv6 | Inactive | SMB | Active |
| Ethernet Speed | Auto Select | Fixed USB Port | Off |

Interface Information

| | | | |
|-----------------------|-------------------|-------------------------|--------------------------|
| MAC Address | 00.26.73.77.c3.2d | Host Name | RNP00267377C32D |
| Workgroups Name (SMB) | WORKGROUP | Network Path Name (SMB) | \\RNP00267377C32D\\MP301 |
| Invalid Interface | Not Detected | | |

Dec. 06,2018 02:58:12PM

System Reference

| | | | |
|--------------------|--|--------------|---------|
| Machine ID | W913PC01415 | Total Memory | 1024 MB |
| Total Counter | 130387 | | |
| Firmware Version | Printer[1.07 / D1275793G], System[3.17 / D1275780Q], Engine[1.03:05 / D1275770C], LCDC[1.21 / D1271491L], NIB[12.30 / D1275791J] | | |
| Device Connection | - | | |
| Printer Language | Adobe PostScript 3 [1.03], Adobe PDF [1.03], RPCS [3.12.23], PCL 5e [1.08], PCL XL [1.08] | | |
| Attached Equipment | - | | |

Paper Input

| | |
|---------------|---|
| Tray Priority | Tray 1 |
| Bypass Tray | 8 1/2 x 11 Plain Paper Tray Locked Duplex Unavailable |
| Tray 1 | 8 1/2 x 11 Plain Paper |

System

* indicates a non-default setting.

| | | | |
|----------------------------|--------------------|----------------------------|----------------|
| Print Error Report | Off | Auto Continue | Off |
| Memory Overflow | Do not Print | Rotate by 180 Degrees | Off |
| Print Compressed Data | Off | Memory Usage | Frame Priority |
| Duplex | Off | Copies | 1 |
| Blank Page Print | On | Edge Smoothing | On |
| Toner Saving | Off | Reserved Job Waiting Time | Short Wait |
| Printer Language | Auto | Sub Paper Size | Auto |
| Page Size | 8 1/2 x 11 | Letterhead Setting | Auto Detect |
| Paper Conf. for Byps. Tray | Do not Display | Bypass Tray | Driver/Command |
| Tray 1 | Machine Setting(s) | Edge to Edge Print | Off |
| Default Printer Language | PCL | Tray Switching | Off |
| RAM Disk | 4 MB | Extend Auto Tray Switching | Off |

CL Menu

| | | | |
|-----------------|----------|-----------------|---------|
| Orientation | Portrait | Form Lines | 60 |
| Font Source | Resident | Font Number | 0 |
| Point Size | 12.00 | Font Pitch | 10.00 |
| Symbol Set | PC-8 | Courier Font | Regular |
| Extend A4 Width | Off | Append CR to LF | Off |
| Resolution | 600 dpi | | |

S Menu

| | | | |
|-------------------------|--------------------|-----------------------------|---------|
| Job Timeout | Use Driver/Command | Job Timeout Time (Seconds) | 0 |
| Wait Timeout | Use Driver/Command | Wait Timeout Time (Seconds) | 300 |
| Paper Selection Method | Select Paper Tray | Swthchg btwn 1&2 Side Prnt | Active |
| Data Format | TBCP | Resolution | 600 dpi |
| Orientation Auto Detect | On | | |

DF Menu

| | | | |
|-------------------------|-----|------------|---------|
| Reverse Order Printing | Off | Resolution | 600 dpi |
| Orientation Auto Detect | On | | |

Host Interface





| | | | |
|------------------------|-----------------------------|----------------------|-------------------------------|
| I/O Buffer | 128 KB | I/O Timeout | 15 seconds |
| DHCP | On | IPv4 Address | 10. 2. 1.112(11. 22. 33. 44) |
| Sub-net Mask | 255.255.255. 0(0. 0. 0. 0) | IPv4 Gateway Address | 10. 2. 1.254(0. 0. 0. 0) |
| IPv6 Stateless Setting | Active | IPv4 | Active |
| IPv6 | Inactive | SMB | Active |
| Ethernet Speed | Auto Select | Fixed USB Port | Off |

Interface Information

| | | | |
|-----------------------|-------------------|-------------------------|------------------------|
| MAC Address | 00.26.73.77.c1.d7 | Host Name | A6894 |
| Workgroups Name (SMB) | WORKGROUP | Network Path Name (SMB) | \\RNP00267377C1D7MP301 |
| Invalid Interface | Not Detected | | |

Dec. 04,2018 12:45:09PM

System Reference

| | | | | |
|--------------------------|--|--|-------------------------|--|
| Machine ID | E153MB61681 | Total Memory | 1536 MB | |
| Total Counter | 314227 | | | |
| Firmware Version | Printer[1.17 / D1655701W], System[1.29 / D1475575H], Engine[1.40:08 / D1475504D], LCDC[1.13 / D1471490M], NIB[12.81 / D1475567V] | | | |
| Device Connection | - | | | |
| HDD: Font/Macro Download | Free Space 5104708 KB , Disk Capacity 5104716 KB | | | |
| Printer Language | Adobe PDF [1.06], RPCS [3.13.29], PCL 5c [1.22], PCL XL [1.22] | | | |
| Attached Equipment | Finisher SR3130 | | | |
| Consumption Status | Black Toner Remaining: | [], | Cyan Toner Remaining: | [], |
| | Magenta Toner Remaining: | [], | Yellow Toner Remaining: | [], |

Paper Input

| | |
|---------------|------------------------------------|
| Tray Priority | Tray 1 |
| Bypass Tray | 11 x 8 1/2 Plain Paper Tray Locked |
| Tray 1 | 11 x 8 1/2 Plain Paper |
| Tray 2 | 8 1/2 x 11 Plain Paper |

Data Management

| | | | |
|----------------------------|----------------|-----------------|---|
| Auto Del. Temp. Print Jobs | Off | Hours to Delete | 8 |
| Auto Del Stored Print Jobs | On | Days to Delete | 3 |
| 4 Color Graphic Mode | Photo Priority | | |

System

* indicates a non-default setting.

| | | | |
|----------------------------|--------------------|-----------------------------|--------------------|
| Print Error Report | Off | Auto Continue | Off |
| Store and Skip Errored Job | Off | No. of pages to judge jobs | 3 |
| Memory Overflow | Do not Print | AutoCncl Conf for PDL ErrJb | Do not Display |
| AutoCncl Prt Job(s) on Err | Off | Job Separation | Off |
| Rotate Srt: AutoPapr Contn | Off | Rotate by 180 Degrees | Off |
| Print Compressed Data | Off | Duplex | Off |
| Copies | 1 | Blank Page Print | On |
| Reserved Job Waiting Time | Short Wait | Printer Language | Auto |
| Sub Paper Size | Auto | Page Size | 8 1/2 x 11 |
| Letterhead Setting | Auto Detect | Paper Conf. for Byps. Tray | Do not Display |
| Bypass Tray | Any Type | Tray 1 | Machine Setting(s) |
| Tray 2 | Machine Setting(s) | Edge to Edge Print | Off |
| Default Printer Language | PCL | Tray Switching | Off |
| Extend Auto Tray Switching | Off | Jobs Not Prntd As Mach Off | Do not Print |
| Restrict Direct Print Jobs | Off | Switch Initial Screen | Job List |

PCL Menu

| | | | |
|-----------------|--------------------|-----------------|---------|
| Orientation | Portrait | Form Lines | 60 |
| Font Source | Resident | Font Number | 0 |
| Point Size | 12.00 | Font Pitch | 10.00 |
| Symbol Set | PC-8 | Courier Font | Regular |
| Extend A4 Width | Off | Append CR to LF | Off |
| Resolution | 600 dpi (Standard) | | |

PDF Menu

| | | | |
|-------------------------|------|---------------------|----------------|
| Reverse Order Printing | Off | Resolution | 600 dpi (Fast) |
| Toner Saving | Off | Color Setting | Super Fine |
| Color Profile | Auto | Process Color Model | Color |
| Orientation Auto Detect | On | | |

Host Interface

| | | | |
|------------------------|----------------------------|----------------------|--------------|
| I/O Buffer | 128 KB | I/O Timeout | 15 seconds |
| DHCP | *Off | IPv4 Address | 10. 4. 1.201 |
| Sub-net Mask | 255.255.255. 0 | IPv4 Gateway Address | 10. 4. 1.254 |
| IPv6 Stateless Setting | Active | IPv4 | Active |
| IPv6 | Inactive | SMB | Active |
| Ethernet Speed | Auto Select: Disable 1Gbps | Fixed USB Port | *On |

Interface Information

| | | | |
|-----------------------|-------------------|-------------------------|----------------------------|
| MAC Address | 00.26.73.f1.c1.93 | Host Name | A6716 |
| Workgroups Name (SMB) | WORKGROUP | Network Path Name (SMB) | \\RNP0026737FC193\\MPC3003 |
| Invalid Interface | Not Detected | | |

System Reference

| | | | |
|--------------------------|--|---------------------|---|
| Machine ID | E153MB61617 | Total Memory | 1536 MB |
| Total Counter | 71773 | | |
| Firmware Version | Printer[1.07 / D1655701K], System[1.11 / D1475550N], Engine[1.40:08 / D1475504D], LCDC[1.04 / D1471490C], NIB[12.71 / D1475567J] | | |
| Device Connection | - | | |
| HDD: Font/Macro Download | Free Space 5104712 KB , Disk Capacity 5104716 KB | | |
| Printer Language | Adobe PDF [1.05], RPCS [3.13.25], PCL 5c [1.13], PCL XL [1.13] | | |
| Attached Equipment | Lower Paper Trays, Finisher SR3130 | | |
| Consumption Status | Black Toner Remaining: | [■ ■ ■ ■ ■ ■ ■ ■] | Cyan Toner Remaining: [■ ■ ■ ■ ■ ■ ■ ■] |
| | Magenta Toner Remaining: | [■ ■ ■ ■ ■ ■ ■ ■] | Yellow Toner Remaining: [■ ■ ■ ■ ■ ■ ■ ■] |

Paper Input

| | |
|---------------|------------------------------------|
| Tray Priority | Tray 1 |
| Bypass Tray | 11 x 8 1/2 Plain Paper Tray Locked |
| Tray 1 | 11 x 8 1/2 Plain Paper |
| Tray 2 | 8 1/2 x 14 Plain Paper |
| Tray 3 | 8 1/2 x 14 Plain Paper |
| Tray 4 | 8 1/2 x 14 Plain Paper |

Data Management

| | | | |
|----------------------------|----------------|-----------------|---|
| Auto Del. Temp. Print Jobs | Off | Hours to Delete | 8 |
| Auto Del Stored Print Jobs | On | Days to Delete | 3 |
| Color Graphic Mode | Photo Priority | | |

System

* indicates a non-default setting.

| | | | |
|----------------------------|--------------------|----------------------------|--------------------|
| Print Error Report | Off | Auto Continue | Off |
| Store and Skip Errored Job | Off | No. of pages to judge jobs | 3 |
| Memory Overflow | Do not Print | AutoCncl Conf for PDLErrJb | Do not Display |
| AutoCncl Prt Job(s) on Err | Off | Job Separation | Off |
| Rotate Srt: AutoPapr Contn | Off | Rotate by 180 Degrees | Off |
| Print Compressed Data | Off | Duplex | Off |
| Copies | 1 | Blank Page Print | On |
| Reserved Job Waiting Time | Short Wait | Printer Language | Auto |
| Sub Paper Size | Auto | Page Size | 8 1/2 x 11 |
| Letterhead Setting | Auto Detect | Paper Conf. for Byps. Tray | Do not Display |
| Bypass Tray | Any Type | Tray 1 | Machine Setting(s) |
| Tray 2 | Machine Setting(s) | Tray 3 | Machine Setting(s) |
| Tray 4 | Machine Setting(s) | Edge to Edge Print | Off |
| Default Printer Language | PCL | Tray Switching | Off |
| Extend Auto Tray Switching | Off | Jobs Not Prntd As Mach Off | Do not Print |
| Restrict Direct Print Jobs | Off | Switch Initial Screen | Job List |

CL Menu

| | | | |
|-----------------|--------------------|-----------------|---------|
| Orientation | Portrait | Form Lines | 60 |
| Font Source | Resident | Font Number | 0 |
| Font Size | 12.00 | Font Pitch | 10.00 |
| Symbol Set | PC-8 | Courier Font | Regular |
| Extend A4 Width | Off | Append CR to LF | Off |
| Resolution | 600 dpi (Standard) | | |

CF Menu

| | | | |
|-------------------------|------|---------------------|----------------|
| Reverse Order Printing | Off | Resolution | 600 dpi (Fast) |
| Power Saving | Off | Color Setting | Super Fine |
| Color Profile | Auto | Process Color Model | Color |
| Orientation Auto Detect | On | | |

Net Interface

| | | | |
|------------------------|----------------------------|----------------------|--------------|
| IO Buffer | 128 KB | I/O Timeout | 15 seconds |
| DHCP | *Off | IPv4 Address | 10. 3. 1. 31 |
| Sub-net Mask | 255.255.255. 0 | IPv4 Gateway Address | 10. 3. 1.254 |
| IPv6 Stateless Setting | Active | IPv4 | Active |
| IPv6 | Inactive | SMB | Active |
| Ethernet Speed | Auto Select: Disable 1Gbps | Fixed USB Port | Off |

Interface Information

| | | | |
|-----------------------|-------------------|-------------------------|---------------------------|
| MAC Address | 00.26.73.7b.1b.a9 | Host Name | RNP0026737B1BA9 |
| Workgroups Name (SMB) | WORKGROUP | Network Path Name (SMB) | \\RNP0026737B1BA9\MPC3003 |
| Valid Interface | Not Detected | | |

Res of Deck
Fax

Dec. 04,2018 03:43:14PM

System Reference

| | | | | |
|--------------------------|--|--|-------------------------|--|
| Machine ID | E153MB61616 | Total Memory | 1536 MB | |
| Total Counter | 102137 | | | |
| Firmware Version | Printer[1.17 / D1655701W], System[1.30 / D1475575J], Engine[1.40:08 / D1475504D], LCDC[1.13 / D1471490M], NIB[12.82.1 / D1475567W] | | | |
| Device Connection | - | | | |
| HDD: Font/Macro Download | Free Space 5104712 KB , Disk Capacity 5104716 KB | | | |
| Printer Language | Adobe PDF [1.06], RPCS [3.13.29], PCL 5c [1.22], PCL XL [1.22] | | | |
| Attached Equipment | Lower Paper Trays | | | |
| Consumption Status | Black Toner Remaining: | <div><div></div><div></div><div></div><div></div><div></div></div> | Cyan Toner Remaining: | <div><div></div><div></div><div></div><div></div><div></div></div> |
| | Magenta Toner Remaining: | <div><div></div><div></div><div></div><div></div><div></div></div> | Yellow Toner Remaining: | <div><div></div><div></div><div></div><div></div><div></div></div> |

Paper Input

| | |
|---------------|------------------------------------|
| Tray Priority | Tray 1 |
| Bypass Tray | 11 x 8 1/2 Plain Paper Tray Locked |
| Tray 1 | 11 x 8 1/2 Plain Paper |
| Tray 2 | 11 x 8 1/2 Plain Paper |
| Tray 3 | 11 x 8 1/2 Plain Paper |
| Tray 4 | 8 1/4 x 14 Plain Paper |

Data Management

| | | | |
|----------------------------|----------------|-----------------|---|
| Auto Del. Temp. Print Jobs | Off | Hours to Delete | 8 |
| Auto Del Stored Print Jobs | On | Days to Delete | 3 |
| 4 Color Graphic Mode | Photo Priority | | |

System

* indicates a non-default setting.

| | | | |
|----------------------------|--------------------|----------------------------|--------------------|
| Print Error Report | Off | Auto Continue | Off |
| Store and Skip Errored Job | Off | No. of pages to judge jobs | 3 |
| Memory Overflow | Do not Print | AutoCncl Conf for PDLErrJb | Do not Display |
| AutoCncl Prt Job(s) on Err | Off | Rotate Srt: AutoPapr Contn | Off |
| Rotate by 180 Degrees | Off | Print Compressed Data | Off |
| Duplex | Off | Copies | 1 |
| Blank Page Print | On | Reserved Job Waiting Time | Short Wait |
| Printer Language | Auto | Sub Paper Size | Auto |
| Page Size | 8 1/2 x 11 | Letterhead Setting | Auto Detect |
| Paper Conf. for Byps. Tray | Do not Display | Bypass Tray | Any Type |
| Tray 1 | Machine Setting(s) | Tray 2 | Machine Setting(s) |
| Tray 3 | Machine Setting(s) | Tray 4 | Machine Setting(s) |
| Edge to Edge Print | Off | Default Printer Language | PCL |
| Tray Switching | Off | Extend Auto Tray Switching | Off |
| Jobs Not Prntd As Mach Off | Do not Print | Restrict Direct Print Jobs | Off |
| Switch Initial Screen | Job List | | |

CL Menu

| | | | |
|-----------------|--------------------|-----------------|---------|
| Orientation | Portrait | Form Lines | 60 |
| Font Source | Resident | Font Number | 0 |
| Point Size | 12.00 | Font Pitch | 10.00 |
| Symbol Set | PC-8 | Courier Font | Regular |
| Extend A4 Width | Off | Append CR to LF | Off |
| Resolution | 600 dpi (Standard) | | |

DF Menu

| | | | |
|-------------------------|------|---------------------|----------------|
| Reverse Order Printing | Off | Resolution | 600 dpi (Fast) |
| Toner Saving | Off | Color Setting | Super Fine |
| Color Profile | Auto | Process Color Model | Color |
| Orientation Auto Detect | On | | |

Host Interface

| | | | |
|-----------------------|----------------------------|----------------------|-----------------|
| I/O Buffer | 128 KB | I/O Timeout | 15 seconds |
| DHCP | *Off | IPv4 Address | 192.168.100. 21 |
| Sub-net Mask | 255.255.255. 0 | IPv4 Gateway Address | 192.168.100.254 |
| Pv6 Stateless Setting | Active | IPv4 | Active |
| Pv6 | Inactive | SMB | Active |
| Ethernet Speed | Auto Select: Disable 1Gbps | Fixed USB Port | Off |

Interface Information

| | | | |
|-----------------------|-------------------|-------------------------|----------------------------|
| MAC Address | 00.26.73.7b.1b.c3 | Host Name | A6728 |
| Workgroups Name (SMB) | WORKGROUP | Network Path Name (SMB) | \\RNP0026737B1BC3\\MPC3003 |
| Invalid Interface | Not Detected | | |

Dec. 04,2018 03:57:56PM

System Reference

| | | | | |
|--------------------------|--|--|-------------------------|--|
| Machine ID | E154M160076 | Total Memory | 1536 MB | |
| Total Counter | 120096 | | | |
| Firmware Version | Printer[1.05 / D1655701H], System[1.09 / D1475550L], Engine[1.40:08 / D1475504D], LCDC[1.06 / D1501438E], NIB[12.70.5 / D1475567H] | | | |
| Device Connection | - | | | |
| HDD: Font/Macro Download | Free Space 5104712 KB , Disk Capacity 5104716 KB | | | |
| Printer Language | Adobe PDF [1.04], RPCS [3.13.25], PCL 5c [1.12], PCL XL [1.12] | | | |
| Attached Equipment | - | | | |
| Consumption Status | Black Toner Remaining: | <div><div></div><div></div><div></div><div></div><div></div></div> | Cyan Toner Remaining: | <div><div></div><div></div><div></div><div></div><div></div></div> |
| | Magenta Toner Remaining: | <div><div></div><div></div><div></div><div></div><div></div></div> | Yellow Toner Remaining: | <div><div></div><div></div><div></div><div></div><div></div></div> |

Paper Input

| | |
|---------------|------------------------------------|
| Tray Priority | Tray 1 |
| Bypass Tray | 11 x 8 1/2 Plain Paper Tray Locked |
| Tray 1 | 11 x 8 1/2 Plain Paper |
| Tray 2 | 8 1/2 x 11 Plain Paper |

Data Management

| | | | |
|----------------------------|----------------|-----------------|---|
| Auto Del. Temp. Print Jobs | Off | Hours to Delete | 8 |
| Auto Del Stored Print Jobs | On | Days to Delete | 3 |
| 4 Color Graphic Mode | Photo Priority | | |

System

* indicates a non-default setting.

| | | | |
|----------------------------|--------------------|----------------------------|--------------------|
| Print Error Report | Off | Auto Continue | Off |
| Store and Skip Errored Job | Off | No. of pages to judge jobs | 3 |
| Memory Overflow | Do not Print | AutoCncl Conf for PDLErrJb | Do not Display |
| AutoCncl Prt Job(s) on Err | Off | Rotate Srt: AutoPapr Contn | Off |
| Rotate by 180 Degrees | Off | Print Compressed Data | Off |
| Duplex | Off | Copies | 1 |
| Blank Page Print | On | Reserved Job Waiting Time | Short Wait |
| Printer Language | Auto | Sub Paper Size | Auto |
| Page Size | 8 1/2 x 11 | Letterhead Setting | Auto Detect |
| Paper Conf. for Byps. Tray | Do not Display | Bypass Tray | *Driver/Command |
| Tray 1 | Machine Setting(s) | Tray 2 | Machine Setting(s) |
| Edge to Edge Print | Off | Default Printer Language | PCL |
| Tray Switching | Off | Extend Auto Tray Switching | Off |
| Jobs Not Prntd As Mach Off | Do not Print | Restrict Direct Print Jobs | Off |
| Switch Initial Screen | Job List | | |

CL Menu

| | | | |
|-----------------|--------------------|-----------------|---------|
| Orientation | Portrait | Form Lines | 60 |
| Font Source | Resident | Font Number | 0 |
| Point Size | 12.00 | Font Pitch | 10.00 |
| Symbol Set | PC-8 | Courier Font | Regular |
| Extend A4 Width | Off | Append CR to LF | Off |
| Resolution | 600 dpi (Standard) | | |

DF Menu

| | | | |
|-------------------------|------|---------------------|----------------|
| Reverse Order Printing | Off | Resolution | 600 dpi (Fast) |
| Toner Saving | Off | Color Setting | Super Fine |
| Color Profile | Auto | Process Color Model | Color |
| Orientation Auto Detect | On | | |

Host Interface

| | | | |
|------------------------|----------------------------|----------------------|-----------------|
| I/O Buffer | 128 KB | I/O Timeout | 15 seconds |
| DHCP | *Off | IPv4 Address | 192.168.150.250 |
| Sub-net Mask | 255.255.255. 0 | IPv4 Gateway Address | 192.168.150.254 |
| IPv6 Stateless Setting | Active | IPv4 | Active |
| IPv6 | Inactive | SMB | Active |
| Ethernet Speed | Auto Select: Disable 1Gbps | Fixed USB Port | Off |

Interface Information

| | | | |
|-----------------------|-------------------|-------------------------|---------------------------|
| MAC Address | 00.26.73.7b.e9.0c | Host Name | a6902 |
| Workgroups Name (SMB) | WORKGROUP | Network Path Name (SMB) | \\RNP0026737BE90CIMPC3003 |
| Invalid Interface | Not Detected | | |

System Reference

| | | | |
|--------------------|--|--------------|---------|
| Machine ID | E763LB00303 | Total Memory | 1536 MB |
| Total Counter | 1154260 | | |
| Firmware Version | Printer[1.13 / D7575701G], System[1.09 / D1825530H], Engine[1.04:02 / D1825500B], LCDC[1.08 / D1821490G], NIB[12.75 / D1825544G] | | |
| Device Connection | - | | |
| Free Space | Free Space 5104708 KB , Disk Capacity 5104716 KB | | |
| Printer Language | Adobe PDF [1.02] RPCS [3.13.29] PCL 5e [1.10] PCL XL [1.10] | | |
| Attached Equipment | Finisher SR3352 | | |

Paper Input

| | |
|---------------|--|
| Tray Priority | Tray 1 |
| Bypass Tray | 11 x 17 Plain Paper Tray Locked Duplex Unavailable |
| Tray 1 | 11 x 8 1/2 Plain Paper |
| Tray 2 | 8 1/2 x 11 Plain Paper |

Auto Management

| | | | |
|----------------------------|-----|-----------------|-----|
| Auto Del. Temp. Print Jobs | *On | Hours to Delete | *48 |
| Auto Del Stored Print Jobs | On | Days to Delete | *14 |

* indicates a non-default setting.

System

| | | | |
|-----------------------------|--------------------|----------------------------|--------------------|
| Print Error Report | Off | Auto Continue | Off |
| Store and Skip Errored Job | Off | No. of pages to judge jobs | 3 |
| Memory Overflow | Do not Print | AutoCncl Conf for PDLErrJb | Do not Display |
| AutoCncl Prt Job(s) on Err | Off | Job Separation | Off |
| Rotate Srt: AutoPapr Contin | Off | Rotate by 180 Degrees | Off |
| Print Compressed Data | Off | Memory Usage | Frame Priority |
| Duplex | Off | Copies | 1 |
| Blank Page Print | On | Edge Smoothing | On |
| Toner Saving | Off | Reserved Job Waiting Time | Short Wait |
| Printer Language | Auto | Sub Paper Size | Auto |
| Page Size | 8 1/2 x 11 | Letterhead Setting | Auto Detect |
| Paper Conf. for Byps. Tray | Do not Display | Bypass Tray | *Driver/Command |
| Tray 1 | Machine Setting(s) | Tray 2 | Machine Setting(s) |
| Edge to Edge Print | Off | Default Printer Language | PCL |
| Tray Switching | Off | Extend Auto Tray Switching | Off |
| Jobs Not Prntd As Mach Off | Do not Print | Restrict Direct Print Jobs | Off |
| Switch Initial Screen | Job List | | |

CL Menu

| | | | |
|-----------------|----------|-----------------|---------|
| Orientation | Portrait | Form Lines | 60 |
| Font Source | Resident | Font Number | 0 |
| Point Size | 12.00 | Font Pitch | 10.00 |
| Symbol Set | PC-8 | Courier Font | Regular |
| Extend A4 Width | Off | Append CR to LF | Off |
| Resolution | 600 dpi | | |

DF Menu

| | | | |
|-------------------------|-----|------------|---------|
| Reverse Order Printing | Off | Resolution | 600 dpi |
| Orientation Auto Detect | On | | |

Host Interface




| | | | |
|-----------------------|----------------------------|----------------------|--------------|
| I/O Buffer | 128 KB | I/O Timeout | 15 seconds |
| DHCP | *Off | IPv4 Address | 10. 2. 1. 4 |
| Sub-net Mask | 255.255.255. 0 | IPv4 Gateway Address | 10. 2. 1.254 |
| Pv6 Stateless Setting | Active | IPv4 | Active |
| Pv6 | Inactive | SMB | Active |
| Ethernet Speed | Auto Select: Disable 1Gbps | Fixed USB Port | Off |

Interface Information

| | | | |
|-----------------------|-------------------|-------------------------|---------------------------|
| MAC Address | 00.26.73.6e.85.9c | Host Name | A6896 |
| Workgroups Name (SMB) | WORKGROUP | Network Path Name (SMB) | \\RNP0026736E859C\\MP3353 |
| Invalid Interface | Not Detected | | |

Dec. 04,2018 11:02:54AM

System Reference

| | | | |
|--------------------------|--|---|---|
| Machine ID | W512L200485 | Total Memory | 2048 MB |
| Total Counter | 1472925 | | |
| Firmware Version | Printer[1.14 / D1445572N], System[2.19 / D1445610C], Engine[1.11:04 / D1445114N], LCDC[1.07 / D1441491F], NIB[1.105.1 / D1445563S] | | |
| Device Connection | - | | |
| HDD: Font/Macro Download | Free Space 2043876 KB , Disk Capacity 2043884 KB | | |
| Printer Language | Adobe PostScript 3 [1.07], Adobe PDF [1.07], RPCS [3.12.25], PCL 5c [1.18], PCL XL [1.18] | | |
| Attached Equipment | Lower Paper Trays, Finisher SR3120 | | |
| Consumption Status | Black Toner Remaining: |  | Cyan Toner Remaining: |
| | Magenta Toner Remaining: |  | Yellow Toner Remaining: |
| | | |  |

Paper Input

| | |
|---------------|------------------------------------|
| Tray Priority | Tray 1 |
| Bypass Tray | 11 x 8 1/2 Plain Paper Tray Locked |
| Tray 1 | 11 x 8 1/2 Plain Paper |
| Tray 2 | 11 x 8 1/2 Plain Paper |
| Tray 3 | 11 x 17 Plain Paper |
| Tray 4 | 8 1/2 x 14 Plain Paper |

Maintenance

| | | | |
|----------------------------|----------------|-----------------|---|
| Auto Del. Temp. Print Jobs | Off | Hours to Delete | 8 |
| Auto Del Stored Print Jobs | On | Days to Delete | 3 |
| 4 Color Graphic Mode | Photo Priority | | |

System

* indicates a non-default setting.

| | | | |
|----------------------------|--------------------|----------------------------|--------------------|
| Print Error Report | Off | Auto Continue | Off |
| Store and Skip Errored Job | Off | No. of pages to judge jobs | 3 |
| Memory Overflow | Do not Print | Job Separation | Off |
| Rotate by 180 Degrees | Off | Print Compressed Data | Off |
| Duplex | Off | Copies | 1 |
| Blank Page Print | On | Reserved Job Waiting Time | Short Wait |
| Printer Language | Auto | Sub Paper Size | Auto |
| Page Size | 8 1/2 x 11 | Letterhead Setting | Auto Detect |
| Paper Conf. for Byps. Tray | Do not Display | Bypass Tray | Driver/Command |
| Tray 1 | Machine Setting(s) | Tray 2 | Machine Setting(s) |
| Tray 3 | Machine Setting(s) | Tray 4 | Machine Setting(s) |
| Edge to Edge Print | Off | Default Printer Language | PCL |
| Tray Switching | Off | Extend Auto Tray Switching | Off |
| Jobs Not Prntd As Mach Off | Do not Print | Restrict Direct Print Jobs | Off |
| Switch Initial Screen | Job List | | |

CL Menu

| | | | |
|-----------------|----------------|-----------------|---------|
| Orientation | Portrait | Form Lines | 60 |
| Font Source | Resident | Font Number | 0 |
| Point Size | 12.00 | Font Pitch | 10.00 |
| Symbol Set | PC-8 | Courier Font | Regular |
| Extend A4 Width | Off | Append CR to LF | Off |
| Resolution | 600 dpi (Fast) | | |

S Menu

| | | | |
|------------------------------|-------------------------|-----------------------------|------|
| Job Timeout | Use Driver/Command | Job Timeout Time (Seconds) | 0 |
| Wait Timeout | Use Driver/Command | Wait Timeout Time (Seconds) | 300 |
| Switching btwn 1&2 Side Prnt | Active | Data Format | TBCP |
| Resolution | 600 dpi (Fast) | Toner Saving | Off |
| Color Setting | Super Fine | Color Profile | Auto |
| Process Color Model | Color | Orientation Auto Detect | On |
| Gray Reproduction | Black/Gray by K (Black) | | |

DF Menu

| | | | |
|-------------------------|------|---------------------|----------------|
| Reverse Order Printing | Off | Resolution | 600 dpi (Fast) |
| Toner Saving | Off | Color Setting | Super Fine |
| Color Profile | Auto | Process Color Model | Color |
| Orientation Auto Detect | On | | |





Host Interface

| | | | |
|-----------------------|----------------------|----------------------|--------------|
| I/O Buffer | 128 KB | I/O Timeout | 15 seconds |
| DHCP | *Off | IPv4 Address | 10. 2. 1. 6 |
| Sub-net Mask | 255.255.255. 0 | IPv4 Gateway Address | 10. 2. 1.254 |
| Pv6 Stateless Setting | Active | IPv4 | Active |
| Pv6 | Inactive | SMB | Active |
| Ethernet Speed | *100Mbps Full Duplex | Fixed USB Port | Off |

erface Information

| | | | |
|----------------------|-------------------|-------------------------|----------------------------|
| AC Address | 00.26.73.3f.cf.6b | Host Name | A6170 |
| orkgroups Name (SMB) | WORKGROUP | Network Path Name (SMB) | \\RNP0026733FCF6B\MP_C450Z |
| valid Interface | Not Detected | | |

System Reference

| | | | | |
|--------------------|--|--|-------------------------|--|
| Machine ID | E153MB61605 | Total Memory | 1536 MB | |
| Total Counter | 337971 | | | |
| Firmware Version | Printer[1.05 / D1655701H], System[1.09 / D1475550L], Engine[1.40:08 / D1475504D], LCDC[1.04 / D1471490C], NIB[12.70.5 / D1475567H] | | | |
| Device Connection | - | | | |
| Free Space | Free Space 5104712 KB , Disk Capacity 5104716 KB | | | |
| Printer Language | Adobe PDF [1.04], RPCS [3.13.25], PCL 5c [1.12], PCL XL [1.12] | | | |
| Attached Equipment | Finisher SR3130 | | | |
| Consumption Status | Black Toner Remaining: | [], | Cyan Toner Remaining: | [], |
| | Magenta Toner Remaining: | [], | Yellow Toner Remaining: | [], |

Tray Input

| | |
|---------------|--------------------------|
| Tray Priority | Tray 1 |
| Bypass Tray | 11 x 8 1/2 Thick Paper 2 |
| Tray 1 | 11 x 8 1/2 Plain Paper |
| Tray 2 | 8 1/2 x 14 Plain Paper |

Job Management

| | | | |
|----------------------------|----------------|-----------------|-----|
| Auto Del. Temp. Print Jobs | *On | Hours to Delete | *24 |
| Auto Del Stored Print Jobs | On | Days to Delete | 3 |
| Color Graphic Mode | Photo Priority | | |

System

| | | | |
|----------------------------|--------------------|----------------------------|--------------------|
| Print Error Report | Off | Auto Continue | Off |
| Store and Skip Errored Job | Off | No. of pages to judge jobs | 3 |
| Memory Overflow | Do not Print | AutoCncl Conf for PDLErrJb | Do not Display |
| AutoCncl Prt Job(s) on Err | Off | Job Separation | Off |
| Rotate Srt: AutoPapr Contn | Off | Rotate by 180 Degrees | Off |
| Print Compressed Data | Off | Duplex | Off |
| Copies | 1 | Blank Page Print | On |
| Reserved Job Waiting Time | Short Wait | Printer Language | Auto |
| Sub Paper Size | Auto | Page Size | 8 1/2 x 11 |
| Letterhead Setting | Auto Detect | Paper Conf. for Byps. Tray | Do not Display |
| Bypass Tray | *Driver/Command | Tray 1 | Machine Setting(s) |
| Tray 2 | Machine Setting(s) | Edge to Edge Print | Off |
| Default Printer Language | PCL | Tray Switching | Off |
| Extend Auto Tray Switching | Off | Jobs Not Prntd As Mach Off | Do not Print |
| Restrict Direct Print Jobs | Off | Switch Initial Screen | Job List |

* indicates a non-default setting.

CL Menu

| | | | |
|-----------------|--------------------|-----------------|---------|
| Orientation | Portrait | Form Lines | 60 |
| Font Source | Resident | Font Number | 0 |
| Point Size | 12.00 | Font Pitch | 10.00 |
| Symbol Set | PC-8 | Courier Font | Regular |
| Extend A4 Width | Off | Append CR to LF | Off |
| Resolution | 600 dpi (Standard) | | |

DF Menu

| | | | |
|-------------------------|------|---------------------|----------------|
| Reverse Order Printing | Off | Resolution | 600 dpi (Fast) |
| Toner Saving | Off | Color Setting | Super Fine |
| Color Profile | Auto | Process Color Model | Color |
| Orientation Auto Detect | On | | |

Host Interface

| | | | |
|-----------------------|----------------------------|----------------------|--------------|
| I/O Buffer | 128 KB | I/O Timeout | 15 seconds |
| DHCP | *Off | IPv4 Address | 10. 1. 1.101 |
| Sub-net Mask | 255.255.255. 0 | IPv4 Gateway Address | 10. 1. 1.253 |
| Pv6 Stateless Setting | Active | IPv4 | Active |
| Pv6 | Inactive | SMB | Active |
| Ethernet Speed | Auto Select: Disable 1Gbps | Fixed USB Port | Off |

Interface Information

| | | | |
|-----------------------|-------------------|-------------------------|--------------------------|
| MAC Address | 00.26.73.7b.0f.4b | Host Name | a6888 |
| Workgroups Name (SMB) | WORKGROUP | Network Path Name (SMB) | \\RNP0026737B0F4B\MP3003 |
| Invalid Interface | Not Detected | | |

System Reference

| | | | | |
|--------------------------|--|--|-------------------------|--|
| Machine ID | E153MB61531 | Total Memory | 1536 MB | |
| Total Counter | 221789 | | | |
| Firmware Version | Printer[1.11 / D1655701P], System[1.20 / D1475550Y], Engine[1.40:08 / D1475504D], LCDC[1.08 / D1471490G], NIB[12.77 / D1475567Q] | | | |
| Device Connection | - | | | |
| HDD: Font/Macro Download | Free Space 5104708 KB , Disk Capacity 5104716 KB | | | |
| Printer Language | Adobe PDF [1.06], RPCS [3.13.27], PCL 5c [1.18], PCL XL [1.18] | | | |
| Attached Equipment | Lower Paper Trays, Finisher SR3140 | | | |
| Consumption Status | Black Toner Remaining: | <div><div></div><div></div><div></div><div></div><div></div></div> | Cyan Toner Remaining: | <div><div></div><div></div><div></div><div></div><div></div></div> |
| | Magenta Toner Remaining: | <div><div></div><div></div><div></div><div></div><div></div></div> | Yellow Toner Remaining: | <div><div></div><div></div><div></div><div></div><div></div></div> |

Paper Input

| | |
|---------------|--|
| Tray Priority | Bypass Tray |
| Bypass Tray | 8 1/2 x 11 Recycled Paper Duplex Unavailable |
| Tray 1 | 11 x 8 1/2 Recycled Paper |
| Tray 2 | 8 1/2 x 14 Recycled Paper |
| Tray 3 | 11 x 8 1/2 Letterhead Tray Locked |
| Tray 4 | 11 x 17 Recycled Paper |

Data Management

| | | | |
|----------------------------|----------------|-----------------|---|
| Auto Del. Temp. Print Jobs | Off | Hours to Delete | 8 |
| Auto Del Stored Print Jobs | On | Days to Delete | 3 |
| 4 Color Graphic Mode | Photo Priority | | |

System

* indicates a non-default setting.

| | | | |
|-----------------------------|--------------------|----------------------------|--------------------|
| Print Error Report | Off | Auto Continue | Off |
| Store and Skip Errored Job | Off | No. of pages to judge jobs | 3 |
| Memory Overflow | Do not Print | AutoCncl Conf for PDLErrJb | Do not Display |
| AutoCncl Prt Job(s) on Err | Off | Job Separation | Off |
| Rotate Srt: AutoPapr Contin | Off | Rotate by 180 Degrees | Off |
| Print Compressed Data | Off | Duplex | Off |
| Copies | 1 | Blank Page Print | On |
| Reserved Job Waiting Time | Short Wait | Printer Language | Auto |
| Sub Paper Size | Auto | Page Size | 8 1/2 x 11 |
| Letterhead Setting | Auto Detect | Paper Conf. for Byps. Tray | Do not Display |
| Bypass Tray | *Driver/Command | Tray 1 | Machine Setting(s) |
| Tray 2 | Machine Setting(s) | Tray 3 | Machine Setting(s) |
| Tray 4 | Machine Setting(s) | Edge to Edge Print | Off |
| Default Printer Language | PCL | Tray Switching | Off |
| Extend Auto Tray Switching | Off | Jobs Not Prntd As Mach Off | Do not Print |
| Restrict Direct Print Jobs | Off | Switch Initial Screen | Job List |

PCL Menu

| | | | |
|-----------------|--------------------|-----------------|---------|
| Orientation | Portrait | Form Lines | 60 |
| Font Source | Resident | Font Number | 0 |
| Point Size | 12.00 | Font Pitch | 10.00 |
| Symbol Set | PC-8 | Courier Font | Regular |
| Extend A4 Width | Off | Append CR to LF | Off |
| Resolution | 600 dpi (Standard) | | |

PDF Menu

| | | | |
|-------------------------|------|---------------------|----------------|
| Reverse Order Printing | Off | Resolution | 600 dpi (Fast) |
| Toner Saving | Off | Color Setting | Super Fine |
| Color Profile | Auto | Process Color Model | Color |
| Orientation Auto Detect | On | | |

Host Interface

| | | | |
|------------------------|----------------------------|----------------------|--------------|
| I/O Buffer | 128 KB | I/O Timeout | 15 seconds |
| DHCP | *Off | IPv4 Address | 10. 1. 1.109 |
| Sub-net Mask | 255.255.255. 0 | IPv4 Gateway Address | 10. 1. 1.253 |
| IPv6 Stateless Setting | Active | IPv4 | Active |
| IPv6 | Inactive | SMB | Active |
| Ethernet Speed | Auto Select: Disable 1Gbps | Fixed USB Port | Off |

Interface Information

| | | | |
|-----------------------|-------------------|-------------------------|----------------------------|
| MAC Address | 00.26.73.7b.0f.d8 | Host Name | a6883 |
| Workgroups Name (SMB) | WORKGROUP | Network Path Name (SMB) | \\RNP0026737B0FD8\\MPC3003 |
| Invalid Interface | Not Detected | | |

System Reference

| | | | |
|----------------------------|---|--------------|-----------------------------------|
| Unit Number | V2495900900 | Total Memory | 768 MB |
| Total Counter | 140520 | | |
| Firmware Version | Printer[1.13 / D0415530C], System[1.14 / D0395521F], Engine[1.50:03 / D0395501F], LCDC[1.09 / D0391491C], NIB[8.25 / D0395522D] | | |
| Device Connection | - | | |
| HDD: Font / Macro Download | Free Space 510444 KB , Disk Capacity 510446 KB | | |
| Printer Language | RPCS [3.7.9.2.1], PCL 5c [1.02], PCL XL [1.02] | | |
| Attached Equipment | Lower Paper Tray | | |
| Consumption Status | Black Toner Remaining: | [■■■■■], | Cyan Toner Remaining: [■■■■■], |
| | Magenta Toner Remaining: | [■■■■■], | Yellow Toner Remaining: [■■■■■] |

Paper Input

| | |
|---------------|--|
| Tray Priority | Tray 1 |
| Bypass Tray | 11 x 17 Plain Paper Tray Locked Duplex Unavailable |
| Tray 1 | 11 x 8 1/2 Plain Paper |
| Tray 2 | 8 1/2 x 14 Plain Paper |
| Tray 3 | 11 x 17 Plain Paper |

Maintenance

| | |
|--------------------|----------------|
| Color Graphic Mode | Photo Priority |
|--------------------|----------------|

System

| | | | |
|------------------------------|------------------|----------------------------|------|
| Print Error Report | Off | Auto Continue | Off |
| Memory Overflow | Do not Print | Rotate by 180 Degrees | Off |
| Auto Del. Temp. Print Jobs | Off | Hours to Delete | 8 |
| Auto Del Stored Print Jobs | On | Days to Delete | 3 |
| Initial Print Job List | Complete List | Duplex | Off |
| Copies | 1 | Blank Page Print | On |
| Reserved Job Waiting Time | Short Wait | Sub Paper Size | Auto |
| Page Size | 8 1/2 x 11 | Letterhead Setting | Off |
| Bypass Tray Setting Priority | Driver / Command | Edge to Edge Print | Off |
| Tray Switching | Off | Extend Auto Tray Switching | Off |

* indicates a non-default setting.

CL Menu

| | | | |
|-----------------|----------------|-----------------|---------|
| Orientation | Portrait | Form Lines | 60 |
| Font Source | Resident | Font Number | 0 |
| Point Size | 12.00 | Font Pitch | 10.00 |
| Symbol Set | PC-8 | Courier Font | Regular |
| Extend A4 Width | Off | Append CR to LF | Off |
| Resolution | 600 dpi (Fast) | | |

Host Interface





| | | | |
|----------------------------|----------------|----------------------|----------------|
| I/O Buffer | 128 KB | I/O Timeout | 15 seconds |
| DHCP | *Off | IPv4 Address | 11, 22, 33, 44 |
| Sub-net Mask | 255.255.255. 0 | IPv4 Gateway Address | 11, 22, 33, 44 |
| Pv6 Stateless Setting | Active | NW Frame Type | Auto Select |
| Pv4 | Active | IPv6 | Inactive |
| NetWare | Inactive | SMB | Active |
| AppleTalk | Active | Ethernet Speed | Auto Select |
| IEEE802.1X Auth.(Ethernet) | Inactive | | |

Interface Information

| | | | |
|----------------------------|-------------------|----------------------------|-------------------|
| MAC Address | 00.00.74.fd.59.f4 | Host Name | savinc9025 |
| Operation Mode (NetWare) | Print Server | Print Server Name(NetWare) | RNPFD59F4 |
| File Server Name (NetWare) | Not Defined | NDS Context Name (NetWare) | Not Defined |
| Workgroups Name (SMB) | WORKGROUP | Network Path Name (SMB) | \\RNPFD59F4\C9025 |
| Invalid Interface | Not Detected | | |

Dec. 04,2018 01:17:55PM

System Reference

| | | | |
|--------------------------|--|--|--|
| Machine ID | E153MB61639 | Total Memory | 1536 MB |
| Total Counter | 398001 | | |
| Firmware Version | Printer[1.05 / D1655701H], System[1.09 / D1475550L], Engine[1.40:08 / D1475504D], LCDC[1.04 / D1471490C], NIB[12.70.5 / D1475567H] | | |
| Device Connection | - | | |
| HDD: Font/Macro Download | Free Space 5104712 KB , Disk Capacity 5104716 KB | | |
| Printer Language | Adobe PDF [1.04], RPCS [3.13.25], PCL 5c [1.12], PCL XL [1.12] | | |
| Attached Equipment | - | | |
| Consumption Status | Black Toner Remaining: | [], | Cyan Toner Remaining: |
| | Magenta Toner Remaining: | [], | Yellow Toner Remaining: |
| | | | [], |
| | | | [] |

Paper Input

| | |
|---------------|---|
| Tray Priority | Tray 1 |
| Bypass Tray | 11 x 8 1/2 Plain Paper Tray Locked Duplex Unavailable |
| Tray 1 | 11 x 8 1/2 Plain Paper |
| Tray 2 | 8 1/2 x 11 Plain Paper |

Data Management

| | | | |
|----------------------------|----------------|-----------------|---|
| Auto Del. Temp. Print Jobs | Off | Hours to Delete | 8 |
| Auto Del Stored Print Jobs | On | Days to Delete | 3 |
| 4 Color Graphic Mode | Photo Priority | | |

System

* indicates a non-default setting.

| | | | |
|----------------------------|--------------------|----------------------------|--------------------|
| Print Error Report | Off | Auto Continue | Off |
| Store and Skip Errored Job | Off | No. of pages to judge jobs | 3 |
| Memory Overflow | Do not Print | AutoCncl Conf for PDLErrJb | Do not Display |
| AutoCncl Prt Job(s) on Err | Off | Rotate Srt: AutoPapr Contn | Off |
| Rotate by 180 Degrees | Off | Print Compressed Data | Off |
| Duplex | Off | Copies | 1 |
| Blank Page Print | On | Reserved Job Waiting Time | Short Wait |
| Printer Language | Auto | Sub Paper Size | Auto |
| Page Size | 8 1/2 x 11 | Letterhead Setting | Auto Detect |
| Paper Conf. for Byps. Tray | Do not Display | Bypass Tray | Any Type |
| Tray 1 | Machine Setting(s) | Tray 2 | Machine Setting(s) |
| Edge to Edge Print | Off | Default Printer Language | PCL |
| Tray Switching | Off | Extend Auto Tray Switching | Off |
| Jobs Not Prntd As Mach Off | Do not Print | Restrict Direct Print Jobs | Off |
| Switch Initial Screen | Job List | | |

CL Menu

| | | | |
|-----------------|--------------------|-----------------|---------|
| Orientation | Portrait | Form Lines | 60 |
| Font Source | Resident | Font Number | 0 |
| Point Size | 12.00 | Font Pitch | 10.00 |
| Symbol Set | PC-8 | Courier Font | Regular |
| Extend A4 Width | Off | Append CR to LF | Off |
| Resolution | 600 dpi (Standard) | | |

DF Menu

| | | | |
|-------------------------|------|---------------------|----------------|
| Reverse Order Printing | Off | Resolution | 600 dpi (Fast) |
| Toner Saving | Off | Color Setting | Super Fine |
| Color Profile | Auto | Process Color Model | Color |
| Orientation Auto Detect | On | | |

Host Interface

| | | | |
|------------------------|----------------------------|----------------------|--------------|
| I/O Buffer | 128 KB | I/O Timeout | 15 seconds |
| DHCP | *Off | IPv4 Address | 10. 4. 1.203 |
| Sub-net Mask | 255.255.255. 0 | IPv4 Gateway Address | 10. 4. 1.254 |
| IPv6 Stateless Setting | Active | IPv4 | Active |
| IPv6 | Inactive | SMB | Active |
| Ethernet Speed | Auto Select: Disable 1Gbps | Fixed USB Port | Off |

Interface Information

| | | | |
|-----------------------|-------------------|-------------------------|----------------------------|
| MAC Address | 00.26.73.7b.11.a3 | Host Name | A6715 |
| Workgroups Name (SMB) | WORKGROUP | Network Path Name (SMB) | \\RNP0026737B11A3\\MPC3003 |
| Invalid Interface | Not Detected | | |

Dec. 04,2018 02:46:28PM

System Reference

| | | | |
|--------------------------|--|--------------|-----------------------------------|
| Machine ID | E153MB61636 | Total Memory | 1536 MB |
| Total Counter | 184479 | | |
| Firmware Version | Printer[1.17 / D1655701W], System[1.30 / D1475575J], Engine[1.40:08 / D1475504D], LCDC[1.13 / D1471490M], NIB[12.82.1 / D1475567W] | | |
| Device Connection | - | | |
| HDD: Font/Macro Download | Free Space 5104712 KB , Disk Capacity 5104716 KB | | |
| Printer Language | Adobe PDF [1.06], RPCS [3.13.29], PCL 5c [1.22], PCL XL [1.22] | | |
| Attached Equipment | Finisher SR3130 | | |
| Consumption Status | Black Toner Remaining: | [■■■■■], | Cyan Toner Remaining: [■■■■■], |
| | Magenta Toner Remaining: | [■■■■■], | Yellow Toner Remaining: [■■■■■] |

Paper Input

| | |
|---------------|------------------------------------|
| Tray Priority | Tray 1 |
| Bypass Tray | 11 x 8 1/2 Plain Paper Tray Locked |
| Tray 1 | 11 x 8 1/2 Plain Paper |
| Tray 2 | 8 1/2 x 14 Plain Paper |

Data Management

| | | | |
|----------------------------|----------------|-----------------|---|
| Auto Del. Temp. Print Jobs | Off | Hours to Delete | 8 |
| Auto Del Stored Print Jobs | On | Days to Delete | 3 |
| 4 Color Graphic Mode | Photo Priority | | |

System

* indicates a non-default setting.

| | | | |
|----------------------------|--------------------|----------------------------|--------------------|
| Print Error Report | Off | Auto Continue | Off |
| Store and Skip Errored Job | Off | No. of pages to judge jobs | 3 |
| Memory Overflow | Do not Print | AutoCncl Conf for PDLErrJb | Do not Display |
| AutoCncl Prt Job(s) on Err | Off | Job Separation | Off |
| Rotate Srt: AutoPapr Contn | Off | Rotate by 180 Degrees | Off |
| Print Compressed Data | Off | Duplex | Off |
| Copies | 1 | Blank Page Print | On |
| Reserved Job Waiting Time | Short Wait | Printer Language | Auto |
| Sub Paper Size | Auto | Page Size | 8 1/2 x 11 |
| Letterhead Setting | Auto Detect | Paper Conf. for Byps. Tray | Do not Display |
| Bypass Tray | Any Type | Tray 1 | Machine Setting(s) |
| Tray 2 | Machine Setting(s) | Edge to Edge Print | Off |
| Default Printer Language | PCL | Tray Switching | Off |
| Extend Auto Tray Switching | Off | Jobs Not Prntd As Mach Off | Do not Print |
| Restrict Direct Print Jobs | Off | Switch Initial Screen | Job List |

PCL Menu

| | | | |
|-----------------|--------------------|-----------------|---------|
| Orientation | Portrait | Form Lines | 60 |
| Font Source | Resident | Font Number | 0 |
| Point Size | 12.00 | Font Pitch | 10.00 |
| Symbol Set | PC-8 | Courier Font | Regular |
| Extend A4 Width | Off | Append CR to LF | Off |
| Resolution | 600 dpi (Standard) | | |

DF Menu

| | | | |
|-------------------------|------|---------------------|----------------|
| Reverse Order Printing | Off | Resolution | 600 dpi (Fast) |
| Toner Saving | Off | Color Setting | Super Fine |
| Color Profile | Auto | Process Color Model | Color |
| Orientation Auto Detect | On | | |

Host Interface





| | | | |
|------------------------|----------------------------|----------------------|--------------|
| I/O Buffer | 128 KB | I/O Timeout | 15 seconds |
| DHCP | *Off | IPv4 Address | 10. 8. 1. 10 |
| Sub-net Mask | 255.255.255. 0 | IPv4 Gateway Address | 10. 8. 1.254 |
| IPv6 Stateless Setting | Active | IPv4 | Active |
| IPv6 | Inactive | SMB | Active |
| Ethernet Speed | Auto Select: Disable 1Gbps | Fixed USB Port | Off |

Interface Information

| | | | |
|-----------------------|-------------------|-------------------------|--------------------------|
| MAC Address | 00.26.73.7b.11.9f | Host Name | a6885 |
| Workgroups Name (SMB) | WORKGROUP | Network Path Name (SMB) | \\RNP0026737B119FMPC3003 |
| Invalid Interface | Not Detected | | |

Dec. 04,2018 02:05:47PM

System Reference

| | | | | |
|--------------------------|--|--|-------------------------|--|
| Machine ID | E153MB61637 | Total Memory | 1536 MB | |
| Total Counter | 144077 | | | |
| Firmware Version | Printer[1.17 / D1655701W], System[1.30 / D1475575J], Engine[1.40:08 / D1475504D], LCDC[1.13 / D1471490M], NIB[12.82.1 / D1475567W] | | | |
| Device Connection | - | | | |
| HDD: Font/Macro Download | Free Space 5104708 KB , Disk Capacity 5104716 KB | | | |
| Printer Language | Adobe PDF [1.06], RPCS [3.13.29], PCL 5c [1.22], PCL XL [1.22] | | | |
| Attached Equipment | Finisher SR3130 | | | |
| Consumption Status | Black Toner Remaining: | [], | Cyan Toner Remaining: | [], |
| | Magenta Toner Remaining: | [], | Yellow Toner Remaining: | [], |

Paper Input

| | |
|---------------|---|
| Tray Priority | Tray 1 |
| Bypass Tray | 11 x 8 1/2 Envelope Tray Locked Duplex Unavailable |
| Tray 1 | 11 x 8 1/2 Plain Paper |
| Tray 2 | 8 1/2 x 11 Plain Paper |

Auto Management

| | | | |
|----------------------------|----------------|-----------------|---|
| Auto Del. Temp. Print Jobs | Off | Hours to Delete | 8 |
| Auto Del Stored Print Jobs | On | Days to Delete | 3 |
| Color Graphic Mode | Photo Priority | | |

* indicates a non-default setting.

System

| | | | |
|----------------------------|-----------------|----------------------------|-----------------|
| Print Error Report | Off | Auto Continue | Off |
| Store and Skip Errored Job | Off | No. of pages to judge jobs | 3 |
| Memory Overflow | Do not Print | AutoCncl Conf for PDLErrJb | Do not Display |
| AutoCncl Prt Job(s) on Err | Off | Job Separation | Off |
| Rotate Srt: AutoPapr Contn | Off | Rotate by 180 Degrees | Off |
| Print Compressed Data | Off | Duplex | Off |
| Copies | 1 | Blank Page Print | On |
| Reserved Job Waiting Time | Short Wait | Printer Language | Auto |
| Sub Paper Size | Auto | Page Size | 8 1/2 x 11 |
| Letterhead Setting | Auto Detect | Paper Conf. for Byps. Tray | Do not Display |
| Bypass Tray | *Driver/Command | Tray 1 | *Driver/Command |
| Tray 2 | *Driver/Command | Edge to Edge Print | Off |
| Default Printer Language | PCL | Tray Switching | Off |
| Extend Auto Tray Switching | Off | Jobs Not Prntd As Mach Off | Do not Print |
| Restrict Direct Print Jobs | Off | Switch Initial Screen | Job List |

CL Menu

| | | | |
|-----------------|--------------------|-----------------|---------|
| Orientation | Portrait | Form Lines | 60 |
| Font Source | Resident | Font Number | 0 |
| Point Size | 12.00 | Font Pitch | 10.00 |
| Symbol Set | PC-8 | Courier Font | Regular |
| Extend A4 Width | Off | Append CR to LF | Off |
| Resolution | 600 dpi (Standard) | | |

DF Menu





| | | | |
|-------------------------|------|---------------------|----------------|
| Reverse Order Printing | Off | Resolution | 600 dpi (Fast) |
| Toner Saving | Off | Color Setting | Super Fine |
| Color Profile | Auto | Process Color Model | Color |
| Orientation Auto Detect | On | | |

Host Interface

| | | | |
|-----------------------|----------------------------|----------------------|--------------|
| I/O Buffer | 128 KB | I/O Timeout | 15 seconds |
| DHCP | *Off | IPv4 Address | 10. 3. 1. 38 |
| Sub-net Mask | 255.255.255. 0 | IPv4 Gateway Address | 10. 3. 1.254 |
| Pv6 Stateless Setting | Active | IPv4 | Active |
| Pv6 | Inactive | SMB | Active |
| Ethernet Speed | Auto Select: Disable 1Gbps | Fixed USB Port | Off |

Interface Information

| | | | |
|-----------------------|-------------------|-------------------------|----------------------------|
| MAC Address | 00.26.73.7b.11.2a | Host Name | a6727 |
| Workgroups Name (SMB) | WORKGROUP | Network Path Name (SMB) | \\RNP0026737B112A\\MPC3003 |
| Invalid Interface | Not Detected | | |

| System Reference | | | |
|--------------------|--|--|--|
| Machine ID | E155M360847 | Total Memory | 1536 MB |
| Total Counter | 50568 | | |
| Firmware Version | Printer[1.17 / D1655701W], System[1.30 / D1475575J], Engine[1.40:08 / D1475504D], LCDC[1.13 / D1471490M], NIB[12.82.1 / D1475567W] | | |
| Device Connection | - | | |
| Free Space | 5104712 KB , Disk Capacity 5104716 KB | | |
| Printer Language | Adobe PDF [1.06], RPCS [3.13.29], PCL 5c [1.22], PCL XL [1.22] | | |
| Attached Equipment | Internal Tray 2 | | |
| Consumption Status | Black Toner Remaining: | [], | Cyan Toner Remaining: [], |
| | Magenta Toner Remaining: | [], | Yellow Toner Remaining: [], |

| Paper Input | |
|---------------|---|
| Tray Priority | Tray 1 |
| Bypass Tray | 8 1/4 x 14 Label Paper Duplex Unavailable |
| Tray 1 | 11 x 8 1/2 Plain Paper |
| Tray 2 | 11 x 17 Plain Paper |

| Data Management | | | |
|----------------------------|----------------|-----------------|---|
| Auto Del. Temp. Print Jobs | Off | Hours to Delete | 8 |
| Auto Del Stored Print Jobs | On | Days to Delete | 3 |
| 4 Color Graphic Mode | Photo Priority | | |

| System | | | |
|------------------------------------|------------------|----------------------------|-----------------|
| * indicates a non-default setting. | | | |
| Print Error Report | Off | Auto Continue | Off |
| Store and Skip Errored Job | Off | No. of pages to judge jobs | 3 |
| Memory Overflow | Do not Print | AutoCncl Conf for PDLErrJb | Do not Display |
| AutoCncl Prt Job(s) on Err | Off | Rotate Srt: AutoPapr Confn | Off |
| Rotate by 180 Degrees | Off | Print Compressed Data | Off |
| Duplex | *Short Edge Bind | Copies | 1 |
| Blank Page Print | On | Reserved Job Waiting Time | Short Wait |
| Printer Language | Auto | Sub Paper Size | Auto |
| Page Size | 8 1/2 x 11 | Letterhead Setting | Auto Detect |
| Paper Conf. for Byps. Tray | Do not Display | Bypass Tray | *Driver/Command |
| Tray 1 | *Driver/Command | Tray 2 | *Driver/Command |
| Edge to Edge Print | Off | Default Printer Language | PCL |
| Tray Switching | Off | Extend Auto Tray Switching | Off |
| Jobs Not Prntd As Mach Off | Do not Print | Restrict Direct Print Jobs | Off |
| Switch Initial Screen | Job List | | |

| CL Menu | | | |
|-----------------|--------------------|-----------------|---------|
| Orientation | Portrait | Form Lines | 60 |
| Font Source | Resident | Font Number | 0 |
| Point Size | 12.00 | Font Pitch | 10.00 |
| Symbol Set | PC-8 | Courier Font | Regular |
| Extend A4 Width | Off | Append CR to LF | Off |
| Resolution | 600 dpi (Standard) | | |





| DF Menu | | | |
|-------------------------|------|---------------------|----------------|
| Reverse Order Printing | Off | Resolution | 600 dpi (Fast) |
| Toner Saving | Off | Color Setting | Super Fine |
| Color Profile | Auto | Process Color Model | Color |
| Orientation Auto Detect | On | | |

| Host Interface | | | |
|------------------------|----------------------------|----------------------|--------------|
| I/O Buffer | 128 KB | I/O Timeout | 15 seconds |
| DHCP | *Off | IPv4 Address | 10. 2. 1. 33 |
| Sub-net Mask | 255.255.255. 0 | IPv4 Gateway Address | 10. 2. 1.254 |
| IPv6 Stateless Setting | Active | IPv4 | Active |
| IPv6 | Inactive | SMB | Active |
| Ethernet Speed | Auto Select: Disable 1Gbps | Fixed USB Port | Off |

| Interface Information | | | |
|-----------------------|-------------------|-------------------------|---------------------------|
| MAC Address | 00.26.73.a1.0f.6f | Host Name | A8316 |
| Workgroups Name (SMB) | Not Defined | Network Path Name (SMB) | \\RNP002673A10F6FIMPC3003 |
| Invalid Interface | Not Detected | | |

Dec. 04,2018 03:11:03PM

System Reference

| | | | |
|--------------------------|--|--|--|
| Machine ID | E153MB61600 | Total Memory | 1536 MB |
| Total Counter | 315680 | | |
| Firmware Version | Printer[1.18 / D1655701X], System[1.31 / D1475575K], Engine[1.40:08 / D1475504D], LCDC[1.13 / D1471490M], NIB[12.83.1 / D1475567X] | | |
| Device Connection | - | | |
| HDD: Font/Macro Download | Free Space 5104712 KB , Disk Capacity 5104716 KB | | |
| Printer Language | Adobe PDF [1.07], RPCS [3.13.29], PCL 5c [1.23], PCL XL [1.23] | | |
| Attached Equipment | Lower Paper Trays, Finisher SR3130 | | |
| Consumption Status | Black Toner Remaining: | [], | Cyan Toner Remaining: [], |
| | Magenta Toner Remaining: | [], | Yellow Toner Remaining: [], |

Paper Input

| | |
|---------------|------------------------------------|
| Tray Priority | Tray 1 |
| Bypass Tray | 11 x 8 1/2 Plain Paper Tray Locked |
| Tray 1 | 11 x 8 1/2 Plain Paper |
| Tray 2 | 11 x 8 1/2 Plain Paper |
| Tray 3 | 8 1/2 x 14 Plain Paper |
| Tray 4 | 8 1/2 x 14 Plain Paper |

Data Management

| | | | |
|----------------------------|----------------|----------------------|-----|
| Menu Protect | Level 2 | List/Test Print Lock | Off |
| Auto Del. Temp. Print Jobs | *On | Hours to Delete | *24 |
| Auto Del Stored Print Jobs | On | Days to Delete | 3 |
| 4 Color Graphic Mode | Photo Priority | | |

System

* indicates a non-default setting.

| | | | |
|----------------------------|--------------------|----------------------------|--------------------|
| Print Error Report | Off | Auto Continue | Off |
| Store and Skip Errored Job | Off | No. of pages to judge jobs | 3 |
| Memory Overflow | Do not Print | AutoCncl Conf for PDLErrJb | Do not Display |
| AutoCncl Prt Job(s) on Err | Off | Job Separation | Off |
| Rotate Srt: AutoPapr Contn | Off | Rotate by 180 Degrees | Off |
| Print Compressed Data | Off | Duplex | Off |
| Copies | 1 | Blank Page Print | On |
| Reserved Job Waiting Time | Short Wait | Printer Language | Auto |
| Sub Paper Size | Auto | Page Size | 8 1/2 x 11 |
| Letterhead Setting | Auto Detect | Paper Conf. for Byps. Tray | Do not Display |
| Bypass Tray | Any Type | Tray 1 | Machine Setting(s) |
| Tray 2 | Machine Setting(s) | Tray 3 | Machine Setting(s) |
| Tray 4 | Machine Setting(s) | Edge to Edge Print | Off |
| Default Printer Language | PCL | Tray Switching | Off |
| Extend Auto Tray Switching | Off | Jobs Not Prntd As Mach Off | Do not Print |
| Restrict Direct Print Jobs | Off | Switch Initial Screen | Job List |

PCL Menu

| | | | |
|-----------------|-----------------|-----------------|---------|
| Orientation | Portrait | Form Lines | 60 |
| Font Source | Resident | Font Number | 0 |
| Point Size | 12.00 | Font Pitch | 10.00 |
| Symbol Set | PC-8 | Courier Font | Regular |
| Extend A4 Width | Off | Append CR to LF | Off |
| Resolution | *600 dpi (Fast) | | |

PDF Menu

| | | | |
|-------------------------|------|---------------------|----------------|
| Reverse Order Printing | Off | Resolution | 600 dpi (Fast) |
| Toner Saving | Off | Color Setting | Super Fine |
| Color Profile | Auto | Process Color Model | Color |
| Orientation Auto Detect | On | | |

Host Interface

| | | | |
|------------------------|----------------------------|----------------------|--------------|
| I/O Buffer | 128 KB | I/O Timeout | 15 seconds |
| DHCP | *Off | IPv4 Address | 10. 2. 1. 22 |
| Sub-net Mask | 255.255.255. 0 | IPv4 Gateway Address | 10. 2. 1.254 |
| IPv6 Stateless Setting | Active | IPv4 | Active |
| IPv6 | Inactive | SMB | Active |
| Ethernet Speed | Auto Select: Disable 1Gbps | Fixed USB Port | Off |

Interface Information

| | | | |
|-----------------------|-------------------|-------------------------|---------------------------|
| MAC Address | 00.26.73.7b.10.86 | Host Name | A6735 |
| Workgroups Name (SMB) | WORKGROUP | Network Path Name (SMB) | \\RNP0026737B1086IMPC3003 |
| Invalid Interface | Not Detected | | |

System Reference

| | | | |
|--------------------|--|--------------|-------------------------------|
| Machine ID | E153MB61611 | Total Memory | 1536 MB |
| Total Counter | 180736 | | |
| Firmware Version | Printer[1.18 / D1655701X], System[1.31 / D1475575K], Engine[1.40:08 / D1475504D], LCDC[1.13 / D1471490M], NIB[12.83.1 / D1475567X] | | |
| Device Connection | - | | |
| Free Space | 5104708 KB , Disk Capacity 5104716 KB | | |
| Printer Language | Adobe PDF [1.07], RPCS [3.13.29], PCL 5c [1.23], PCL XL [1.23] | | |
| Attached Equipment | Finisher SR3130 | | |
| Consumption Status | Black Toner Remaining: | [], | Cyan Toner Remaining: [], |
| | Magenta Toner Remaining: | [], | Yellow Toner Remaining: [], |

Tray Input

| | |
|---------------|---|
| Tray Priority | Tray 1 |
| Bypass Tray | 11 x 8 1/2 Cardstock Duplex Unavailable |
| Tray 1 | 11 x 8 1/2 Plain Paper |
| Tray 2 | 8 1/2 x 14 Plain Paper |

Auto Management

| | | | |
|----------------------------|----------------|-----------------|-----|
| Auto Del. Temp. Print Jobs | *On | Hours to Delete | *24 |
| Auto Del Stored Print Jobs | On | Days to Delete | 3 |
| Color Graphic Mode | Photo Priority | | |

System

| | | | |
|-----------------------------|-----------------|----------------------------|-----------------|
| Print Error Report | Off | Auto Continue | Off |
| Store and Skip Errored Job | Off | No. of pages to judge jobs | 3 |
| Memory Overflow | Do not Print | AutoCncl Conf for PDLErrJb | Do not Display |
| AutoCncl Prt Job(s) on Err | Off | Job Separation | Off |
| Rotate Srt: AutoPapr Contin | Off | Rotate by 180 Degrees | Off |
| Print Compressed Data | Off | Duplex | Off |
| Copies | 1 | Blank Page Print | On |
| Reserved Job Waiting Time | Short Wait | Printer Language | Auto |
| Sub Paper Size | Auto | Page Size | 8 1/2 x 11 |
| Letterhead Setting | Auto Detect | Paper Conf. for Byps. Tray | Do not Display |
| Bypass Tray | *Driver/Command | Tray 1 | *Driver/Command |
| Tray 2 | *Driver/Command | Edge to Edge Print | Off |
| Default Printer Language | PCL | Tray Switching | Off |
| Extend Auto Tray Switching | Off | Jobs Not Prntd As Mach Off | Do not Print |
| Restrict Direct Print Jobs | Off | Switch Initial Screen | Job List |

* indicates a non-default setting.

CL Menu

| | | | |
|-----------------|--------------------|-----------------|---------|
| Orientation | Portrait | Form Lines | 60 |
| Font Source | Resident | Font Number | 0 |
| Point Size | 12.00 | Font Pitch | 10.00 |
| Symbol Set | PC-8 | Courier Font | Regular |
| Extend A4 Width | Off | Append CR to LF | Off |
| Resolution | 600 dpi (Standard) | | |

DF Menu

| | | | |
|-------------------------|------|---------------------|----------------|
| Reverse Order Printing | Off | Resolution | 600 dpi (Fast) |
| Toner Saving | Off | Color Setting | Super Fine |
| Color Profile | Auto | Process Color Model | Color |
| Orientation Auto Detect | On | | |





Host Interface

| | | | |
|------------------------|----------------------------|----------------------|--------------|
| I/O Buffer | 128 KB | I/O Timeout | 15 seconds |
| DHCP | *Off | IPv4 Address | 10. 1. 1. 42 |
| Sub-net Mask | 255.255.255. 0 | IPv4 Gateway Address | 10. 1. 1.253 |
| IPv6 Stateless Setting | Active | IPv4 | Active |
| IPv6 | Inactive | SMB | Active |
| Ethernet Speed | Auto Select: Disable 1Gbps | Fixed USB Port | Off |

Interface Information

| | | | |
|-----------------------|-------------------|-------------------------|----------------------------|
| MAC Address | 00.26.73.9b.d0.eb | Host Name | A6882 |
| Workgroups Name (SMB) | WORKGROUP | Network Path Name (SMB) | \\RNP0026739BD0EB\\MPC3003 |
| Invalid Interface | Not Detected | | |

System Reference

| | | | |
|--------------------------|--|--|--|
| Machine ID | E153MB61615 | Total Memory | 1536 MB |
| Total Counter | 158311 | | |
| Firmware Version | Printer[1.08 / D1655701L], System[1.15 / D1475550S], Engine[1.40:08 / D1475504D], LCDC[1.07 / D1471490F], NIB[12.73 / D1475567L] | | |
| Device Connection | - | | |
| HDD: Font/Macro Download | Free Space 5104708 KB , Disk Capacity 5104716 KB | | |
| Printer Language | Adobe PDF [1.05], RPCS [3.13.27], PCL 5c [1.15], PCL XL [1.15] | | |
| Attached Equipment | Lower Paper Trays, Finisher SR3130 | | |
| Consumption Status | Black Toner Remaining: | [], | Cyan Toner Remaining: [], |
| | Magenta Toner Remaining: | [], | Yellow Toner Remaining: [], |

Paper Input

| | | |
|---------------|----------------------------|-------------------------|
| Tray Priority | Tray 1 | |
| Bypass Tray | Custom Size 6.50x10.00inch | Plain Paper Tray Locked |
| Tray 1 | 11 x 8 1/2 | Plain Paper |
| Tray 2 | 8 1/2 x 11 | Plain Paper |
| Tray 3 | 8 1/2 x 14 | Plain Paper |
| Tray 4 | 11 x 17 | Plain Paper |

Data Management

| | | | |
|----------------------------|----------------|----------------------|-----|
| Menu Protect | Level 2 | List/Test Print Lock | Off |
| Auto Del. Temp. Print Jobs | *On | Hours to Delete | *24 |
| Auto Del Stored Print Jobs | On | Days to Delete | 3 |
| ! Color Graphic Mode | Photo Priority | | |

* indicates a non-default setting.

System

| | | | |
|----------------------------|--------------------|-----------------------------|--------------------|
| Print Error Report | Off | Auto Continue | Off |
| Store and Skip Errored Job | Off | No. of pages to judge jobs | 3 |
| Memory Overflow | Do not Print | AutoCncl Conf for PDL ErrJb | Do not Display |
| AutoCncl Prt Job(s) on Err | Off | Job Separation | Off |
| Rotate Srt: AutoPapr Contn | Off | Rotate by 180 Degrees | Off |
| Print Compressed Data | Off | Duplex | Off |
| Copies | 1 | Blank Page Print | On |
| Reserved Job Waiting Time | Short Wait | Printer Language | Auto |
| Sub Paper Size | Auto | Page Size | 8 1/2 x 11 |
| Letterhead Setting | Auto Detect | Paper Conf. for Byps. Tray | Do not Display |
| Bypass Tray | Any Type | Tray 1 | Machine Setting(s) |
| Tray 2 | Machine Setting(s) | Tray 3 | Machine Setting(s) |
| Tray 4 | Machine Setting(s) | Edge to Edge Print | Off |
| Default Printer Language | PCL | Tray Switching | Off |
| Extend Auto Tray Switching | Off | Jobs Not Prntd As Mach Off | Do not Print |
| Restrict Direct Print Jobs | Off | Switch Initial Screen | Job List |

CL Menu

| | | | |
|-----------------|--------------------|-----------------|---------|
| Orientation | Portrait | Form Lines | 60 |
| Font Source | Resident | Font Number | 0 |
| Point Size | 12.00 | Font Pitch | 10.00 |
| Symbol Set | PC-8 | Courier Font | Regular |
| Extend A4 Width | Off | Append CR to LF | Off |
| Resolution | 600 dpi (Standard) | | |

DF Menu

| | | | |
|-------------------------|------|---------------------|----------------|
| Reverse Order Printing | Off | Resolution | 600 dpi (Fast) |
| Toner Saving | Off | Color Setting | Super Fine |
| Color Profile | Auto | Process Color Model | Color |
| Orientation Auto Detect | On | | |

Host Interface

| | | | |
|------------------------|----------------------------|----------------------|--------------|
| I/O Buffer | 128 KB | I/O Timeout | 15 seconds |
| DHCP | *Off | IPv4 Address | 10. 2. 1. 24 |
| Sub-net Mask | 255.255.255. 0 | IPv4 Gateway Address | 10. 2. 1.254 |
| IPv6 Stateless Setting | Active | IPv4 | Active |
| IPv6 | Inactive | SMB | Active |
| Ethernet Speed | Auto Select: Disable 1Gbps | Fixed USB Port | *On |

Interface Information

| | | | |
|-----------------------|-------------------|-------------------------|----------------------------|
| MAC Address | 00.26.73.7b.1b.39 | Host Name | a6726 |
| Workgroups Name (SMB) | WORKGROUP | Network Path Name (SMB) | \\RNP0026737B1B39\\MPC3003 |
| Invalid Interface | Not Detected | | |