

North Carolina Department of State Treasurer

Financial Information

Greene County

Note: All data unless otherwise specified is for the 12 month period ending June, 30th of the designated year

| | | | | 2017 | 2016 | 2015 | 2014 | 2013 |
|---|---------------------------------|--|-------------|------------|------------|------------|---------------------|---------------------|
| County Revenues and Expenditures Financial Profile | Revenues by Source | Property Taxes | AFIR | | | | \$8,777,586 | \$8,609,245 |
| County Revenues and Expenditures Financial Profile | Revenues by Source | Other Taxes | AFIR | | | | 109,208 | 100,306 |
| County Revenues and Expenditures Financial Profile | Revenues by Source | Sales Tax | AFIR | | | | 2,216,847 | 2,138,499 |
| County Revenues and Expenditures Financial Profile | Revenues by Source | Sales & Services | AFIR | | | | 5,674,772 | 5,746,889 |
| County Revenues and Expenditures Financial Profile | Revenues by Source | Intergovernmental | AFIR | | | | 4,257,882 | 5,397,201 |
| County Revenues and Expenditures Financial Profile | Revenues by Source | Debt Proceeds | AFIR | | | | 224,702 | 3,843,362 |
| County Revenues and Expenditures Financial Profile | Revenues by Source | Other Miscellaneous | AFIR | | | | 734,885 | 1,258,517 |
| County Revenues and Expenditures Financial Profile | Revenues by Source | Total | AFIR | \$0 | \$0 | \$0 | \$21,995,882 | \$27,094,019 |
| County Revenues and Expenditures Financial Profile | Expenditures by Function | Education | AFIR | | | | \$2,885,201 | \$4,059,393 |
| County Revenues and Expenditures Financial Profile | Expenditures by Function | Debt Service | AFIR | | | | 2,175,942 | 1,988,350 |
| County Revenues and Expenditures Financial Profile | Expenditures by Function | Human Services | AFIR | | | | 5,263,045 | 5,719,771 |
| County Revenues and Expenditures Financial Profile | Expenditures by Function | General Government | AFIR | | | | 2,034,475 | 2,170,441 |
| County Revenues and Expenditures Financial Profile | Expenditures by Function | Public Safety | AFIR | | | | 4,038,552 | 5,602,147 |
| County Revenues and Expenditures Financial Profile | Expenditures by Function | Other | AFIR | | | | 3,693,670 | 4,493,782 |
| County Revenues and Expenditures Financial Profile | Expenditures by Function | Total | AFIR | \$0 | \$0 | \$0 | \$20,090,885 | \$24,033,884 |
| County Revenues and Expenditures Financial Profile | Expenditures by Object | Salaries & Wages | AFIR | | | | \$4,909,891 | \$5,326,316 |
| County Revenues and Expenditures Financial Profile | Expenditures by Object | Capital Outlay | AFIR | | | | 0 | 1,204,161 |
| County Revenues and Expenditures Financial Profile | Expenditures by Object | Other Operating | AFIR | | | | 12,252,496 | 12,661,670 |
| County Revenues and Expenditures Financial Profile | Expenditures by Object | Public School Capital | AFIR | | | | 843,576 | 1,654,844 |
| County Revenues and Expenditures Financial Profile | Expenditures by Object | Public School Current | AFIR | | | | 1,811,625 | 2,177,549 |
| County Revenues and Expenditures Financial Profile | Expenditures by Object | Public School - All Other including supplemental tax | AFIR | | | | | |
| County Revenues and Expenditures Financial Profile | Expenditures by Object | Intergovernmental expenditures | AFIR | | | | 273,297 | 1,009,344 |
| County Revenues and Expenditures Financial Profile | Expenditures by Object | Total | AFIR | \$0 | \$0 | \$0 | \$20,090,885 | \$24,033,884 |
| County Revenues and Expenditures Financial Profile | Per Capita Revenues by Source | Property Taxes | AFIR | | | | \$417 | \$402 |
| County Revenues and Expenditures Financial Profile | Per Capita Revenues by Source | Other Taxes | AFIR | | | | 5 | 5 |
| County Revenues and Expenditures Financial Profile | Per Capita Revenues by Source | Sales Tax | AFIR | | | | 105 | 100 |

| | | | | 2017 | 2016 | 2015 | 2014 | 2013 |
|---|---|--|-------------|------------|------------|------------|----------------|----------------|
| County Revenues and Expenditures Financial Profile | Per Capita Revenues by Source | Sales & Services | AFIR | | | | 269 | 268 |
| County Revenues and Expenditures Financial Profile | Per Capita Revenues by Source | Intergovernmental | AFIR | | | | 202 | 252 |
| County Revenues and Expenditures Financial Profile | Per Capita Revenues by Source | Debt Proceeds | AFIR | | | | 11 | 179 |
| County Revenues and Expenditures Financial Profile | Per Capita Revenues by Source | Other Miscellaneous | AFIR | | | | 35 | 59 |
| County Revenues and Expenditures Financial Profile | Per Capita Revenues by Source | Total | AFIR | \$0 | \$0 | \$0 | \$1,044 | \$1,264 |
| County Revenues and Expenditures Financial Profile | Per Capita Expenditures by Function | Education | AFIR | | | | \$137 | \$189 |
| County Revenues and Expenditures Financial Profile | Per Capita Expenditures by Function | Debt Service | AFIR | | | | 103 | 93 |
| County Revenues and Expenditures Financial Profile | Per Capita Expenditures by Function | Human Services | AFIR | | | | 250 | 267 |
| County Revenues and Expenditures Financial Profile | Per Capita Expenditures by Function | General Government | AFIR | | | | 97 | 101 |
| County Revenues and Expenditures Financial Profile | Per Capita Expenditures by Function | Public Safety | AFIR | | | | 192 | 261 |
| County Revenues and Expenditures Financial Profile | Per Capita Expenditures by Function | Other | AFIR | | | | 175 | 210 |
| County Revenues and Expenditures Financial Profile | Per Capita Expenditures by Function | Total | AFIR | \$0 | \$0 | \$0 | \$953 | \$1,121 |
| County Revenues and Expenditures Financial Profile | Per Capita Expenditures by Object | Salaries & Wages | AFIR | | | | \$233 | \$248 |
| County Revenues and Expenditures Financial Profile | Per Capita Expenditures by Object | Capital Outlay | AFIR | | | | 0 | 56 |
| County Revenues and Expenditures Financial Profile | Per Capita Expenditures by Object | Other Operating | AFIR | | | | 581 | 591 |
| County Revenues and Expenditures Financial Profile | Per Capita Expenditures by Object | Public School Capital | AFIR | | | | 40 | 77 |
| County Revenues and Expenditures Financial Profile | Per Capita Expenditures by Object | Public School Current | AFIR | | | | 86 | 102 |
| County Revenues and Expenditures Financial Profile | Per Capita Expenditures by Object | Public School - All Other including supplemental tax | AFIR | | | | | |
| County Revenues and Expenditures Financial Profile | Per Capita Expenditures by Object | Intergovernmental expenditures | AFIR | | | | 13 | 47 |
| County Revenues and Expenditures Financial Profile | Per Capita Expenditures by Object | Total | AFIR | \$0 | \$0 | \$0 | \$953 | \$1,121 |
| County Revenues and Expenditures Financial Profile | Group Average Per Capita for Counties Reporting AFIR - Revenues by Source | Property Taxes | AFIR | \$669 | \$651 | \$645 | \$680 | \$644 |
| County Revenues and Expenditures Financial Profile | Group Average Per Capita for Counties Reporting AFIR - Revenues by Source | Other Taxes | AFIR | 50 | 52 | 47 | 80 | 78 |
| County Revenues and Expenditures Financial Profile | Group Average Per Capita for Counties Reporting AFIR - Revenues by Source | Sales Tax | AFIR | 185 | 154 | 148 | 147 | 142 |
| County Revenues and Expenditures Financial Profile | Group Average Per Capita for Counties Reporting AFIR - Revenues by Source | Sales & Services | AFIR | 201 | 204 | 201 | 224 | 222 |
| County Revenues and Expenditures Financial Profile | Group Average Per Capita for Counties Reporting AFIR - Revenues by Source | Intergovernmental | AFIR | 351 | 362 | 331 | 320 | 357 |

| | | | | 2017 | 2016 | 2015 | 2014 | 2013 |
|---|--|--|-------------|----------------|----------------|----------------|----------------|----------------|
| County Revenues and Expenditures Financial Profile | Group Average Per Capita for Counties Reporting AFIR - Revenues by Source | Debt Proceeds | AFIR | 72 | 40 | 19 | 35 | 109 |
| County Revenues and Expenditures Financial Profile | Group Average Per Capita for Counties Reporting AFIR - Revenues by Source | Other Miscellaneous | AFIR | 36 | 40 | 35 | 34 | 27 |
| County Revenues and Expenditures Financial Profile | Group Average Per Capita for Counties Reporting AFIR - Revenues by Source | Total | AFIR | \$1,563 | \$1,503 | \$1,427 | \$1,519 | \$1,580 |
| County Revenues and Expenditures Financial Profile | Group Average Per Capita for Counties Reporting AFIR - Expenditures by Function | Education | AFIR | \$249 | \$228 | \$216 | \$246 | \$261 |
| County Revenues and Expenditures Financial Profile | Group Average Per Capita for Counties Reporting AFIR - Expenditures by Function | Debt Service | AFIR | 95 | 123 | 86 | 128 | 105 |
| County Revenues and Expenditures Financial Profile | Group Average Per Capita for Counties Reporting AFIR - Expenditures by Function | Human Services | AFIR | 316 | 314 | 316 | 319 | 324 |
| County Revenues and Expenditures Financial Profile | Group Average Per Capita for Counties Reporting AFIR - Expenditures by Function | General Government | AFIR | 206 | 184 | 169 | 181 | 161 |
| County Revenues and Expenditures Financial Profile | Group Average Per Capita for Counties Reporting AFIR - Expenditures by Function | Public Safety | AFIR | 389 | 368 | 359 | 353 | 354 |
| County Revenues and Expenditures Financial Profile | Group Average Per Capita for Counties Reporting AFIR - Expenditures by Function | Other | AFIR | 272 | 244 | 243 | 308 | 312 |
| County Revenues and Expenditures Financial Profile | Group Average Per Capita for Counties Reporting AFIR - Expenditures by Function | Total | AFIR | \$1,527 | \$1,462 | \$1,389 | \$1,534 | \$1,516 |
| County Revenues and Expenditures Financial Profile | Group Average Per Capita for Counties Reporting AFIR - Expenditures by Object | Salaries & Wages | AFIR | \$598 | \$370 | \$345 | \$371 | \$371 |
| County Revenues and Expenditures Financial Profile | Group Average Per Capita for Counties Reporting AFIR - Expenditures by Object | Capital Outlay | AFIR | 108 | 61 | 73 | 113 | 117 |
| County Revenues and Expenditures Financial Profile | Group Average Per Capita for Counties Reporting AFIR - Expenditures by Object | Other Operating | AFIR | 572 | 800 | 751 | 760 | 731 |
| County Revenues and Expenditures Financial Profile | Group Average Per Capita for Counties Reporting AFIR - Expenditures by Object | Public School Capital | AFIR | 34 | 29 | 21 | 54 | 29 |
| County Revenues and Expenditures Financial Profile | Group Average Per Capita for Counties Reporting AFIR - Expenditures by Object | Public School Current | AFIR | 191 | 183 | 179 | 178 | 205 |
| County Revenues and Expenditures Financial Profile | Group Average Per Capita for Counties Reporting AFIR - Expenditures by Object | Public School - All Other including supplemental tax | AFIR | 6 | 0 | 0 | 0 | 0 |
| County Revenues and Expenditures Financial Profile | Group Average Per Capita for Counties Reporting AFIR - Expenditures by Object | Intergovernmental expenditures | AFIR | 18 | 17 | 19 | 59 | 63 |
| County Revenues and Expenditures Financial Profile | Group Average Per Capita for Counties Reporting AFIR - Expenditures by Object | Total | AFIR | \$1,527 | \$1,462 | \$1,389 | \$1,534 | \$1,516 |

| | | | | 2017 | 2016 | 2015 | 2014 | 2013 |
|--|------------------------------|--|-------|---------------|---------------|---------------|---------------|---------------|
| County Revenues and Expenditures Financial Profile | | Number of Reporting (AFIR) Counties in Group | AFIR | 23 | 23 | 22 | 26 | 26 |
| County Revenues and Expenditures Financial Profile | | Average Population of Counties Reporting AFIR in Group | AFIR | 15,132 | 15,153 | 15,681 | 15,984 | 15,988 |
| General Fund | | General Fund revenues | Audit | \$0 | \$18,152,999 | \$18,219,044 | \$17,209,381 | \$17,372,217 |
| General Fund | | General Fund expenditures | Audit | 0 | 16,750,605 | 16,089,795 | 15,890,034 | 16,617,730 |
| General Fund | | Operating transfers in | Audit | 0 | 36,200 | 36,200 | 88,233 | 434,274 |
| General Fund | | Operating transfers out | Audit | 0 | 968,601 | 1,030,305 | 710,837 | 426,330 |
| General Fund | | Proceeds from capital leases and installment purchases | Audit | 0 | 0 | 309,499 | 224,702 | 90,000 |
| General Fund | | Other items | Audit | 0 | 6,816 | 20,236 | 636 | -49,250 |
| General Fund | | Excess of revenues and other sources over (under) expenditures and other uses | Audit | \$0 | \$476,809 | \$1,464,879 | \$922,081 | \$803,181 |
| General Fund | Fund balance available (FBA) | In dollars | Audit | \$0 | \$5,511,725 | \$4,607,997 | \$3,223,638 | \$2,125,394 |
| General Fund | Fund balance available (FBA) | FBA as a % of GF Net Expenditures: Unit's FBA % | AFIR | | 31.11% | 27.41% | 19.68% | 12.54% |
| General Fund | Fund balance available (FBA) | FBA as a % of GF Net Expenditures: Group Average FBA % of Counties Reporting Audit | AFIR | 31.70% | 31.77% | 34.78% | 30.28% | 25.42% |
| General Fund | Fund balance available (FBA) | FBA as a % of GF Net Expenditures: State Average FBA % of Counties Reporting Audit | AFIR | 29.35% | 28.28% | 27.49% | 27.46% | 26.74% |
| General Fund | Fund balance available (FBA) | Number of Counties Reporting Audit in Group | Audit | 25 | 25 | 25 | 26 | 26 |
| Cash, Investments and Financing | | Population at July 1st of the Previous Year | NCDOR | 21,421 | 21,158 | 21,286 | 21,073 | 21,435 |
| Cash, Investments and Financing | | Population Group | AFIR | Below 25,000 | Below 25,000 | Below 25,000 | Below 25,000 | Below 25,000 |
| Cash, Investments and Financing | | Cash & Investments at June 30th | Audit | 0 | 16,352,157 | 14,291,291 | 12,518,531 | 10,990,951 |
| Cash, Investments and Financing | | Investment Earnings | AFIR | | | 2,242 | 6,668 | 1,312 |
| Cash, Investments and Financing | | Tax Rate Equivalent | AFIR | 0.0000 | 0.0000 | 0.0002 | 0.0006 | 0.0001 |
| Cash, Investments and Financing | | Tax Rate Equivalent: Group Average of Counties Reporting AFIR | AFIR | | | 0.0043 | 0.0049 | 0.0038 |
| Cash, Investments and Financing | | Tax Rate Equivalent: State Average for Counties Reporting AFIR | AFIR | | | 0.0037 | 0.0031 | 0.0035 |
| Cash, Investments and Financing | | Latest year of Revaluation | NCDOR | 2013 | 2013 | 2013 | 2013 | 2005 |
| Cash, Investments and Financing | | January 1, Prior Year Assessed Valuation | NCDOR | 1,107,548,809 | 1,084,275,036 | 1,070,137,224 | 1,055,581,095 | 1,022,600,915 |
| Cash, Investments and Financing | | Tax Rate | NCDOR | 0.7860 | 0.7860 | 0.7860 | 0.7860 | 0.7560 |
| Cash, Investments and Financing | | Tax Rate Group Average | AFIR | 0.6216 | 0.6031 | 0.5998 | 0.5670 | 0.5269 |
| Cash, Investments and Financing | | Tax Rate State Average | AFIR | 0.6648 | 0.6617 | 0.6470 | 0.6329 | 0.6192 |
| Cash, Investments and Financing | | Assessment -to-Sales Ratio | NCDOR | 97.37 | 104.01 | 104.01 | 103.04 | 92.95 |
| Cash, Investments and Financing | | Assessment -to-Sales Ratio Group Average | AFIR | 102.39 | 103.93 | 103.81 | 105.82 | 107.12 |

| | | | | 2017 | 2016 | 2015 | 2014 | 2013 |
|---------------------------------|-------------------------------------|---|-----------------|------------------|------------------|------------------|------------------|------------------|
| Cash, Investments and Financing | | Assessment -to-Sales Ratio State Average | AFIR | 96.64 | 98.65 | 101.61 | 104.08 | 104.20 |
| Cash, Investments and Financing | | Assessed Valuation adjusted for Assessed to Sales Ratio | AFIR | 1,137,464,115 | 1,042,471,912 | 1,028,879,169 | 1,024,438,174 | 1,100,162,361 |
| Cash, Investments and Financing | | Tax Rate Adjusted | AFIR | 0.7653 | 0.8175 | 0.8175 | 0.8099 | 0.7027 |
| Cash, Investments and Financing | | Tax Rate Adjusted Group Average | AFIR | 0.6364 | 0.6269 | 0.6227 | 0.6000 | 0.5644 |
| Cash, Investments and Financing | | Tax Rate Adjusted State Average | AFIR | 0.6424 | 0.6528 | 0.6574 | 0.6587 | 0.6451 |
| Cash, Investments and Financing | | Percent Collected | Audit | | 98.67% | 98.13% | 97.41% | 96.34% |
| Cash, Investments and Financing | | Percent Collected Group Average for Counties Reporting Audit | Audit | 97.09% | 96.84% | 96.45% | 96.04% | 95.23% |
| Cash, Investments and Financing | | Percent Collected State Average for Counties Reporting Audit | Audit | 98.92% | 98.78% | 98.59% | 97.97% | 97.30% |
| Cash, Investments and Financing | | Percent Collected Excluding Motor Vehicles | Audit | | 98.46% | 97.86% | 97.31% | 97.50% |
| Cash, Investments and Financing | | Percent Collected Excluding Motor Vehicles Group Average for Counties Reporting Audit | Audit | 96.87% | 96.62% | 96.21% | 96.22% | 96.17% |
| Cash, Investments and Financing | | Percent Collected Excluding Motor Vehicles State Average for Counties Reporting Audit | Audit | 98.83% | 98.68% | 98.50% | 98.23% | 98.17% |
| Cash, Investments and Financing | | Percent Collected Motor Vehicles Only | Audit | | 100.00% | 100.00% | 97.97% | 88.02% |
| Cash, Investments and Financing | | Percent Collected Motor Vehicles Only Group Average for Counties Reporting Audit | Audit | 99.71% | 99.47% | 99.57% | 93.77% | 81.88% |
| Cash, Investments and Financing | | Percent Collected Motor Vehicles Only State Average for Counties Reporting Audit | Audit | 99.90% | 99.85% | 99.73% | 95.11% | 86.20% |
| Cash, Investments and Financing | | Tax Uncollected | Audit | 0 | 114,918 | 158,878 | 222,508 | 284,030 |
| Cash, Investments and Financing | | Tax Uncollected Rate Equivalent | Audit | 0.0000 | 0.0106 | 0.0148 | 0.0211 | 0.0278 |
| Debt Information | | Population Group | LGC Debt | 10,000 to 24,999 | 10,000 to 24,999 | 10,000 to 24,999 | 10,000 to 24,999 | 10,000 to 24,999 |
| Debt Information | Ratings | Fitch | LGC Debt | | | | | |
| Debt Information | Ratings | Moody's | LGC Debt | | | | | |
| Debt Information | Ratings | S & P | LGC Debt | | | | | |
| Debt Information | General Obligation Debt (GO) | Enterprise | LGC Debt | 0 | 0 | 0 | | 0 |
| Debt Information | General Obligation Debt (GO) | General Government | LGC Debt | 0 | 0 | 0 | | 0 |
| Debt Information | General Obligation Debt (GO) | Total | LGC Debt | \$0 | \$0 | \$0 | | \$0 |
| Debt Information | General Obligation Debt (GO) | Total Per Capita | AFIR | 0 | 0 | 0 | | 0 |
| Debt Information | General Obligation Debt (GO) | Total Per Capita for the Population Group | AFIR | 48 | 52 | 60 | 187 | 60 |
| Debt Information | General Obligation Debt (GO) | Total Per Capita State Average on the County and Municipality | AFIR | 650 | 639 | 685 | 827 | 743 |
| Debt Information | General Obligation Debt (GO) | Total per Assessed Valuation Adjusted for Current Year Sales | AFIR | 0.0000% | 0.0000% | 0.0000% | | 0.0000% |

| | | | | 2017 | 2016 | 2015 | 2014 | 2013 |
|-----------------------------|--|---|-----------------|------------------|------------------|--------------------|--------------------|--------------------|
| Debt Information | General Obligation Debt (GO) | Total per Assessed Valuation Adjusted for Current Year Sales- Group Average | AFIR | 0.0466% | 0.0519% | 0.0597% | 0.1606% | 0.0533% |
| Debt Information | General Obligation Debt (GO) | Total per Assessed Valuation Adjusted for Current Year Sales - State Average on the County and Municipality | AFIR | 0.6048% | 0.6162% | 0.6801% | 0.8222% | 0.7523% |
| Debt Information | General Obligation Debt (GO) | Total Authorized but not Issued Including Enterprise Debt | LGC Debt | | 0 | 0 | | |
| Debt Information | Installment Sales Purchases and Lease Obligations | Enterprise | LGC Debt | 443,362 | 653,178 | 855,460 | 1,050,480 | 1,238,498 |
| Debt Information | Installment Sales Purchases and Lease Obligations | General Government | LGC Debt | 72,400 | 108,600 | 144,800 | 418,430 | 286,112 |
| Debt Information | Installment Sales Purchases and Lease Obligations | Total | LGC Debt | \$515,762 | \$761,778 | \$1,000,260 | \$1,468,910 | \$1,524,610 |
| Debt Information | Installment Sales Purchases and Lease Obligations | Revenue Bond Debt | LGC Debt | | 0 | 0 | 0 | |
| Debt Information | Installment Sales Purchases and Lease Obligations | Total Debt Listed Above | LGC Debt | \$515,762 | \$761,778 | \$1,000,260 | \$1,468,910 | \$1,524,610 |
| Water and Sewer Systems | Volume of water treated and/or purchased and put into the start of your distribution system. | Water (Millions of Gallons) | AFIR | | | | 540.00 | 593.54 |
| Water and Sewer Systems | Volume of wastewater treated internally or by another utility (entering all treatment plants). | Wastewater (Millions of Gallons) | AFIR | | | | 0.00 | 39.30 |
| Water and Sewer Systems | Volume of water billed to all customers (residential, non-residential & bulk). | Water (Millions of Gallons) | AFIR | | | | 396.00 | 416.68 |
| Water and Sewer Systems | Volume of wastewater billed to all customers (residential, non-residential & bulk). | Wastewater (Millions of Gallons) | AFIR | | | | 0.00 | 41.07 |
| Water and Sewer Systems | Volume of water billed only to residential customers (if your unit identifies residential customers). | Water / Sewer (Millions of Gallons) | AFIR | | | | 215.00 | 217.50 |
| Water and Sewer Systems | Volume of wastewater billed only to residential customers (if your unit identifies residential customers). | Wastewater (Millions of Gallons) | AFIR | | | | 0.00 | 0.00 |
| County School Report | Sources of County Funding for Public School Capital Outlays | Restricted Portions of Local option sales taxes - Article 40 (30% restricted) | AFIR | | | | 343,233 | 334,300 |
| County School Report | Sources of County Funding for Public School Capital Outlays | Restricted portions of local option sales taxes - Article 42 (60% restricted) | AFIR | | | | 233,423 | 241,441 |
| County School Report | Sources of County Funding for Public School Capital Outlays | Interest on restricted sales taxes | AFIR | | | | 0 | 0 |
| County School Report | Total Restricted Local Option Sales Tax Sources | | AFIR | | | | \$576,656 | \$575,741 |
| County School Report | Sources of County Funding for Public School Capital Outlays | Withdrawal from the Public Schools Building Capital Fund | AFIR | | | | 0 | 0 |
| County School Report | Other Sources: | NC Education Lottery | AFIR | | | | 222,692 | 559,350 |
| County School Report | Sources of County Funding for Public School Capital Outlays | Proceeds from general obligation debt for public school less issuance costs | AFIR | | | | 0 | 0 |
| County School Report | Sources of County Funding for Public School Capital Outlays | Proceeds from non-general obligation debt for public school less issuance costs | AFIR | | | | 136,645 | 3,448,300 |

| | | | | 2017 | 2016 | 2015 | 2014 | 2013 |
|-----------------------------|---|--|-------------|------|------|------|--------------------|--------------------|
| County School Report | Sources of County Funding for Public School Capital Outlays | Interest on debt proceeds | AFIR | | | | 51 | 79 |
| County School Report | Sources of County Funding for Public School Capital Outlays | Other sources: General Fund | AFIR | | | | 397,426 | 0 |
| County School Report | Sources of County Funding for Public School Capital Outlays | Other sources: All other | AFIR | | | | 0 | 0 |
| County School Report | Other Sources: | Grants from Public School Building Bond Fund | AFIR | | | | | |
| County School Report | Other Sources: | Unrestricted sources | AFIR | | | | | |
| County School Report | Sources of County Funding for School Capital Outlay | Total Other Sources | AFIR | | | | \$756,814 | \$4,007,729 |
| County School Report | Sources of County Funding for Public School Capital Outlays | Total | AFIR | | | | \$1,333,470 | \$4,583,470 |
| County School Report | Deduct: Uses of County Funding for Public School Capital Outlays | Public school debt service (principal and interest) - Article 40 | AFIR | | | | 0 | 0 |
| County School Report | Deduct: Uses of County Funding for Public School Capital Outlays | Public school capital outlay- Article 40 | AFIR | | | | 343,233 | 334,300 |
| County School Report | Deduct: Uses of County Funding for Public School Capital Outlays | Public school debt service (principal and interest) - Article 42 | AFIR | | | | 233,423 | 0 |
| County School Report | Deduct: Uses of County Funding for Public School Capital Outlays | Public school capital outlay - Article 42 | AFIR | | | | 0 | 241,441 |
| County School Report | Use Funded by Restricted Portions of Local Option Sales Taxes: | Total Uses Funded by Restricted Portions of Local Option Sales Taxes | AFIR | | | | \$576,656 | \$575,741 |
| County School Report | Deduct: Uses of County Funding for Public School Capital Outlays | Public school debt service (principal and interest) - Public School Building Capital Fund | AFIR | | | | 0 | 0 |
| County School Report | Deduct: Uses of County Funding for Public School Capital Outlays | Public school capital outlay- Public School Building Capital Fund | AFIR | | | | 0 | 0 |
| County School Report | Deduct: Uses of County Funding for Public School Capital Outlays | Public school debt service after January 1, 2003 (principal and interest) - NC Education Lottery | AFIR | | | | 222,692 | 559,350 |
| County School Report | Deduct: Uses of County Funding for Public School Capital Outlays | Public school outlay - NC Education Lottery | AFIR | | | | 0 | 0 |
| County School Report | Deduct: Uses of County Funding for Public School Capital Outlays | Public school debt service (principal and interest) - other sources | AFIR | | | | 492,045 | 155,204 |
| County School Report | Deduct: Uses of County Funding for Public School Capital Outlays | Public school capital projects funds - other sources | AFIR | | | | 500,343 | 1,079,103 |
| County School Report | Deduct: Uses of County Funding for Public School Capital Outlays | General Fund and all other funds | AFIR | | | | 0 | 0 |
| County School Report | Deduct: Uses of County Funding for Public School Capital Outlays | Fair Market Value of Assets Donated to Public Schools by the County | AFIR | | | | 0 | 0 |
| County School Report | Deduct: Uses of County Funding for Public School Capital Outlays | Public School Building Bond Fund - public school capital outly | AFIR | | | | | |
| County School Report | Deduct: Uses of County Funding for Public School Capital Outlays | Total | AFIR | | | | \$1,215,080 | \$1,793,657 |
| County School Report | Total Uses of Capital Funding for School Capital Outlays | | AFIR | | | | \$1,791,736 | \$2,369,398 |
| County School Report | | Sources of county funding over (under) uses of county funding | AFIR | | | | -458,266 | 2,214,072 |

| | | | | 2017 | 2016 | 2015 | 2014 | 2013 |
|-----------------------------|---|--|-------------|----------|----------|----------|----------------|--------------------|
| County School Report | Add: Beginning Balance, July 1, Prior Year | Unexpended restricted - local option sales tax | AFIR | | | | 0 | -781,397 |
| County School Report | Add: Beginning Balance, July 1, Prior Year | Unexpended - other sources | AFIR | | | | 459,537 | -945,669 |
| County School Report | Equals: Ending Balance, June 30, Current Year | Total Ending Balance | AFIR | | | | 1,271 | 487,006 |
| County School Report | Total Ending Balance Comprised of: | Portion of total ending balance that is restricted - local option sales tax | AFIR | | | | \$0 | (\$781,397) |
| County School Report | Total Ending Balance Comprised of: | Portion of total ending balance that is from other sources | AFIR | | | | \$1,271 | \$1,268,403 |
| County School Report | Additional Information | Average daily membership (ADM)- Allotted | AFIR | 3,169 | 3,245 | 3,146 | 3,182 | 3,213 |
| County School Report | Additional Information | Adjusted unit tax rate | AFIR | 76.5328% | 81.7518% | 81.7518% | 80.9894% | 70.2702% |
| County School Report | Additional Information | Average adjusted unit tax rate for population group | AFIR | 63.6417% | 62.6853% | 62.2682% | 59.9992% | 56.4381% |
| County School Report | Additional Information | Assessed valuation per ADM | AFIR | 349,495 | 334,137 | 340,158 | 331,735 | 318,270 |
| County School Report | Additional Information | Department of Public Instruction Lottery Allocation | AFIR | 214,638 | 218,949 | 212,812 | 215,216 | 219,170 |
| County School Report | Additional Information | School bonds authorized and Unissued as of 3/31 of the following year | AFIR | 0 | 0 | 0 | 0 | 0 |

Annual Financial Information Report Detail

| Label | Sub Label | Description | Source | Line1 | Line2 | Census | 2017 | 2016 | 2015 | 2014 | 2013 |
|----------------------------|-----------|---|--------|-------|-------|----------|------|------|------|-----------|-----------|
| Tax Revenues | | County wide tax levy includes current, prior, penalties and interest | AFIR | 20250 | 10250 | rev10250 | | | | 8,777,586 | 8,609,245 |
| Tax Revenues | | Special tax Districts Levy | AFIR | 20260 | 10260 | rev10260 | | | | 0 | 0 |
| Tax Revenues | | "School - Tax levy includes current, prior, penalties and interest (if reported on your ""Statement of Revenues, Expenditures and Changes in Fund Balance"")" | AFIR | 20270 | 10270 | rev10270 | | | | 0 | 0 |
| Tax Revenues | | Occupancy Tax | AFIR | 20280 | 10280 | rev10280 | | | | 0 | 0 |
| Tax Revenues | | Prepared Food | AFIR | 20290 | 10290 | rev10290 | | | | 0 | 0 |
| Tax Revenues | | Amusements licensing and permit taxes | AFIR | 20300 | 10300 | rev10300 | | | | 0 | 0 |
| Tax Revenues | | Gross Short Term Lease and Rental Tax | AFIR | 20310 | 10310 | rev10310 | | | | 0 | 0 |
| Tax Revenues | | Sales Tax includes all articles except the hold harmless provisions recorded in intergovernmental above line 1014. | AFIR | 20330 | 10330 | rev10330 | | | | 2,216,847 | 2,138,499 |
| Tax Revenues | | Transportation taxes - license or vehicle tax | AFIR | 20340 | 10340 | rev10340 | | | | 0 | 0 |
| Tax Revenues | | Deed Stamp Excise Tax | AFIR | 20350 | 10350 | rev10350 | | | | 63,774 | 60,976 |
| Tax Revenues | | Real Property Transfer Tax | AFIR | 20360 | 10360 | rev10360 | | | | 45,434 | 39,330 |
| Tax Revenues | | All other Tax Revenues | AFIR | 20380 | 10380 | rev10380 | | | | 0 | 0 |
| Federal Intergov. Revenues | | All Other Streets and Highways - exclude Powell bill | AFIR | 20020 | 10020 | fed10020 | | | | 0 | 0 |
| Federal Intergov. Revenues | | Airports | AFIR | 20030 | 10030 | fed10030 | | | | 0 | 0 |
| Federal Intergov. Revenues | | All Other Mass Transit: bus, rail systems, etc. | AFIR | 20040 | 10040 | fed10040 | | | | 0 | 0 |
| Federal Intergov. Revenues | | Education-Public School Building Capital Fund/Bond Fund/Lottery | AFIR | 20050 | 10050 | fed10050 | | | | 0 | 0 |
| Federal Intergov. Revenues | | Health (excluding Medicaid) | AFIR | 20060 | 10060 | fed10060 | | | | 0 | 0 |
| Federal Intergov. Revenues | | Mental Health (excluding Medicaid) | AFIR | 20070 | 10070 | fed10070 | | | | 0 | 0 |
| Federal Intergov. Revenues | | Hospitals (excluding Medicaid) | AFIR | 20080 | 10080 | fed10080 | | | | 0 | 0 |
| Federal Intergov. Revenues | | Human Services-all other including Social Services (excluding Medicaid) | AFIR | 20090 | 10090 | fed10090 | | | | 0 | 0 |
| Federal Intergov. Revenues | | Natural resources-Environmental Protection | AFIR | 20100 | 10100 | fed10100 | | | | 0 | 0 |
| Federal Intergov. Revenues | | Public Safety-Clerk of Superior Court facility fees, arrest fees & other court cost | AFIR | 20110 | 10110 | fed10110 | | | | 0 | 0 |
| Federal Intergov. Revenues | | All other Public Safety fees- Excluding Unauthorized substance tax and clerk of court facility fees | AFIR | 20130 | 10130 | fed10130 | | | | 0 | 0 |

| Label | Sub Label | Description | Source | Line1 | Line2 | Census | 2017 | 2016 | 2015 | 2014 | 2013 |
|----------------------------------|-----------|---|--------|-------|-------|----------|------|------|------|-----------|-----------|
| Federal Intergov. Revenues | | Economical and Physical development - Housing and Community Development, JTPA, Etc. | AFIR | 20170 | 10170 | fed10170 | | | | 0 | 0 |
| Federal Intergov. Revenues | | Water Supply System | AFIR | 20180 | 10180 | fed10180 | | | | 0 | 0 |
| Federal Intergov. Revenues | | Sewerage | AFIR | 20190 | 10190 | fed10190 | | | | 0 | 0 |
| Federal Intergov. Revenues | | Electric Power System - Other than the Franchise Tax on Electric Power received from the State Quarterly | AFIR | 20200 | 10200 | fed10200 | | | | 0 | 0 |
| Federal Intergov. Revenues | | Gas Supply System - Other than Excise Tax on Piped natural Gas received Quarterly from the State | AFIR | 20210 | 10210 | fed10210 | | | | 0 | 0 |
| Federal Intergov. Revenues | | Other Restricted support | AFIR | 20220 | 10220 | fed10220 | | | | 0 | 0 |
| Federal Intergov. Revenues | | Other Unrestricted support: Fed includes PILOT, All Quarterly Utility Franchise taxes(Excise Tax on Piped natural Gas to Cities, Franchise Tax o Electric Power to Cities, Sales Tax on Telecommunications Services to Cities, Sales Tax on Video Programming to Cities and Counties), Hold Harmless distributions, charge distribution, other unrestricted intergovernmental revenues. | AFIR | 20230 | 10230 | fed10230 | | | | 0 | 0 |
| Federal Intergov. Revenues | | Cultural and Recreation | AFIR | 20240 | 10240 | fed10240 | | | | 0 | 0 |
| State Intergovernmental Revenues | | Streets and Highways - Powell bill | AFIR | 20010 | 10010 | sta10010 | | | | 0 | 0 |
| State Intergovernmental Revenues | | All Other Streets and Highways - exclude Powell bill | AFIR | 20020 | 10020 | sta10020 | | | | 0 | 0 |
| State Intergovernmental Revenues | | Airports | AFIR | 20030 | 10030 | sta10030 | | | | 0 | 0 |
| State Intergovernmental Revenues | | All Other Mass Transit: bus, rail systems, etc. | AFIR | 20040 | 10040 | sta10040 | | | | 0 | 0 |
| State Intergovernmental Revenues | | Education-Public School Building Capital Fund/Bond Fund/Lottery | AFIR | 20050 | 10050 | sta10050 | | | | 0 | 559,350 |
| State Intergovernmental Revenues | | Health (excluding Medicaid) | AFIR | 20060 | 10060 | sta10060 | | | | 637,824 | 700,077 |
| State Intergovernmental Revenues | | Mental Health (excluding Medicaid) | AFIR | 20070 | 10070 | sta10070 | | | | 0 | 0 |
| State Intergovernmental Revenues | | Hospitals (excluding Medicaid) | AFIR | 20080 | 10080 | sta10080 | | | | 0 | 0 |
| State Intergovernmental Revenues | | Human Services-all other including Social Services (excluding Medicaid) | AFIR | 20090 | 10090 | sta10090 | | | | 2,098,533 | 2,306,712 |
| State Intergovernmental Revenues | | Natural resources-Environmental Protection | AFIR | 20100 | 10100 | sta10100 | | | | 0 | 0 |
| State Intergovernmental Revenues | | Public Safety-Clerk of Superior Court facility fees, arrest fees & other court cost | AFIR | 20110 | 10110 | sta10110 | | | | 28,309 | 26,909 |
| State Intergovernmental Revenues | | Unauthorized Substance Tax | AFIR | 20120 | 10120 | sta10120 | | | | 1,385 | 496 |

| Label | Sub Label | Description | Source | Line1 | Line2 | Census | 2017 | 2016 | 2015 | 2014 | 2013 |
|----------------------------------|-----------|---|--------|-------|-------|----------|------|------|------|---------|---------|
| State Intergovernmental Revenues | | All other Public Safety fees- Excluding Unauthorized substance tax and clerk of court facility fees | AFIR | 20130 | 10130 | sta10130 | | | | 581,799 | 371,346 |
| State Intergovernmental Revenues | | 911 Emergency Telephone Services Fund (ETST) Revenue (do not include interest) | AFIR | | 10150 | sta10150 | | | | 0 | 132,192 |
| State Intergovernmental Revenues | | Economical and Physical development - Housing and Community Development, JTPA, Etc. | AFIR | 20170 | 10170 | sta10170 | | | | 0 | 49,294 |
| State Intergovernmental Revenues | | Water Supply System | AFIR | 20180 | 10180 | sta10180 | | | | 0 | 0 |
| State Intergovernmental Revenues | | Sewerage | AFIR | 20190 | 10190 | sta10190 | | | | 0 | 0 |
| State Intergovernmental Revenues | | Electric Power System - Other than the Franchise Tax on Electric Power received from the State Quarterly | AFIR | 20200 | 10200 | sta10200 | | | | 0 | 0 |
| State Intergovernmental Revenues | | Gas Supply System - Other than Excise Tax on Piped natural Gas received Quarterly from the State | AFIR | 20210 | 10210 | sta10210 | | | | 0 | 0 |
| State Intergovernmental Revenues | | Other Restricted support | AFIR | 20220 | 10220 | sta10220 | | | | 12,550 | 0 |
| State Intergovernmental Revenues | | Other Unrestricted support: Fed includes PILOT, All Quarterly Utility Franchise taxes(Excise Tax on Piped natural Gas to Cities, Franchise Tax o Electric Power to Cities, Sales Tax on Telecommunications Services to Cities, Sales Tax on Video Programming to Cities and Counties), Hold Harmless distributions, charge distribution, other unrestricted intergovernmental revenues. | AFIR | 20230 | 10230 | sta10230 | | | | 85,232 | 406,670 |
| State Intergovernmental Revenues | | Cultural and Recreation | AFIR | 20240 | 10240 | sta10240 | | | | 0 | 0 |
| Intergovernmental Revenues | | Medicaid payments received for any function: Health, Mental Health, Social Services, Hospitals, etc. | AFIR | 20440 | 10440 | rev10440 | | | | 639,853 | 517,080 |
| Intergovernmental Revenues | | Medicaid payments received for ambulance and rescue squads | AFIR | 20840 | 10840 | rev10840 | | | | 104,887 | 126,521 |
| Local Intergov. Revenues | | Streets and Highways - Powell bill | AFIR | 20010 | 10010 | loc10010 | | | | 0 | 0 |
| Local Intergov. Revenues | | All Other Streets and Highways - exclude Powell bill | AFIR | 20020 | 10020 | loc10020 | | | | 0 | 0 |
| Local Intergov. Revenues | | Airports | AFIR | 20030 | 10030 | loc10030 | | | | 0 | 0 |
| Local Intergov. Revenues | | All Other Mass Transit: bus, rail systems, etc. | AFIR | 20040 | 10040 | loc10040 | | | | 0 | 0 |
| Local Intergov. Revenues | | Education-Public School Building Capital Fund/Bond Fund/Lottery | AFIR | 20050 | 10050 | loc10050 | | | | 0 | 0 |
| Local Intergov. Revenues | | Health (excluding Medicaid) | AFIR | 20060 | 10060 | loc10060 | | | | 0 | 0 |
| Local Intergov. Revenues | | Mental Health (excluding Medicaid) | AFIR | 20070 | 10070 | loc10070 | | | | 0 | 0 |
| Local Intergov. Revenues | | Hospitals (excluding Medicaid) | AFIR | 20080 | 10080 | loc10080 | | | | 0 | 0 |

| Label | Sub Label | Description | Source | Line1 | Line2 | Census | 2017 | 2016 | 2015 | 2014 | 2013 |
|--------------------------|-----------|---|--------|-------|-------|----------|------|------|------|--------|---------|
| Local Intergov. Revenues | | Human Services-all other including Social Services (excluding Medicaid) | AFIR | 20090 | 10090 | loc10090 | | | | 0 | 0 |
| Local Intergov. Revenues | | Natural resources-Environmental Protection | AFIR | 20100 | 10100 | loc10100 | | | | 0 | 0 |
| Local Intergov. Revenues | | Public Safety-Clerk of Superior Court facility fees, arrest fees & other court cost | AFIR | 20110 | 10110 | loc10110 | | | | 0 | 0 |
| Local Intergov. Revenues | | Unauthorized Substance Tax | AFIR | 20120 | 10120 | loc10120 | | | | 0 | 0 |
| Local Intergov. Revenues | | All other Public Safety fees- Excluding Unauthorized substance tax and clerk of court facility fees | AFIR | 20130 | 10130 | loc10130 | | | | 67,510 | 188,899 |
| Local Intergov. Revenues | | 911 Emergency Telephone Services Fund (ETST) Revenue (do not include interest) | AFIR | | 10150 | loc10150 | | | | 0 | 0 |
| Local Intergov. Revenues | | Economical and Physical development - Housing and Community Development, JTPA, Etc. | AFIR | 20170 | 10170 | loc10170 | | | | 0 | 0 |
| Local Intergov. Revenues | | Water Supply System | AFIR | 20180 | 10180 | loc10180 | | | | 0 | 0 |
| Local Intergov. Revenues | | Sewerage | AFIR | 20190 | 10190 | loc10190 | | | | 0 | 0 |
| Local Intergov. Revenues | | Electric Power System - Other than the Franchise Tax on Electric Power received from the State Quarterly | AFIR | 20200 | 10200 | loc10200 | | | | 0 | 0 |
| Local Intergov. Revenues | | Gas Supply System - Other than Excise Tax on Piped natural Gas received Quarterly from the State | AFIR | 20210 | 10210 | loc10210 | | | | 0 | 0 |
| Local Intergov. Revenues | | Other Restricted support | AFIR | 20220 | 10220 | loc10220 | | | | 0 | 11,655 |
| Local Intergov. Revenues | | Other Unrestricted support: Fed includes PILOT, All Quarterly Utility Franchise taxes(Excise Tax on Piped natural Gas to Cities, Franchise Tax o Electric Power to Cities, Sales Tax on Telecommunications Services to Cities, Sales Tax on Video Programming to Cities and Counties), Hold Harmless distributions, charge distribution, other unrestricted intergovernmental revenues. | AFIR | 20230 | 10230 | loc10230 | | | | 0 | 0 |
| Local Intergov. Revenues | | Cultural and Recreation | AFIR | 20240 | 10240 | loc10240 | | | | 0 | 0 |
| Sales & Service | | Airport | AFIR | 20450 | 10450 | rev10450 | | | | 0 | 0 |
| Sales & Service | | Hospital (exclude Medicaid and intergovernmental) | AFIR | 20460 | 10460 | rev10460 | | | | 0 | 0 |
| Sales & Service | | Housing project | AFIR | 20470 | 10470 | rev10470 | | | | 0 | 0 |
| Sales & Service | | Highways and roads (tunnels, bridges and ferries) | AFIR | 20480 | 10480 | rev10480 | | | | 0 | 0 |
| Sales & Service | | Environmental | AFIR | 20490 | 10490 | rev10490 | | | | 0 | 0 |
| Sales & Service | | Parking Revenues | AFIR | 20500 | 10500 | rev10500 | | | | 0 | 0 |
| Sales & Service | | Library Fees | AFIR | 20510 | 10510 | rev10510 | | | | 0 | 0 |

| Label | Sub Label | Description | Source | Line1 | Line2 | Census | 2017 | 2016 | 2015 | 2014 | 2013 |
|------------------|-----------|--|--------|-------|-------|----------|------|------|------|-----------|-----------|
| Sales & Service | | Park and Rec - including parks, golf, tennis, football, basketball, rec courses, etc. | AFIR | 20520 | 10520 | rev10520 | | | | 67,829 | 92,650 |
| Sales & Service | | Cultural - all except libraries and parks and rec listed elsewhere | AFIR | 20530 | 10530 | rev10530 | | | | 0 | 0 |
| Sales & Service | | Solid Waste - Collection and Landfill Fees | AFIR | 20540 | 10540 | rev10540 | | | | 625,241 | 0 |
| Sales & Service | | Mass Transit - Unit Operated | AFIR | 20550 | 10550 | rev10550 | | | | 387,434 | 840,663 |
| Sales & Service | | Ambulance and Rescue Squad charges (exclude Medicaid and intergovernmental listed above) | AFIR | 20560 | 10560 | rev10560 | | | | 623,949 | 860,581 |
| Sales & Service | | Health fees (exclude Medicaid and intergovernmental listed above) | AFIR | 20570 | 10570 | rev10570 | | | | 36,041 | 45,507 |
| Sales & Service | | Social Services fees (exclude Medicaid and intergovernmental listed above) | AFIR | 20580 | 10580 | rev10580 | | | | 19,994 | 50,661 |
| Sales & Service | | Mental Health fees (exclude Medicaid and intergovernmental listed above) | AFIR | 20590 | 10590 | rev10590 | | | | 0 | 0 |
| Sales & Service | | Public Safety | AFIR | 20600 | 10600 | rev10600 | | | | 350,408 | 417,508 |
| Sales & Service | | Inspection fees | AFIR | 20610 | 10610 | rev10610 | | | | 0 | 0 |
| Sales & Service | | Rents | AFIR | 20620 | 10620 | rev10620 | | | | 6,114 | 9,513 |
| Sales & Service | | Royalties | AFIR | 20630 | 10630 | rev10630 | | | | 0 | 0 |
| Sales & Service | | Other sales and service fees - Cemeteries, cable television, telephone utilities, Register of Deeds fees | AFIR | 20640 | 10640 | rev10640 | | | | 9,335 | 13,391 |
| Utility Revenues | | Water Supply System | AFIR | 20390 | 10390 | rev10390 | | | | 3,548,427 | 3,416,415 |
| Utility Revenues | | Sewer Charges | AFIR | 20400 | 10400 | rev10400 | | | | 0 | 0 |
| Utility Revenues | | Electric | AFIR | 20410 | 10410 | rev10410 | | | | 0 | 0 |
| Utility Revenues | | Gas | AFIR | 20420 | 10420 | rev10420 | | | | 0 | 0 |
| Utility Revenues | | Storm Water Fees | AFIR | 20430 | 10430 | rev10430 | | | | 0 | 0 |
| All Other | | Special Assessments | AFIR | 20650 | 10650 | rev10650 | | | | 0 | 0 |
| All Other | | Interest earnings-Bond Proceeds | AFIR | 20660 | 10660 | rev10660 | | | | 0 | 0 |
| All Other | | Interest Earnings on 911 Funds | AFIR | 20670 | 10670 | rev10670 | | | | 0 | 0 |
| All Other | | All other interest earnings | AFIR | 20680 | 10680 | rev10680 | | | | 5,214 | 1,150 |
| All Other | | 1 cent and 5 cent bottle tax | AFIR | 20690 | 10690 | rev10690 | | | | 2,854 | 2,570 |
| All Other | | ABC Mix drink Surcharge | AFIR | 20700 | 10700 | rev10700 | | | | 539 | 169 |
| All Other | | ABC Profit Distribution | AFIR | 20710 | 10710 | rev10710 | | | | 14,722 | 21,343 |
| All Other | | Building permits | AFIR | 20730 | 10730 | rev10730 | | | | 103,725 | 64,977 |

| Label | Sub Label | Description | Source | Line1 | Line2 | Census | 2017 | 2016 | 2015 | 2014 | 2013 |
|--------------------|---------------------------------|---|--------|-------|-------|-----------|------|------|------|---------|-----------|
| All Other | | Privilege Licenses- Occupational and Business | AFIR | 20720 | 10720 | rev10720 | | | | 660 | 140 |
| All Other | | other licenses | AFIR | 20750 | 10750 | rev10750 | | | | 0 | 0 |
| All Other | | other permits | AFIR | 20740 | 10740 | rev10740 | | | | 266,277 | 33,485 |
| All Other | | Private Contributions and Donations | AFIR | 20760 | 10760 | rev10760 | | | | 3,759 | 0 |
| All Other | | All other revenues not tax, intergovernmental, Utilities or sales and service included above | AFIR | 20770 | 10770 | rev10770 | | | | 336,499 | 938,163 |
| Transfers In | | Transfers-in from Other Funds | AFIR | 20780 | 10780 | rev10780 | | | | 833,829 | 860,666 |
| Misc. Revenues | | Proceeds of bonds, leases, install purchases, refunding bonds, etc. | AFIR | | 10790 | rev10790 | | | | 224,702 | 3,843,362 |
| Misc. Revenues | | Sale of property or other capital assets | AFIR | 20800 | 10800 | rev10800 | | | | 636 | 0 |
| Misc. Revenues | | Other financing Sources | AFIR | 20810 | 10810 | rev10810 | | | | 0 | 0 |
| Misc. Revenues | | Extraordinary Items (that add to net assets) | AFIR | 20820 | | rev20820 | | | | 0 | 0 |
| Misc. Revenues | | Contributed Capital from non-governmental entities that is not listed else where | AFIR | 20830 | | rev20830 | | | | 0 | 196,520 |
| Misc. Revenues | | Capital Contributions from other funds of the governments | AFIR | 20850 | | rev20850 | | | | 0 | 0 |
| General Government | Payments to Other Governments | Financial Administration-Finance, Budget, Tax, internal audit, treasury, purchasing, etc.-Pymts to Other Governments | AFIR | | 15000 | aexp15000 | | | | 0 | 0 |
| General Government | Payments to the State of NC | Financial Administration-Finance, Budget, Tax, internal audit, treasury, purchasing, etc.-Pymts to NC | AFIR | | 15000 | bexp15000 | | | | 0 | 0 |
| General Government | Operating and Other Expenses | Financial Administration-Finance, Budget, Tax, internal audit, treasury, purchasing, etc.-Operating | AFIR | | 15000 | cexp15000 | | | | 920,262 | 1,034,231 |
| General Government | Capital Outlay - Construction | Financial Administration-Finance, Budget, Tax, internal audit, treasury, purchasing, etc.-Capital Outlay Construction | AFIR | | 15000 | dexp15000 | | | | 0 | 0 |
| General Government | Capital Outlay - Purchased | Financial Administration-Finance, Budget, Tax, internal audit, treasury, purchasing, etc.-Capital Outlay Purchase | AFIR | | 15000 | eexp15000 | | | | 0 | 0 |
| General Government | Depreciation (Proprietary Fund) | Financial Administration-Finance, Budget, Tax, internal audit, treasury, purchasing, etc.-Depreciation | AFIR | | 15000 | fexp15000 | | | | | |
| General Government | Payments to Other Governments | Governing Body and Manager/Mayor/Clerk-Pymts to Other Governments | AFIR | | 15010 | aexp15010 | | | | 0 | 0 |
| General Government | Payments to the State of NC | Governing Body and Manager/Mayor/Clerk-Pymts to NC | AFIR | | 15010 | bexp15010 | | | | 0 | 0 |
| General Government | Operating and Other Expenses | Governing Body and Manager/Mayor/Clerk-Operating | AFIR | | 15010 | cexp15010 | | | | 261,255 | 66,631 |

| Label | Sub Label | Description | Source | Line1 | Line2 | Census | 2017 | 2016 | 2015 | 2014 | 2013 |
|--------------------|---------------------------------|--|--------|-------|-------|-----------|------|------|------|---------|---------|
| General Government | Capital Outlay - Construction | Governing Body and Manager/Mayor/Clerk-Capital Outlay Construction | AFIR | | 15010 | dexp15010 | | | | 0 | 0 |
| General Government | Capital Outlay - Purchased | Governing Body and Manager/Mayor/Clerk-Capital Outlay Purchase | AFIR | | 15010 | eexp15010 | | | | 0 | 0 |
| General Government | Depreciation (Proprietary Fund) | Governing Body and Manager/Mayor/Clerk-Depreciation | AFIR | | 15010 | fexp15010 | | | | | |
| General Government | Payments to Other Governments | Elections-Pymts to Other Governments | AFIR | | 15020 | aexp15020 | | | | 0 | 0 |
| General Government | Payments to the State of NC | Elections-Pymts to NC | AFIR | | 15020 | bexp15020 | | | | 0 | 0 |
| General Government | Operating and Other Expenses | Elections-Operating | AFIR | | 15020 | cexp15020 | | | | 161,810 | 153,012 |
| General Government | Capital Outlay - Construction | Elections-Capital Outlay Construction | AFIR | | 15020 | dexp15020 | | | | 0 | 0 |
| General Government | Capital Outlay - Purchased | Elections-Capital Outlay Purchase | AFIR | | 15020 | eexp15020 | | | | 0 | 0 |
| General Government | Depreciation (Proprietary Fund) | Elections-Depreciation | AFIR | | 15020 | fexp15020 | | | | | |
| General Government | Payments to Other Governments | General Public Buildings - construction, maintenance, and operation of governmental office buildings not relating to particular purpose - Report single purpose buildings at the purpose specified.- Pymts to Other Governments | AFIR | | 15030 | aexp15030 | | | | 0 | 0 |
| General Government | Payments to the State of NC | General Public Buildings - construction, maintenance, and operation of governmental office buildings not relating to particular purpose - Report single purpose buildings at the purpose specified.- Pymts to NC | AFIR | | 15030 | bexp15030 | | | | 0 | 0 |
| General Government | Operating and Other Expenses | General Public Buildings - construction, maintenance, and operation of governmental office buildings not relating to particular purpose - Report single purpose buildings at the purpose specified.- Operating | AFIR | | 15030 | cexp15030 | | | | 500,181 | 496,930 |
| General Government | Capital Outlay - Construction | General Public Buildings - construction, maintenance, and operation of governmental office buildings not relating to particular purpose - Report single purpose buildings at the purpose specified.- Capital Outlay Construction | AFIR | | 15030 | dexp15030 | | | | 0 | 0 |
| General Government | Capital Outlay - Purchased | General Public Buildings - construction, maintenance, and operation of governmental office buildings not relating to particular purpose - Report single purpose buildings at the purpose specified.- Capital Outlay Purchase | AFIR | | 15030 | eexp15030 | | | | 0 | 0 |

| Label | Sub Label | Description | Source | Line1 | Line2 | Census | 2017 | 2016 | 2015 | 2014 | 2013 |
|--------------------|---------------------------------|---|--------|-------|-------|-----------|------|------|------|---------|---------|
| General Government | Depreciation (Proprietary Fund) | General Public Buildings - construction, maintenance, and operation of governmental office buildings not relating to particular purpose - Report single purpose buildings at the purpose specified.- Depreciation | AFIR | | 15030 | fexp15030 | | | | | |
| General Government | Payments to Other Governments | Central Administration - other central administration not elsewhere recorded- Pymts to Other Governments | AFIR | | 15040 | aexp15040 | | | | 0 | 0 |
| General Government | Payments to the State of NC | Central Administration - other central administration not elsewhere recorded- Pymts to NC | AFIR | | 15040 | bexp15040 | | | | 0 | 0 |
| General Government | Operating and Other Expenses | Central Administration - other central administration not elsewhere recorded- Operating | AFIR | | 15040 | cexp15040 | | | | 0 | 0 |
| General Government | Capital Outlay - Construction | Central Administration - other central administration not elsewhere recorded- Capital Outlay Construction | AFIR | | 15040 | dexp15040 | | | | 0 | 0 |
| General Government | Capital Outlay - Purchased | Central Administration - other central administration not elsewhere recorded- Capital Outlay Purchase | AFIR | | 15040 | eexp15040 | | | | 0 | 0 |
| General Government | Depreciation (Proprietary Fund) | Central Administration - other central administration not elsewhere recorded- Depreciation | AFIR | | 15040 | fexp15040 | | | | | |
| General Government | Payments to Other Governments | All Other General Government-Pymts to Other Governments | AFIR | 25050 | 15050 | aexp15050 | | | | 0 | 0 |
| General Government | Payments to the State of NC | All Other General Government-Pymts to NC | AFIR | 25050 | 15050 | bexp15050 | | | | 0 | 0 |
| General Government | Operating and Other Expenses | All Other General Government- Operating | AFIR | 25050 | 15050 | cexp15050 | | | | 190,967 | 382,503 |
| General Government | Capital Outlay - Construction | All Other General Government-Capital Outlay Construction | AFIR | 25050 | 15050 | dexp15050 | | | | 0 | 0 |
| General Government | Capital Outlay - Purchased | All Other General Government-Capital Outlay Purchase | AFIR | 25050 | 15050 | eexp15050 | | | | 0 | 0 |
| General Government | Depreciation (Proprietary Fund) | All Other General Government- Depreciation | AFIR | 25050 | 15050 | fexp15050 | | | | 0 | 0 |
| General Government | Payments to Other Governments | Legal Services - Pmts to Other Governments | AFIR | 25120 | 15120 | aexp15120 | | | | 0 | 0 |
| General Government | Payments to the State of NC | Legal Services-Pmts to NC | AFIR | 25120 | 15120 | bexp15120 | | | | 0 | 0 |
| General Government | Operating and Other Expenses | Legal Services-Operating | AFIR | 25120 | 15120 | cexp15120 | | | | 0 | 37,134 |
| General Government | Capital Outlay - Construction | Legal Services-Capital Outlay Construction | AFIR | 25120 | 15120 | dexp15120 | | | | 0 | 0 |
| General Government | Capital Outlay - Purchased | Legal Services-Capital Outlay Purchase | AFIR | 25120 | 15120 | eexp15120 | | | | 0 | 0 |
| General Government | Depreciation (Proprietary Fund) | Legal Services-Depreciation | AFIR | 25120 | 15120 | fexp15120 | | | | | |
| General Government | Payments to Other Governments | Non-cash expenses for Compensated benefits such as leave, retiree health care, etc. - Pmts to Other Governments | AFIR | 25640 | | aexp25640 | | | | 0 | 0 |

| Label | Sub Label | Description | Source | Line1 | Line2 | Census | 2017 | 2016 | 2015 | 2014 | 2013 |
|--------------------|---------------------------------|---|--------|-------|-------|-----------|------|------|------|-----------|-----------|
| General Government | Payments to the State of NC | Non-cash expenses for Compensated benefits such as leave, retiree health care, etc. - Pmts to NC | AFIR | 25640 | | bexp25640 | | | | 0 | 0 |
| General Government | Operating and Other Expenses | Non-cash expenses for Compensated benefits such as leave, retiree health care, etc. - Operating | AFIR | 25640 | | cexp25640 | | | | 0 | 0 |
| General Government | Capital Outlay - Construction | Non-cash expenses for Compensated benefits such as leave, retiree health care, etc. - Capital Outlay Construction | AFIR | 25640 | | dexp25640 | | | | 0 | 0 |
| General Government | Capital Outlay - Purchased | Non-cash expenses for Compensated benefits such as leave, retiree health care, etc. - Capital Outlay Purchase | AFIR | 25640 | | eexp25640 | | | | 0 | 0 |
| General Government | Depreciation (Proprietary Fund) | Non-cash expenses for Compensated benefits such as leave, retiree health care, etc. - Depreciation | AFIR | 25640 | | fexp25640 | | | | 0 | 0 |
| Public Safety | Payments to Other Governments | Sheriff / Police and emergency management and communications-Pymts to other Governments | AFIR | 25060 | 15060 | aexp15060 | | | | 0 | 0 |
| Public Safety | Payments to the State of NC | Sheriff / Police and emergency management and communications-Pymts to NC | AFIR | 25060 | 15060 | bexp15060 | | | | 0 | 0 |
| Public Safety | Operating and Other Expenses | Sheriff / Police and emergency management and communications-Operating | AFIR | 25060 | 15060 | cexp15060 | | | | 2,822,202 | 1,826,772 |
| Public Safety | Capital Outlay - Construction | Sheriff / Police and emergency management and communications-Capital Outlay Construction | AFIR | 25060 | 15060 | dexp15060 | | | | 0 | 0 |
| Public Safety | Capital Outlay - Purchased | Sheriff / Police and emergency management and communications-Capital Outlay Purchase | AFIR | 25060 | 15060 | eexp15060 | | | | 0 | 98,224 |
| Public Safety | Depreciation (Proprietary Fund) | Sheriff / Police and emergency management and communications-Depreciation | AFIR | 25060 | 15060 | fexp15060 | | | | 0 | 0 |
| Public Safety | Payments to Other Governments | Emergency Telephone Services Fund (ETSF) (911 fund)-Pymts to other Governments | AFIR | 25070 | 15070 | aexp15070 | | | | 0 | 0 |
| Public Safety | Payments to the State of NC | Emergency Telephone Services Fund (ETSF) (911 fund)-Pymts to NC | AFIR | 25070 | 15070 | bexp15070 | | | | 0 | 0 |
| Public Safety | Operating and Other Expenses | Emergency Telephone Services Fund (ETSF) (911 fund)-Operating | AFIR | | 15070 | cexp15070 | | | | 0 | 169,040 |
| Public Safety | Capital Outlay - Construction | Emergency Telephone Services Fund (ETSF) (911 fund)-Capital Outlay Construction | AFIR | 25070 | 15070 | dexp15070 | | | | 0 | 0 |
| Public Safety | Capital Outlay - Purchased | Emergency Telephone Services Fund (ETSF) (911 fund)-Capital Outlay Purchase | AFIR | 25070 | 15070 | eexp15070 | | | | 0 | 0 |
| Public Safety | Depreciation (Proprietary Fund) | Emergency Telephone Services Fund (ETSF) (911 fund)-Depreciation | AFIR | 25070 | 15070 | fexp15070 | | | | 0 | 0 |
| Public Safety | Payments to Other Governments | Fire Protection-Pymts to other Governments | AFIR | 25080 | 15080 | aexp15080 | | | | 0 | 733,544 |
| Public Safety | Payments to the State of NC | Fire Protection-Pymts to NC | AFIR | 25080 | 15080 | bexp15080 | | | | 43,297 | 0 |

| Label | Sub Label | Description | Source | Line1 | Line2 | Census | 2017 | 2016 | 2015 | 2014 | 2013 |
|---------------|---------------------------------|---|--------|-------|-------|-----------|------|------|------|---------|-----------|
| Public Safety | Operating and Other Expenses | Fire Protection-Operating | AFIR | 25080 | 15080 | cexp15080 | | | | 62,000 | 0 |
| Public Safety | Capital Outlay - Construction | Fire Protection-Capital Outlay Construction | AFIR | 25080 | 15080 | dexp15080 | | | | 0 | 0 |
| Public Safety | Capital Outlay - Purchased | Fire Protection-Capital Outlay Purchase | AFIR | 25080 | 15080 | eexp15080 | | | | 0 | 0 |
| Public Safety | Depreciation (Proprietary Fund) | Fire Protection-Depreciation | AFIR | 25080 | 15080 | fexp15080 | | | | 0 | 0 |
| Public Safety | Payments to Other Governments | Inspections-Pymts to other Governments | AFIR | 25090 | 15090 | aexp15090 | | | | 0 | 0 |
| Public Safety | Payments to the State of NC | Inspections-Pymts to NC | AFIR | 25090 | 15090 | bexp15090 | | | | 0 | 0 |
| Public Safety | Operating and Other Expenses | Inspections-Operating | AFIR | 25090 | 15090 | cexp15090 | | | | 130,598 | 169,979 |
| Public Safety | Capital Outlay - Construction | Inspections-Capital Outlay Construction | AFIR | 25090 | 15090 | dexp15090 | | | | 0 | 0 |
| Public Safety | Capital Outlay - Purchased | Inspections-Capital Outlay Purchase | AFIR | 25090 | 15090 | eexp15090 | | | | 0 | 16,903 |
| Public Safety | Depreciation (Proprietary Fund) | Inspections-Depreciation | AFIR | 25090 | 15090 | fexp15090 | | | | 0 | 0 |
| Public Safety | Payments to Other Governments | Rescue units-Pymts to other Governments | AFIR | 25100 | 15100 | aexp15100 | | | | 0 | 48,800 |
| Public Safety | Payments to the State of NC | Rescue units-Pymts to NC | AFIR | 25100 | 15100 | bexp15100 | | | | 0 | 0 |
| Public Safety | Operating and Other Expenses | Rescue units-Operating | AFIR | 25100 | 15100 | cexp15100 | | | | 24,000 | 954,743 |
| Public Safety | Capital Outlay - Construction | Rescue units-Capital Outlay Construction | AFIR | 25100 | 15100 | dexp15100 | | | | 0 | 0 |
| Public Safety | Capital Outlay - Purchased | Rescue units-Capital Outlay Purchase | AFIR | 25100 | 15100 | eexp15100 | | | | 0 | 93,808 |
| Public Safety | Depreciation (Proprietary Fund) | Rescue units-Depreciation | AFIR | 25100 | 15100 | fexp15100 | | | | 0 | 0 |
| Public Safety | Payments to Other Governments | Court Facilities-Pymts to other Governments | AFIR | 25110 | 15110 | aexp15110 | | | | 0 | 0 |
| Public Safety | Payments to the State of NC | Court Facilities-Pymts to NC | AFIR | 25110 | 15110 | bexp15110 | | | | 0 | 0 |
| Public Safety | Operating and Other Expenses | Court Facilities-Operating | AFIR | 25110 | 15110 | cexp15110 | | | | 13,304 | 16,479 |
| Public Safety | Capital Outlay - Construction | Court Facilities-Capital Outlay Construction | AFIR | 25110 | 15110 | dexp15110 | | | | 0 | 0 |
| Public Safety | Capital Outlay - Purchased | Court Facilities-Capital Outlay Purchase | AFIR | 25110 | 15110 | eexp15110 | | | | 0 | 0 |
| Public Safety | Depreciation (Proprietary Fund) | Court Facilities-Depreciation | AFIR | 25110 | 15110 | fexp15110 | | | | 0 | 0 |
| Public Safety | Payments to Other Governments | Jail / Correctional Institutions-Pymts to other Governments | AFIR | 25130 | 15130 | aexp15130 | | | | 0 | 0 |
| Public Safety | Payments to the State of NC | Jail / Correctional Institutions-Pymts to NC | AFIR | 25130 | 15130 | bexp15130 | | | | 0 | 0 |
| Public Safety | Operating and Other Expenses | Jail / Correctional Institutions-Operating | AFIR | 25130 | 15130 | cexp15130 | | | | 932,751 | 1,059,483 |

| Label | Sub Label | Description | Source | Line1 | Line2 | Census | 2017 | 2016 | 2015 | 2014 | 2013 |
|----------------|---------------------------------|---|--------|-------|-------|-----------|------|------|------|--------|---------|
| Public Safety | Capital Outlay - Construction | Jail / Correctional Institutions-Capital Outlay Construction | AFIR | 25130 | 15130 | dexp15130 | | | | 0 | 407,807 |
| Public Safety | Capital Outlay - Purchased | Jail / Correctional Institutions-Capital Outlay Purchase | AFIR | 25130 | 15130 | eexp15130 | | | | 0 | 0 |
| Public Safety | Depreciation (Proprietary Fund) | Jail / Correctional Institutions-Depreciation | AFIR | 25130 | 15130 | fexp15130 | | | | 0 | 0 |
| Public Safety | Payments to Other Governments | Other Jail / Correctional Activities-Pymts to other Governments | AFIR | 25140 | 15140 | aexp15140 | | | | 0 | 0 |
| Public Safety | Payments to the State of NC | Other Jail / Correctional Activities-Pymts to NC | AFIR | 25140 | 15140 | bexp15140 | | | | 0 | 0 |
| Public Safety | Operating and Other Expenses | Other Jail / Correctional Activities-Operating | AFIR | 25140 | 15140 | cexp15140 | | | | 0 | 0 |
| Public Safety | Capital Outlay - Construction | Other Jail / Correctional Activities-Capital Outlay Construction | AFIR | 25140 | 15140 | dexp15140 | | | | 0 | 0 |
| Public Safety | Capital Outlay - Purchased | Other Jail / Correctional Activities-Capital Outlay Purchase | AFIR | 25140 | 15140 | eexp15140 | | | | 0 | 0 |
| Public Safety | Depreciation (Proprietary Fund) | Other Jail / Correctional Activities-Depreciation | AFIR | 25140 | 15140 | fexp15140 | | | | 0 | 0 |
| Public Safety | Payments to Other Governments | All other Judicial and Public Safety including animal control-Pymts to other Governments | AFIR | 25150 | 15150 | aexp15150 | | | | 0 | 0 |
| Public Safety | Payments to the State of NC | All other Judicial and Public Safety including animal control-Pymts to NC | AFIR | 25150 | 15150 | bexp15150 | | | | 0 | 0 |
| Public Safety | Operating and Other Expenses | All other Judicial and Public Safety including animal control-Operating | AFIR | 25150 | 15150 | cexp15150 | | | | 10,400 | 6,565 |
| Public Safety | Capital Outlay - Construction | All other Judicial and Public Safety including animal control-Capital Outlay Construction | AFIR | 25150 | 15150 | dexp15150 | | | | 0 | 0 |
| Public Safety | Capital Outlay - Purchased | All other Judicial and Public Safety including animal control-Capital Outlay Purchase | AFIR | 25150 | 15150 | eexp15150 | | | | 0 | 0 |
| Public Safety | Depreciation (Proprietary Fund) | All other Judicial and Public Safety including animal control-Depreciation | AFIR | 25150 | 15150 | fexp15150 | | | | 0 | 0 |
| Transportation | Payments to Other Governments | Streets & Highways - all other except Powell bill-Pymts to other Governments | AFIR | 25160 | 15160 | aexp15160 | | | | 0 | 0 |
| Transportation | Payments to the State of NC | Streets & Highways - all other except Powell bill-Pymts to NC | AFIR | 25160 | 15160 | bexp15160 | | | | 0 | 0 |
| Transportation | Operating and Other Expenses | Streets & Highways - all other except Powell bill-Operating | AFIR | 25160 | 15160 | cexp15160 | | | | 0 | 0 |
| Transportation | Capital Outlay - Construction | Streets & Highways - all other except Powell bill-Capital Outlay Construction | AFIR | 25160 | 15160 | dexp15160 | | | | 0 | 0 |
| Transportation | Capital Outlay - Purchased | Streets & Highways - all other except Powell bill-Capital Outlay Purchase | AFIR | 25160 | 15160 | eexp15160 | | | | 0 | 0 |
| Transportation | Depreciation (Proprietary Fund) | Streets & Highways - all other except Powell bill-Depreciation | AFIR | 25160 | 15160 | fexp15160 | | | | 0 | 0 |
| Transportation | Payments to Other Governments | Streets & Highways - Powell bill - Pymts to other Governments | AFIR | 25170 | 15170 | aexp15170 | | | | 0 | 0 |
| Transportation | Payments to the State of NC | Streets & Highways - Powell bill - Pymts to NC | AFIR | 25170 | 15170 | bexp15170 | | | | 0 | 0 |

| Label | Sub Label | Description | Source | Line1 | Line2 | Census | 2017 | 2016 | 2015 | 2014 | 2013 |
|----------------|---------------------------------|--|--------|-------|-------|-----------|------|------|------|---------|---------|
| Transportation | Operating and Other Expenses | Streets & Highways - Powell bill - Operating | AFIR | 25170 | 15170 | cexp15170 | | | | 0 | 0 |
| Transportation | Capital Outlay - Construction | Streets & Highways - Powell bill - Capital Outlay Construction | AFIR | 25170 | 15170 | dexp15170 | | | | 0 | 0 |
| Transportation | Capital Outlay - Purchased | Streets & Highways - Powell bill - Capital Outlay Purchase | AFIR | 25170 | 15170 | eexp15170 | | | | 0 | 0 |
| Transportation | Depreciation (Proprietary Fund) | Streets & Highways - Powell bill - Depreciation | AFIR | 25170 | 15170 | fexp15170 | | | | 0 | 0 |
| Transportation | Payments to Other Governments | Mass Transit Bus, commuter rail, light rail, or subway systems-Pymts to other Governments | AFIR | 25180 | 15180 | aexp15180 | | | | 0 | 0 |
| Transportation | Payments to the State of NC | Mass Transit Bus, commuter rail, light rail, or subway systems-Pymts to NC | AFIR | 25180 | 15180 | bexp15180 | | | | 0 | 0 |
| Transportation | Operating and Other Expenses | Mass Transit Bus, commuter rail, light rail, or subway systems-Operating | AFIR | 25180 | 15180 | cexp15180 | | | | 346,163 | 418,308 |
| Transportation | Capital Outlay - Construction | Mass Transit Bus, commuter rail, light rail, or subway systems-Capital Outlay Construction | AFIR | 25180 | 15180 | dexp15180 | | | | 0 | 0 |
| Transportation | Capital Outlay - Purchased | Mass Transit Bus, commuter rail, light rail, or subway systems-Capital Outlay Purchase | AFIR | 25180 | 15180 | eexp15180 | | | | 0 | 0 |
| Transportation | Depreciation (Proprietary Fund) | Mass Transit Bus, commuter rail, light rail, or subway systems-Depreciation | AFIR | 25180 | 15180 | fexp15180 | | | | 55,685 | 54,877 |
| Transportation | Payments to Other Governments | Airport-Pymts to other Governments | AFIR | 25190 | 15190 | aexp15190 | | | | 0 | 0 |
| Transportation | Payments to the State of NC | Airport-Pymts to NC | AFIR | 25190 | 15190 | bexp15190 | | | | 0 | 0 |
| Transportation | Operating and Other Expenses | Airport-Operating | AFIR | 25190 | 15190 | cexp15190 | | | | 0 | 0 |
| Transportation | Capital Outlay - Construction | Airport-Capital Outlay Construction | AFIR | 25190 | 15190 | dexp15190 | | | | 0 | 0 |
| Transportation | Capital Outlay - Purchased | Airport-Capital Outlay Purchase | AFIR | 25190 | 15190 | eexp15190 | | | | 0 | 0 |
| Transportation | Depreciation (Proprietary Fund) | Airport-Depreciation | AFIR | 25190 | 15190 | fexp15190 | | | | 0 | 0 |
| Transportation | Payments to Other Governments | Sea and inland port facilities-Pymts to other Governments | AFIR | 25200 | 15200 | aexp15200 | | | | 0 | 0 |
| Transportation | Payments to the State of NC | Sea and inland port facilities-Pymts to NC | AFIR | 25200 | 15200 | bexp15200 | | | | 0 | 0 |
| Transportation | Operating and Other Expenses | Sea and inland port facilities-Operating | AFIR | 25200 | 15200 | cexp15200 | | | | 0 | 0 |
| Transportation | Capital Outlay - Construction | Sea and inland port facilities-Capital Outlay Construction | AFIR | 25200 | 15200 | dexp15200 | | | | 0 | 0 |
| Transportation | Capital Outlay - Purchased | Sea and inland port facilities-Capital Outlay Purchase | AFIR | 25200 | 15200 | eexp15200 | | | | 0 | 0 |
| Transportation | Depreciation (Proprietary Fund) | Sea and inland port facilities-Depreciation | AFIR | 25200 | 15200 | fexp15200 | | | | 0 | 0 |
| Transportation | Payments to Other Governments | Parking Facilities - garages, parking lots, and all purchases and maintenance of meters, etc.-Pymts to other Governments | AFIR | 25210 | 15210 | aexp15210 | | | | 0 | 0 |

| Label | Sub Label | Description | Source | Line1 | Line2 | Census | 2017 | 2016 | 2015 | 2014 | 2013 |
|----------------|---------------------------------|--|--------|-------|-------|-----------|------|------|------|-----------|-----------|
| Transportation | Payments to the State of NC | Parking Facilities - garages, parking lots, and all purchases and maintenance of meters, etc.-Pymts to NC | AFIR | 25210 | 15210 | bexp15210 | | | | 0 | 0 |
| Transportation | Operating and Other Expenses | Parking Facilities - garages, parking lots, and all purchases and maintenance of meters, etc.-Operating | AFIR | 25210 | 15210 | cexp15210 | | | | 0 | 0 |
| Transportation | Capital Outlay - Construction | Parking Facilities - garages, parking lots, and all purchases and maintenance of meters, etc.-Capital Outlay Construction | AFIR | 25210 | 15210 | dexp15210 | | | | 0 | 0 |
| Transportation | Capital Outlay - Purchased | Parking Facilities - garages, parking lots, and all purchases and maintenance of meters, etc.-Capital Outlay Purchase | AFIR | 25210 | 15210 | eexp15210 | | | | 0 | 0 |
| Transportation | Depreciation (Proprietary Fund) | Parking Facilities - garages, parking lots, and all purchases and maintenance of meters, etc.-Depreciation | AFIR | 25210 | 15210 | fexp15210 | | | | 0 | 0 |
| Transportation | Payments to Other Governments | All other transportation-Pymts to other Governments | AFIR | 25220 | 15220 | aexp15220 | | | | 0 | 0 |
| Transportation | Payments to the State of NC | All other transportation-Pymts to NC | AFIR | 25220 | 15220 | bexp15220 | | | | 0 | 0 |
| Transportation | Operating and Other Expenses | All other transportation-Operating | AFIR | 25220 | 15220 | cexp15220 | | | | 0 | 0 |
| Transportation | Capital Outlay - Construction | All other transportation-Capital Outlay Construction | AFIR | 25220 | 15220 | dexp15220 | | | | 0 | 0 |
| Transportation | Capital Outlay - Purchased | All other transportation-Capital Outlay Purchase | AFIR | 25220 | 15220 | eexp15220 | | | | 0 | 0 |
| Transportation | Depreciation (Proprietary Fund) | All other transportation-Depreciation | AFIR | 25220 | 15220 | fexp15220 | | | | 0 | 0 |
| Education | Payments to Other Governments | School - All educational expenditures for K thru high school including current expense, capital outlay, timber receipts, teacher supplements, etc.-Pymts to other Governments | AFIR | 25380 | 15380 | aexp15380 | | | | 2,655,201 | 2,267,004 |
| Education | Payments to the State of NC | School - All educational expenditures for K thru high school including current expense, capital outlay, timber receipts, teacher supplements, etc.-Pymts to NC | AFIR | 25380 | 15380 | bexp15380 | | | | 0 | 0 |
| Education | Operating and Other Expenses | School - All educational expenditures for K thru high school including current expense, capital outlay, timber receipts, teacher supplements, etc.-Operating | AFIR | 25380 | 15380 | cexp15380 | | | | 0 | 0 |
| Education | Capital Outlay - Construction | School - All educational expenditures for K thru high school including current expense, capital outlay, timber receipts, teacher supplements, etc.-Capital Outlay Construction | AFIR | 25380 | 15380 | dexp15380 | | | | 0 | 1,079,103 |

| Label | Sub Label | Description | Source | Line1 | Line2 | Census | 2017 | 2016 | 2015 | 2014 | 2013 |
|----------------|---------------------------------|---|--------|-------|-------|-----------|------|------|------|-----------|-----------|
| Education | Capital Outlay - Purchased | School - All educational expenditures for K thru high school including current expense, capital outlay, timber receipts, teacher supplements, etc.- Capital Outlay Purchase | AFIR | 25380 | 15380 | eexp15380 | | | | 0 | 486,286 |
| Education | Depreciation (Proprietary Fund) | School - All educational expenditures for K thru high school including current expense, capital outlay, timber receipts, teacher supplements, etc.- Depreciation | AFIR | 25380 | 15380 | fexp15380 | | | | 0 | 0 |
| Education | Payments to Other Governments | Community College - All educational expenditures to a State Community College including current expense, capital outlay, etc.-Pymts to other Governments | AFIR | 25390 | 15390 | aexp15390 | | | | 230,000 | 227,000 |
| Education | Payments to the State of NC | Community College - All educational expenditures to a State Community College including current expense, capital outlay, etc.-Pymts to NC | AFIR | 25410 | 15390 | bexp15390 | | | | 0 | 0 |
| Education | Operating and Other Expenses | Community College - All educational expenditures to a State Community College including current expense, capital outlay, etc.-Operating | AFIR | 25430 | 15390 | cexp15390 | | | | 0 | 0 |
| Education | Capital Outlay - Construction | Community College - All educational expenditures to a State Community College including current expense, capital outlay, etc.-Capital Outlay Construction | AFIR | 25450 | 15390 | dexp15390 | | | | 0 | 0 |
| Education | Capital Outlay - Purchased | Community College - All educational expenditures to a State Community College including current expense, capital outlay, etc.-Capital Outlay Purchase | AFIR | 25470 | 15390 | eexp15390 | | | | 0 | 0 |
| Education | Depreciation (Proprietary Fund) | Community College - All educational expenditures to a State Community College including current expense, capital outlay, etc.-Depreciation | AFIR | 25490 | 15390 | fexp15390 | | | | 0 | 0 |
| Human Services | Payments to Other Governments | Health-Pymts to other Governments | AFIR | 25230 | 15230 | aexp15230 | | | | 0 | 0 |
| Human Services | Payments to the State of NC | Health-Pymts to NC | AFIR | 25230 | 15230 | bexp15230 | | | | 0 | 0 |
| Human Services | Operating and Other Expenses | Health-Operating | AFIR | 25230 | 15230 | cexp15230 | | | | 1,457,494 | 1,603,323 |
| Human Services | Capital Outlay - Construction | Health-Capital Outlay Construction | AFIR | 25230 | 15230 | dexp15230 | | | | 0 | 0 |
| Human Services | Capital Outlay - Purchased | Health-Capital Outlay Purchase | AFIR | 25230 | 15230 | eexp15230 | | | | 0 | 0 |
| Human Services | Depreciation (Proprietary Fund) | Health-Depreciation | AFIR | 25230 | 15230 | fexp15230 | | | | 0 | 0 |
| Human Services | Payments to Other Governments | Mental Health-Pymts to other Governments | AFIR | 25240 | 15240 | aexp15240 | | | | 0 | 0 |
| Human Services | Payments to the State of NC | Mental Health-Pymts to NC | AFIR | 25240 | 15240 | bexp15240 | | | | 0 | 0 |

| Label | Sub Label | Description | Source | Line1 | Line2 | Census | 2017 | 2016 | 2015 | 2014 | 2013 |
|----------------|---------------------------------|---|--------|-------|-------|-----------|------|------|------|-----------|-----------|
| Human Services | Operating and Other Expenses | Mental Health-Operating | AFIR | 25240 | 15240 | cexp15240 | | | | 24,800 | 4,800 |
| Human Services | Capital Outlay - Construction | Mental Health-Capital Outlay Construction | AFIR | 25240 | 15240 | dexp15240 | | | | 0 | 0 |
| Human Services | Capital Outlay - Purchased | Mental Health-Capital Outlay Purchase | AFIR | 25240 | 15240 | eexp15240 | | | | 0 | 0 |
| Human Services | Depreciation (Proprietary Fund) | Mental Health-Depreciation | AFIR | 25240 | 15240 | fexp15240 | | | | 0 | 0 |
| Human Services | Payments to Other Governments | TANF Payment paid to DHR-Pymts to other Governments | AFIR | 25250 | 15250 | aexp15250 | | | | | |
| Human Services | Payments to the State of NC | TANF Payment paid to DHR-Pymts to NC | AFIR | 25250 | 15250 | bexp15250 | | | | 0 | 0 |
| Human Services | Operating and Other Expenses | TANF Payment paid to DHR-Operating | AFIR | 25250 | 15250 | cexp15250 | | | | | |
| Human Services | Capital Outlay - Construction | TANF Payment paid to DHR-Capital Outlay Construction | AFIR | 25250 | 15250 | dexp15250 | | | | | |
| Human Services | Capital Outlay - Purchased | TANF Payment paid to DHR-Capital Outlay Purchase | AFIR | 25250 | 15250 | eexp15250 | | | | | |
| Human Services | Depreciation (Proprietary Fund) | TANF Payment paid to DHR-Depreciation | AFIR | 25250 | 15250 | fexp15250 | | | | | |
| Human Services | Payments to Other Governments | Special Assistance to Adults paid to DHR-Pymts to other Governments | AFIR | 25260 | 15260 | aexp15260 | | | | | |
| Human Services | Payments to the State of NC | Special Assistance to Adults paid to DHR-Pymts to NC | AFIR | 25260 | 15260 | bexp15260 | | | | 0 | 0 |
| Human Services | Operating and Other Expenses | Special Assistance to Adults paid to DHR-Operating | AFIR | 25260 | 15260 | cexp15260 | | | | | |
| Human Services | Capital Outlay - Construction | Special Assistance to Adults paid to DHR-Capital Outlay Construction | AFIR | 25260 | 15260 | dexp15260 | | | | | |
| Human Services | Capital Outlay - Purchased | Special Assistance to Adults paid to DHR-Capital Outlay Purchase | AFIR | 25260 | 15260 | eexp15260 | | | | | |
| Human Services | Depreciation (Proprietary Fund) | Special Assistance to Adults paid to DHR-Depreciation | AFIR | 25260 | 15260 | fexp15260 | | | | | |
| Human Services | Payments to Other Governments | All other Social Services - administration-Pymts to other Governments | AFIR | 25270 | 15270 | aexp15270 | | | | 0 | 0 |
| Human Services | Payments to the State of NC | All other Social Services - administration-Pymts to NC | AFIR | 25270 | 15270 | bexp15270 | | | | 0 | 0 |
| Human Services | Operating and Other Expenses | All other Social Services - administration-Operating | AFIR | 25270 | 15270 | cexp15270 | | | | 1,837,979 | 1,947,450 |
| Human Services | Capital Outlay - Construction | All other Social Services - administration-Capital Outlay Construction | AFIR | 25270 | 15270 | dexp15270 | | | | 0 | 0 |
| Human Services | Capital Outlay - Purchased | All other Social Services - administration-Capital Outlay Purchase | AFIR | 25270 | 15270 | eexp15270 | | | | 0 | 0 |
| Human Services | Depreciation (Proprietary Fund) | All other Social Services - administration-Depreciation | AFIR | 25270 | 15270 | fexp15270 | | | | 0 | 0 |
| Human Services | Payments to Other Governments | All other Social Services - direct assistance programs-Pymts to other Governments | AFIR | 25280 | 15280 | aexp15280 | | | | | |
| Human Services | Payments to the State of NC | All other Social Services - direct assistance programs-Pymts to NC | AFIR | 25280 | 15280 | bexp15280 | | | | | |

| Label | Sub Label | Description | Source | Line1 | Line2 | Census | 2017 | 2016 | 2015 | 2014 | 2013 |
|----------------|---------------------------------|--|--------|-------|-------|-----------|------|------|------|-----------|-----------|
| Human Services | Operating and Other Expenses | All other Social Services - direct assistance programs-Operating | AFIR | 25280 | 15280 | cexp15280 | | | | 1,607,122 | 1,831,210 |
| Human Services | Capital Outlay - Construction | All other Social Services - direct assistance programs-Capital Outlay Construction | AFIR | 25280 | 15280 | dexp15280 | | | | | |
| Human Services | Capital Outlay - Purchased | All other Social Services - direct assistance programs-Capital Outlay Purchase | AFIR | 25280 | 15280 | eexp15280 | | | | | |
| Human Services | Depreciation (Proprietary Fund) | All other Social Services - direct assistance programs-Depreciation | AFIR | 25280 | 15280 | fexp15280 | | | | | |
| Human Services | Payments to Other Governments | Hospitals- Owed by your unit of government-Pymts to other Governments | AFIR | 25290 | 15290 | aexp15290 | | | | 0 | 0 |
| Human Services | Payments to the State of NC | Hospitals- Owed by your unit of government-Pymts to NC | AFIR | 25290 | 15290 | bexp15290 | | | | 0 | 0 |
| Human Services | Operating and Other Expenses | Hospitals- Owed by your unit of government-Operating | AFIR | 25290 | 15290 | cexp15290 | | | | 0 | 0 |
| Human Services | Capital Outlay - Construction | Hospitals- Owed by your unit of government-Capital Outlay Construction | AFIR | 25290 | 15290 | dexp15290 | | | | 0 | 0 |
| Human Services | Capital Outlay - Purchased | Hospitals- Owed by your unit of government-Capital Outlay Purchase | AFIR | 25290 | 15290 | eexp15290 | | | | 0 | 0 |
| Human Services | Depreciation (Proprietary Fund) | Hospitals- Owed by your unit of government-Depreciation | AFIR | 25290 | 15290 | fexp15290 | | | | 0 | 0 |
| Human Services | Payments to Other Governments | Private Hospitals-Pymts to other Governments | AFIR | 25300 | 15300 | aexp15300 | | | | 0 | 0 |
| Human Services | Payments to the State of NC | Private Hospitals-Pymts to NC | AFIR | 25300 | 15300 | bexp15300 | | | | 0 | 0 |
| Human Services | Operating and Other Expenses | Private Hospitals-Operating | AFIR | 25300 | 15300 | cexp15300 | | | | 0 | 0 |
| Human Services | Capital Outlay - Construction | Private Hospitals-Capital Outlay Construction | AFIR | 25300 | 15300 | dexp15300 | | | | 0 | 0 |
| Human Services | Capital Outlay - Purchased | Private Hospitals-Capital Outlay Purchase | AFIR | 25300 | 15300 | eexp15300 | | | | 0 | 0 |
| Human Services | Depreciation (Proprietary Fund) | Private Hospitals-Depreciation | AFIR | 25300 | 15300 | fexp15300 | | | | 0 | 0 |
| Human Services | Payments to Other Governments | All Other Human Services including Legal Aid-Pymts to other Governments | AFIR | 25310 | 15310 | aexp15310 | | | | 0 | 0 |
| Human Services | Payments to the State of NC | All Other Human Services including Legal Aid-Pymts to other Governments | AFIR | 25310 | 15310 | bexp15310 | | | | 0 | 0 |
| Human Services | Operating and Other Expenses | All Other Human Services including Legal Aid-Operating | AFIR | 25310 | 15310 | cexp15310 | | | | 335,650 | 332,988 |
| Human Services | Capital Outlay - Construction | All Other Human Services including Legal Aid-Capital Outlay Construction | AFIR | 25310 | 15310 | dexp15310 | | | | 0 | 0 |
| Human Services | Capital Outlay - Purchased | All Other Human Services including Legal Aid-Capital Outlay Purchase | AFIR | 25310 | 15310 | eexp15310 | | | | 0 | 0 |
| Human Services | Depreciation (Proprietary Fund) | All Other Human Services including Legal Aid-Depreciation | AFIR | 25310 | 15310 | fexp15310 | | | | 0 | 0 |
| Utility | Payments to Other Governments | Water Supply System-Pymts to other Governments | AFIR | 25320 | 15320 | aexp15320 | | | | 0 | 0 |

| Label | Sub Label | Description | Source | Line1 | Line2 | Census | 2017 | 2016 | 2015 | 2014 | 2013 |
|---------|---------------------------------|---|--------|-------|-------|-----------|------|------|------|-----------|-----------|
| Utility | Payments to the State of NC | Water Supply System-Pymts to NC | AFIR | 25320 | 15320 | bexp15320 | | | | 0 | 0 |
| Utility | Operating and Other Expenses | Water Supply System-Operating | AFIR | 25320 | 15320 | cexp15320 | | | | 1,599,261 | 1,987,332 |
| Utility | Capital Outlay - Construction | Water Supply System-Capital Outlay Construction | AFIR | 25320 | 15320 | dexp15320 | | | | 0 | 0 |
| Utility | Capital Outlay - Purchased | Water Supply System-Capital Outlay Purchase | AFIR | 25320 | 15320 | eexp15320 | | | | 0 | 0 |
| Utility | Depreciation (Proprietary Fund) | Water Supply System-Depreciation | AFIR | 25320 | 15320 | fexp15320 | | | | 895,012 | 934,751 |
| Utility | Payments to Other Governments | Sewerage Systems-Pymts to other Governments | AFIR | 25330 | 15330 | aexp15330 | | | | 0 | 0 |
| Utility | Payments to the State of NC | Sewerage Systems-Pymts to NC | AFIR | 25330 | 15330 | bexp15330 | | | | 0 | 0 |
| Utility | Operating and Other Expenses | Sewerage Systems-Operating | AFIR | 25330 | 15330 | cexp15330 | | | | 0 | 0 |
| Utility | Capital Outlay - Construction | Sewerage Systems-Capital Outlay Construction | AFIR | 25330 | 15330 | dexp15330 | | | | 0 | 0 |
| Utility | Capital Outlay - Purchased | Sewerage Systems-Capital Outlay Purchase | AFIR | 25330 | 15330 | eexp15330 | | | | 0 | 0 |
| Utility | Depreciation (Proprietary Fund) | Sewerage Systems-Depreciation | AFIR | 25330 | 15330 | fexp15330 | | | | 0 | 0 |
| Utility | Payments to Other Governments | Electric Supply Systems-Pymts to other Governments | AFIR | 25340 | 15340 | aexp15340 | | | | 0 | 0 |
| Utility | Payments to the State of NC | Electric Supply Systems-Pymts to NC | AFIR | 25340 | 15340 | bexp15340 | | | | 0 | 0 |
| Utility | Operating and Other Expenses | Electric Supply Systems-Operating | AFIR | 25340 | 15340 | cexp15340 | | | | 0 | 0 |
| Utility | Capital Outlay - Construction | Electric Supply Systems-Capital Outlay Construction | AFIR | 25340 | 15340 | dexp15340 | | | | 0 | 0 |
| Utility | Capital Outlay - Purchased | Electric Supply Systems-Capital Outlay Purchase | AFIR | 25340 | 15340 | eexp15340 | | | | 0 | 0 |
| Utility | Depreciation (Proprietary Fund) | Electric Supply Systems-Depreciation | AFIR | 25340 | 15340 | fexp15340 | | | | 0 | 0 |
| Utility | Payments to Other Governments | Natural gas supply system-Pymts to other Governments | AFIR | 25350 | 15350 | aexp15350 | | | | 0 | 0 |
| Utility | Payments to the State of NC | Natural gas supply system-Pymts to NC | AFIR | 25350 | 15350 | bexp15350 | | | | 0 | 0 |
| Utility | Operating and Other Expenses | Natural gas supply system-Operating | AFIR | 25350 | 15350 | cexp15350 | | | | 0 | 0 |
| Utility | Capital Outlay - Construction | Natural gas supply system-Capital Outlay Construction | AFIR | 25350 | 15350 | dexp15350 | | | | 0 | 0 |
| Utility | Capital Outlay - Purchased | Natural gas supply system-Capital Outlay Purchase | AFIR | 25350 | 15350 | eexp15350 | | | | 0 | 0 |
| Utility | Depreciation (Proprietary Fund) | Natural gas supply system-Depreciation | AFIR | 25350 | 15350 | fexp15350 | | | | 0 | 0 |
| Utility | Payments to Other Governments | Storm Water-Pymts to other Governments | AFIR | 25360 | 15360 | aexp15360 | | | | 0 | 0 |
| Utility | Payments to the State of NC | Storm Water-Pymts to NC | AFIR | 25360 | 15360 | bexp15360 | | | | 0 | 0 |

| Label | Sub Label | Description | Source | Line1 | Line2 | Census | 2017 | 2016 | 2015 | 2014 | 2013 |
|--------------|---------------------------------|--|--------|-------|-------|-------------------|------|------|------|---------|---------|
| Utility | Operating and Other Expenses | Storm Water-Operating | AFIR | 25360 | 15360 | cexp15360 | | | | 0 | 0 |
| Utility | Capital Outlay - Construction | Storm Water-Capital Outlay Construction | AFIR | 25360 | 15360 | dexp15360 | | | | 0 | 0 |
| Utility | Capital Outlay - Purchased | Storm Water-Capital Outlay Purchase | AFIR | 25360 | 15360 | eexp15360 | | | | 0 | 0 |
| Utility | Depreciation (Proprietary Fund) | Storm Water-Depreciation | AFIR | 25360 | 15360 | fexp15360 | | | | 0 | 0 |
| Utility | Payments to Other Governments | All Other utilities - cemeteries-Pymts to other Governments | AFIR | 25370 | 15370 | aexp15370 | | | | 0 | 0 |
| Utility | Payments to the State of NC | All Other utilities - cemeteries-Pymts to NC | AFIR | 25370 | 15370 | bexp15370 | | | | 0 | 0 |
| Utility | Operating and Other Expenses | All Other utilities - cemeteries-Operating | AFIR | 25370 | 15370 | cexp15370 | | | | 0 | 0 |
| Utility | Capital Outlay - Construction | All Other utilities - cemeteries-Capital Outlay Construction | AFIR | 25370 | 15370 | dexp15370 | | | | 0 | 0 |
| Utility | Capital Outlay - Purchased | All Other utilities - cemeteries-Capital Outlay Purchase | AFIR | 25370 | 15370 | eexp15370 | | | | 0 | 0 |
| Utility | Depreciation (Proprietary Fund) | All Other utilities - cemeteries-Depreciation | AFIR | 25370 | 15370 | fexp15370 | | | | 0 | 0 |
| Debt Service | Governmental Fund | School Debt-Gov. Principal | AFIR | 25480 | 15480 | gov.prin.exp15480 | | | | 582,516 | 279,109 |
| Debt Service | Governmental Fund | School Debt-Gov Interest | AFIR | 25480 | 15480 | gov.int.exp15480 | | | | 404,038 | 435,443 |
| Debt Service | Governmental Fund | Community College Debt-Gov. Principal | AFIR | 25490 | 15490 | gov.prin.exp15490 | | | | 0 | 0 |
| Debt Service | Governmental Fund | Community College Debt-Gov Interest | AFIR | 25490 | 15490 | gov.int.exp15490 | | | | 0 | 0 |
| Debt Service | Governmental Fund | Hospital Debt-Gov. Principal | AFIR | 25500 | 15500 | gov.prin.exp15500 | | | | 0 | 0 |
| Debt Service | Governmental Fund | Hospital Debt-Gov Interest | AFIR | 25500 | 15500 | gov.int.exp15500 | | | | 0 | 0 |
| Debt Service | Governmental Fund | Water Debt-Gov. Principal | AFIR | 25510 | 15510 | gov.prin.exp15510 | | | | 0 | 0 |
| Debt Service | Governmental Fund | Water Debt-Gov Interest | AFIR | 25510 | 15510 | gov.int.exp15510 | | | | 0 | 0 |
| Debt Service | Governmental Fund | Sewer Debt-Gov. Principal | AFIR | 25520 | 15520 | gov.prin.exp15520 | | | | 0 | 0 |
| Debt Service | Governmental Fund | Sewer Debt-Gov Interest | AFIR | 25520 | 15520 | gov.int.exp15520 | | | | 0 | 0 |
| Debt Service | Governmental Fund | Electric Debt-Gov. Principal | AFIR | 25530 | 15530 | gov.prin.exp15530 | | | | 0 | 0 |
| Debt Service | Governmental Fund | Electric Debt-Gov Interest | AFIR | 25530 | 15530 | gov.int.exp15530 | | | | 0 | 0 |
| Debt Service | Governmental Fund | Gas Debt-Gov. Principal | AFIR | 25540 | 15540 | gov.prin.exp15540 | | | | 0 | 0 |
| Debt Service | Governmental Fund | Gas Debt-Gov Interest | AFIR | 25540 | 15540 | gov.int.exp15540 | | | | 0 | 0 |
| Debt Service | Governmental Fund | Other Debt-Gov. Principal | AFIR | 25550 | 15550 | gov.prin.exp15550 | | | | 0 | 236,733 |

| Label | Sub Label | Description | Source | Line1 | Line2 | Census | 2017 | 2016 | 2015 | 2014 | 2013 |
|--------------|-------------------|------------------------------------|--------|-------|-------|--------------------|------|------|------|---------|---------|
| Debt Service | Governmental Fund | Other Debt-Gov Interest | AFIR | 25550 | 15550 | gov.int.exp15550 | | | | 0 | 396,565 |
| Debt Service | Proprietary Fund | School Debt-Prop. Fees | AFIR | 25480 | 15480 | prop.pfee.exp25440 | | | | 0 | 0 |
| Debt Service | Proprietary Fund | School Debt-Prop. Int. | AFIR | 25480 | 15480 | prop.int.exp25440 | | | | 0 | 0 |
| Debt Service | Proprietary Fund | School Debt-Prop. Prin. | AFIR | 25480 | 15480 | prop.prin.exp25440 | | | | 0 | 0 |
| Debt Service | Proprietary Fund | Community College Debt-Prop. Fees | AFIR | 25490 | 15490 | prop.pfee.exp25450 | | | | 0 | 0 |
| Debt Service | Proprietary Fund | Community College Debt-Prop. Int. | AFIR | 25490 | 15490 | prop.int.exp25450 | | | | 0 | 0 |
| Debt Service | Proprietary Fund | Community College Debt-Prop. Prin. | AFIR | 25490 | 15490 | prop.prin.exp25450 | | | | 0 | 0 |
| Debt Service | Proprietary Fund | Hospital Debt-Prop. Fees | AFIR | 25500 | 15500 | prop.pfee.exp25460 | | | | 0 | 0 |
| Debt Service | Proprietary Fund | Hospital Debt-Prop. Int. | AFIR | 25500 | 15500 | prop.int.exp25460 | | | | 0 | 0 |
| Debt Service | Proprietary Fund | Hospital Debt-Prop. Prin. | AFIR | 25500 | 15500 | prop.prin.exp25460 | | | | 0 | 0 |
| Debt Service | Proprietary Fund | Water Debt-Prop. Fees | AFIR | 25510 | 15510 | prop.pfee.exp25470 | | | | 0 | 0 |
| Debt Service | Proprietary Fund | Water Debt-Prop. Int. | AFIR | 25510 | 15510 | prop.int.exp25470 | | | | 595,304 | 640,500 |
| Debt Service | Proprietary Fund | Water Debt-Prop. Prin. | AFIR | 25510 | 15510 | prop.prin.exp25470 | | | | 594,084 | 0 |
| Debt Service | Proprietary Fund | Sewer Debt-Prop. Fees | AFIR | 25520 | 15520 | prop.pfee.exp25480 | | | | 0 | 0 |
| Debt Service | Proprietary Fund | Sewer Debt-Prop. Int. | AFIR | 25520 | 15520 | prop.int.exp25480 | | | | 0 | 0 |
| Debt Service | Proprietary Fund | Sewer Debt-Prop. Prin. | AFIR | 25520 | 15520 | prop.prin.exp25480 | | | | 0 | 0 |
| Debt Service | Proprietary Fund | Electric Debt-Prop. Fees | AFIR | 25530 | 15530 | prop.pfee.exp25490 | | | | 0 | 0 |
| Debt Service | Proprietary Fund | Electric Debt-Prop. Int. | AFIR | 25530 | 15530 | prop.int.exp25490 | | | | 0 | 0 |
| Debt Service | Proprietary Fund | Electric Debt-Prop. Prin. | AFIR | 25530 | 15530 | prop.prin.exp25490 | | | | 0 | 0 |
| Debt Service | Proprietary Fund | Gas Debt-Prop. Fees | AFIR | 25540 | 15540 | prop.pfee.exp25500 | | | | 0 | 0 |
| Debt Service | Proprietary Fund | Gas Debt-Prop. Int. | AFIR | 25540 | 15540 | prop.int.exp25500 | | | | 0 | 0 |
| Debt Service | Proprietary Fund | Gas Debt-Prop. Prin. | AFIR | 25540 | 15540 | prop.prin.exp25500 | | | | 0 | 0 |
| Debt Service | Proprietary Fund | Other Debt-Prop. Fees | AFIR | 25550 | 15550 | prop.pfee.exp25510 | | | | 0 | 0 |
| Debt Service | Proprietary Fund | Other Debt-Prop. Int. | AFIR | 25550 | 15550 | prop.int.exp25510 | | | | 0 | 0 |
| Debt Service | Proprietary Fund | Other Debt-Prop. Prin. | AFIR | 25550 | 15550 | prop.prin.exp25510 | | | | 0 | 0 |

| Label | Sub Label | Description | Source | Line1 | Line2 | Census | 2017 | 2016 | 2015 | 2014 | 2013 |
|------------------------|---------------------------------|---|--------|-------|-------|-----------|------|------|------|---------|---------|
| All Other Expenditures | Payments to Other Governments | Economic & Physical Development-Planning, Zoning, Community Development, HUD,JTPA-Pymts to other Governments | AFIR | 25400 | 15400 | aexp15400 | | | | 0 | 0 |
| All Other Expenditures | Payments to the State of NC | Economic & Physical Development-Planning, Zoning, Community Development, HUD,JTPA-Pymts to NC | AFIR | 25400 | 15400 | bexp15400 | | | | 0 | 0 |
| All Other Expenditures | Operating and Other Expenses | Economic & Physical Development-Planning, Zoning, Community Development, HUD,JTPA-Operating | AFIR | 25400 | 15400 | cexp15400 | | | | 171,814 | 360,523 |
| All Other Expenditures | Capital Outlay - Construction | Economic & Physical Development-Planning, Zoning, Community Development, HUD,JTPA-Capital Outlay Construction | AFIR | 25400 | 15400 | dexp15400 | | | | 0 | 0 |
| All Other Expenditures | Capital Outlay - Purchased | Economic & Physical Development-Planning, Zoning, Community Development, HUD,JTPA-Capital Outlay Purchase | AFIR | 25400 | 15400 | eexp15400 | | | | 0 | 5,085 |
| All Other Expenditures | Depreciation (Proprietary Fund) | Economic & Physical Development-Planning, Zoning, Community Development, HUD,JTPA-Depreciation | AFIR | 25400 | 15400 | fexp15400 | | | | 0 | 0 |
| All Other Expenditures | Payments to Other Governments | Parks and Recreation-Pymts to other Governments | AFIR | 25410 | 15410 | aexp15410 | | | | 0 | 0 |
| All Other Expenditures | Payments to the State of NC | Parks and Recreation-Pymts to NC | AFIR | 25410 | 15410 | bexp15410 | | | | 0 | 0 |
| All Other Expenditures | Operating and Other Expenses | Parks and Recreation-Operating | AFIR | 25410 | 15410 | cexp15410 | | | | 248,326 | 271,407 |
| All Other Expenditures | Capital Outlay - Construction | Parks and Recreation-Capital Outlay Construction | AFIR | 25410 | 15410 | dexp15410 | | | | 0 | 0 |
| All Other Expenditures | Capital Outlay - Purchased | Parks and Recreation-Capital Outlay Purchase | AFIR | 25410 | 15410 | eexp15410 | | | | 0 | 0 |
| All Other Expenditures | Depreciation (Proprietary Fund) | Parks and Recreation-Depreciation | AFIR | 25410 | 15410 | fexp15410 | | | | 0 | 0 |
| All Other Expenditures | Payments to Other Governments | Libraries-Pymts to other Governments | AFIR | 25420 | 15420 | aexp15420 | | | | 0 | 0 |
| All Other Expenditures | Payments to the State of NC | Libraries-Pymts to NC | AFIR | 25420 | 15420 | bexp15420 | | | | 0 | 0 |
| All Other Expenditures | Operating and Other Expenses | Libraries-Operating | AFIR | 25420 | 15420 | cexp15420 | | | | 120,000 | 121,183 |
| All Other Expenditures | Capital Outlay - Construction | Libraries-Capital Outlay Construction | AFIR | 25420 | 15420 | dexp15420 | | | | 0 | 0 |
| All Other Expenditures | Capital Outlay - Purchased | Libraries-Capital Outlay Purchase | AFIR | 25420 | 15420 | eexp15420 | | | | 0 | 0 |
| All Other Expenditures | Depreciation (Proprietary Fund) | Libraries-Depreciation | AFIR | 25420 | 15420 | fexp15420 | | | | 0 | 0 |
| All Other Expenditures | Payments to Other Governments | Coliseums, Museums, etc.- all cultural-Pymts to other Governments | AFIR | 25430 | 15430 | aexp15430 | | | | 0 | 0 |
| All Other Expenditures | Payments to the State of NC | Coliseums, Museums, etc.- all cultural-Pymts to NC | AFIR | 25430 | 15430 | bexp15430 | | | | 0 | 0 |
| All Other Expenditures | Operating and Other Expenses | Coliseums, Museums, etc.- all cultural-Operating | AFIR | 25430 | 15430 | cexp15430 | | | | 0 | 0 |

| Label | Sub Label | Description | Source | Line1 | Line2 | Census | 2017 | 2016 | 2015 | 2014 | 2013 |
|------------------------|---------------------------------|---|--------|-------|-------|-----------|------|------|------|---------|---------|
| All Other Expenditures | Capital Outlay - Construction | Coliseums, Museums, etc.- all cultural-Capital Outlay Construction | AFIR | 25430 | 15430 | dexp15430 | | | | 0 | 0 |
| All Other Expenditures | Capital Outlay - Purchased | Coliseums, Museums, etc.- all cultural-Capital Outlay Purchase | AFIR | 25430 | 15430 | eexp15430 | | | | 0 | 0 |
| All Other Expenditures | Depreciation (Proprietary Fund) | Coliseums, Museums, etc.- all cultural-Depreciation | AFIR | 25430 | 15430 | fexp15430 | | | | 0 | 0 |
| All Other Expenditures | Payments to Other Governments | Solid Waste / collection, street cleaning and landfill-Pymts to other Governments | AFIR | 25440 | 15440 | aexp15440 | | | | 0 | 0 |
| All Other Expenditures | Payments to the State of NC | Solid Waste / collection, street cleaning and landfill-Pymts to NC | AFIR | 25440 | 15440 | bexp15440 | | | | 0 | 0 |
| All Other Expenditures | Operating and Other Expenses | Solid Waste / collection, street cleaning and landfill-Operating | AFIR | 25440 | 15440 | cexp15440 | | | | 565,693 | 691,927 |
| All Other Expenditures | Capital Outlay - Construction | Solid Waste / collection, street cleaning and landfill-Capital Outlay Construction | AFIR | 25440 | 15440 | dexp15440 | | | | 0 | 0 |
| All Other Expenditures | Capital Outlay - Purchased | Solid Waste / collection, street cleaning and landfill-Capital Outlay Purchase | AFIR | 25440 | 15440 | eexp15440 | | | | 0 | 0 |
| All Other Expenditures | Depreciation (Proprietary Fund) | Solid Waste / collection, street cleaning and landfill-Depreciation | AFIR | 25440 | 15440 | fexp15440 | | | | 31,145 | 34,522 |
| All Other Expenditures | Payments to Other Governments | Landfill/solid waste closure/postclosure expense - non cash - Pmts to Other Governments | AFIR | 25650 | | aexp25650 | | | | 0 | 0 |
| All Other Expenditures | Payments to the State of NC | Landfill/solid waste closure/postclosure expense - non cash - Pmts to NC | AFIR | 25650 | | bexp25650 | | | | 0 | 0 |
| All Other Expenditures | Operating and Other Expenses | Landfill/solid waste closure/postclosure expense - non cash - Operating | AFIR | 25650 | | cexp25650 | | | | 0 | 0 |
| All Other Expenditures | Capital Outlay - Construction | Landfill/solid waste closure/postclosure expense - non cash - Capital Outlay Construction | AFIR | 25650 | | dexp25650 | | | | 0 | 0 |
| All Other Expenditures | Capital Outlay - Purchased | Landfill/solid waste closure/postclosure expense - non cash - Capital Outlya Purchase | AFIR | 25650 | | eexp25650 | | | | 0 | 0 |
| All Other Expenditures | Depreciation (Proprietary Fund) | Landfill/solid waste closure/postclosure expense - non cash - Depreciation | AFIR | 25650 | | fexp25650 | | | | 0 | 0 |
| All Other Expenditures | Payments to Other Governments | Drainage & Watershed-Pymts to other Governments | AFIR | 25450 | 15450 | aexp15450 | | | | 0 | 0 |
| All Other Expenditures | Payments to the State of NC | Drainage & Watershed-Pymts to NC | AFIR | 25450 | 15450 | bexp15450 | | | | 0 | 0 |
| All Other Expenditures | Operating and Other Expenses | Drainage & Watershed-Operating | AFIR | 25450 | 15450 | cexp15450 | | | | 0 | 0 |
| All Other Expenditures | Capital Outlay - Construction | Drainage & Watershed-Capital Outlay Construction | AFIR | 25450 | 15450 | dexp15450 | | | | 0 | 0 |
| All Other Expenditures | Capital Outlay - Purchased | Drainage & Watershed-Capital Outlay Purchase | AFIR | 25450 | 15450 | eexp15450 | | | | 0 | 0 |
| All Other Expenditures | Depreciation (Proprietary Fund) | Drainage & Watershed-Depreciation | AFIR | 25450 | 15450 | fexp15450 | | | | 0 | 0 |
| All Other Expenditures | Payments to Other Governments | All other Natural Resources/environmental-Pymts to other Governments | AFIR | 25460 | 15460 | aexp15460 | | | | 0 | 0 |

| Label | Sub Label | Description | Source | Line1 | Line2 | Census | 2017 | 2016 | 2015 | 2014 | 2013 |
|------------------------|---------------------------------|---|--------|-------|-------|----------------|------|------|------|-----------|---------|
| All Other Expenditures | Payments to the State of NC | All other Natural Resources/environmental-Pymts to NC | AFIR | 25460 | 15460 | bexp15460 | | | | 0 | 0 |
| All Other Expenditures | Operating and Other Expenses | All other Natural Resources/environmental-Operating | AFIR | 25460 | 15460 | cexp15460 | | | | 110,416 | 51,418 |
| All Other Expenditures | Capital Outlay - Construction | All other Natural Resources/environmental-Capital Outlay Construction | AFIR | 25460 | 15460 | dexp15460 | | | | 0 | 0 |
| All Other Expenditures | Capital Outlay - Purchased | All other Natural Resources/environmental-Capital Outlay Purchase | AFIR | 25460 | 15460 | eexp15460 | | | | 0 | 0 |
| All Other Expenditures | Depreciation (Proprietary Fund) | All other Natural Resources/environmental-Depreciation | AFIR | 25460 | 15460 | fexp15460 | | | | 0 | 0 |
| All Other Expenditures | Payments to Other Governments | All Other-(including unallocated Fringe Benefits) - Pymts to other Governments | AFIR | 25470 | 15470 | aexp15470 | | | | 0 | 0 |
| All Other Expenditures | Payments to the State of NC | All Other-(including unallocated Fringe Benefits) - Pymts to NC | AFIR | 25470 | 15470 | bexp15470 | | | | 0 | 0 |
| All Other Expenditures | Operating and Other Expenses | All Other-(including unallocated Fringe Benefits) - Operating | AFIR | 25470 | 15470 | cexp15470 | | | | 31,651 | 4,265 |
| All Other Expenditures | Capital Outlay - Construction | All Other-(including unallocated Fringe Benefits) - Capital Outlay Construction | AFIR | 25470 | 15470 | dexp15470 | | | | 0 | 0 |
| All Other Expenditures | Capital Outlay - Purchased | All Other-(including unallocated Fringe Benefits) - Capital Outlay Purchase | AFIR | 25470 | 15470 | eexp15470 | | | | 0 | 0 |
| All Other Expenditures | Depreciation (Proprietary Fund) | All Other-(including unallocated Fringe Benefits) - Depreciation | AFIR | 25470 | 15470 | fexp15470 | | | | 0 | 0 |
| Other Financing Uses | Payments to Other Governments | Extraordinary Items (that reduce net assets)-Pymts to other Governments | AFIR | 25610 | | aexp25610 | | | | 0 | 0 |
| Other Financing Uses | Payments to the State of NC | Extraordinary Items (that reduce net assets)-Pymts to NC | AFIR | 25610 | | bexp25610 | | | | 0 | 0 |
| Other Financing Uses | Operating and Other Expenses | Extraordinary Items (that reduce net assets)-Operating | AFIR | 25610 | | cexp25610 | | | | 0 | 0 |
| Other Financing Uses | Capital Outlay - Construction | Extraordinary Items (that reduce net assets)-Capital Outlay Construction | AFIR | 25610 | | dexp25610 | | | | 0 | 0 |
| Other Financing Uses | Capital Outlay - Purchased | Extraordinary Items (that reduce net assets)-Capital Outlay Purchase | AFIR | 25610 | | eexp25610 | | | | 0 | 0 |
| Other Financing Uses | Depreciation (Proprietary Fund) | Extraordinary Items (that reduce net assets)-Depreciation | AFIR | 25610 | | fexp25610 | | | | 0 | 0 |
| Other Financing Uses | Payments to Other Governments | Other financing Uses-Pymts to other Governments | AFIR | 25580 | 15580 | aexp15580 | | | | 0 | 0 |
| Other Financing Uses | Payments to the State of NC | Other financing Uses-Pymts to NC | AFIR | 25580 | 15580 | bexp15580 | | | | 0 | 0 |
| Other Financing Uses | Operating and Other Expenses | Other financing Uses-Operating | AFIR | 25580 | 15580 | cexp15580 | | | | 500,346 | 0 |
| Other Financing Uses | Capital Outlay - Construction | Other financing Uses-Capital Outlay Construction | AFIR | 25580 | 15580 | dexp15580 | | | | 0 | 0 |
| Other Financing Uses | Capital Outlay - Purchased | Other financing Uses-Capital Outlay Purchase | AFIR | 25580 | 15580 | eexp15580 | | | | 0 | 582,334 |
| Other Financing Uses | Depreciation (Proprietary Fund) | Other financing Uses-Depreciation | AFIR | 25580 | 15580 | fexp15580 | | | | 0 | 0 |
| Other Financing Uses | | Transfers-out to Other Funds- | AFIR | 25560 | 15560 | tranf.exp15560 | | | | 1,664,228 | 327,520 |

| Label | Sub Label | Description | Source | Line1 | Line2 | Census | 2017 | 2016 | 2015 | 2014 | 2013 |
|--|---------------------------------|---|--------|-------|-------|-----------------------|------|------|------|----------|-----------|
| Other Financing Uses | | Payment to refunded bond escrow agent- | AFIR | | 15570 | gov.exp15570 | | | | 0 | 0 |
| Financial Report - Change in Fund Balance | | "Please Enter the Change in Fund Balance from your Audited Financial Statement - ""Revenues, Expenditures and Changes in Fund Balance Governmental Funds"" | AFIR | 15590 | | fin.state.change15590 | | | | 922,081 | 3,204,561 |
| Calculated Change in Fund Balance | | This is the difference between the change in fund balance that is calculated from the form on row 79 less the change in fund balance from your audit report that was entered in row 82. You are in balance if this amount is zero. | AFIR | 15600 | | dif.change15600 | | | | 0 | 0 |
| Financial Report - Change in Net Position | | "Please Enter the Change in Net Position from your Audited Financial Statement - ""Revenues, Expenses and Changes in Net Position - Proprietary Funds"" excluding change in Net Position for Internal Service Funds." | AFIR | | 25620 | fin.state.change25620 | | | | -235,241 | -635,430 |
| Calculated Change in Net Position | | "This is the difference between the change in net position that is calculated from the form on row 76 less the change in net position from your audit report that was entered in row 79. You are in balance if this amount is zero. | AFIR | | 25630 | dif.change25630 | | | | 0 | 0 |
| All Other Revenue (positive) / All Other Expenditures (negative) | Payments to Other Governments | Enter Prior period adjustments as positive or negative numbers depending on how they affect net position | AFIR | 25660 | | aexp25660 | | | | 0 | 0 |
| All Other Revenue (positive) / All Other Expenditures (negative) | Payments to the State of NC | Enter Prior period adjustments as positive or negative numbers depending on how they affect net position | AFIR | 25660 | | bexp25660 | | | | 0 | 0 |
| All Other Revenue (positive) / All Other Expenditures (negative) | Operating and Other Expenses | Enter Prior period adjustments as positive or negative numbers depending on how they affect net position | AFIR | 25660 | | cexp25660 | | | | 0 | 0 |
| All Other Revenue (positive) / All Other Expenditures (negative) | Capital Outlay - Construction | Enter Prior period adjustments as positive or negative numbers depending on how they affect net position | AFIR | 25660 | | dexp25660 | | | | 0 | 0 |
| All Other Revenue (positive) / All Other Expenditures (negative) | Capital Outlay - Purchased | Enter Prior period adjustments as positive or negative numbers depending on how they affect net position | AFIR | 25660 | | eexp25660 | | | | 0 | 0 |
| All Other Revenue (positive) / All Other Expenditures (negative) | Depreciation (Proprietary Fund) | Enter Prior period adjustments as positive or negative numbers depending on how they affect net position | AFIR | 25660 | | fexp25660 | | | | 0 | 0 |
| Miscellaneous Information | | Amount of Fines and Forfeitures sent to the Schools | AFIR | 30000 | | A.miss30000 | | | | 79,542 | 93,962 |
| Miscellaneous Information | | Does Your Tax Office Collect Taxes for All the Municipalities in your County? | AFIR | 30010 | | A.miss30010 | | | Yes | Yes | |

| Label | Sub Label | Description | Source | Line1 | Line2 | Census | 2017 | 2016 | 2015 | 2014 | 2013 |
|---------------------------|-----------|---|--------|-------|-------|-------------|------|------|------|-----------|-----------|
| Miscellaneous Information | | Is the County Collecting property taxes other than motor vehicles for your unit of government? | AFIR | 30020 | | A.miss30020 | | | | 0 | 0 |
| Miscellaneous Information | | "School - Tax levy includes current, prior, penalties and interest if not reported on your ""Statement of Revenues, Expenditures and Changes in Fund Balance""" | AFIR | 30030 | | A.miss30030 | | | | 0 | 0 |
| Miscellaneous Information | | Amount of Benefits paid to Law Enforcement Officers for Separation Allowance | AFIR | 30040 | | A.miss30040 | | | | 0 | 0 |
| Miscellaneous Information | | Amount of Contributions made to 401K's for Law Enforcement | AFIR | 30050 | | A.miss30050 | | | | 34,081 | 43,867 |
| Miscellaneous Information | | Amount of contributions made to 401K's for Non-Law Enforcement | AFIR | 30060 | | A.miss30060 | | | | 0 | 94,456 |
| Miscellaneous Information | | Does the unit have a retiree health care benefit where the County/City pays a share of the monthly premium for the retiree? | AFIR | 30070 | | A.miss30070 | | | Yes | Yes | |
| Miscellaneous Information | | Appropriations made during the fiscal year pursuant to G.S. 158-7.1, subsections b(1) through b(7). | AFIR | 30080 | | A.miss30080 | | | | 0 | 0 |
| Miscellaneous Information | | Expenditures made during the fiscal year pursuant to G.S. 158-7.1, subsections b(1) through b(7). | AFIR | 30090 | | A.miss30090 | | | | 0 | 0 |
| Miscellaneous Information | | The investment in property acquired at any time under G.S. 158-7.1, subsections b(1) through b(4), and owned at the end of the fiscal year. | AFIR | 30100 | | A.miss30100 | | | | 0 | 2 |
| Miscellaneous Information | | The amount expended during the fiscal year pursuant to G.S. 158-7.1, subsections b(5) and b(7). | AFIR | 30110 | | A.miss30110 | | | | 0 | 0 |
| Miscellaneous Information | | The amount of tax revenues that was taken into account under G.S. 158-7.1, subsection d2, and was expected to be received during the fiscal year. | AFIR | 30120 | | A.miss30120 | | | | 0 | 0 |
| Miscellaneous Information | | Gross Salary: Enter the sum of the gross salaries from the four Quarterly 941's complete during the fiscal year | AFIR | 30130 | | A.miss30130 | | | | 4,909,891 | 5,326,316 |
| Miscellaneous Information | | "If you have an Internal Service Fund reported on your Proprietary ""Statement of Revenues, Expenses and Changes in Net Assets"", Please list any revenues from sources outside your government." | AFIR | 30140 | | A.miss30140 | | | | 0 | 0 |
| Miscellaneous Information | | "If you have an Internal Service Fund reported on your Proprietary ""Statement of Revenues, Expenses and Changes in Net Assets"", Please list any positive change in net assets." | AFIR | 30150 | | A.miss30150 | | | | 40,394 | 0 |

| Label | Sub Label | Description | Source | Line1 | Line2 | Census | 2017 | 2016 | 2015 | 2014 | 2013 |
|---------------------------|--------------------------------|---|--------|-------|-------|-------------|------|------|------|------------|------------|
| Miscellaneous Information | | "If you have an Internal Service Fund reported on your Proprietary ""Statement of Revenues, Expenses and Changes in Net Assets"", Please list any negative change in net assets. This is a change that decreases net assets." | AFIR | 30160 | | A.miss30160 | | | | 0 | -128,636 |
| Miscellaneous Information | | In this fiscal year, did your unit expense in the water fund and record as an intangible asset any amounts for water rights? Please list amount recorded in Purchased Capital Assets. | AFIR | 30170 | | A.miss30170 | | | | 0 | 0 |
| Miscellaneous Information | | Operational Water Fund | AFIR | 30180 | | A.miss30180 | | | | Enterprise | Enterprise |
| Miscellaneous Information | | Operational Sewer Fund | AFIR | 30190 | | A.miss30190 | | | | Enterprise | 0 |
| Miscellaneous Information | | Operate a Landfill | AFIR | 30200 | | A.miss30200 | | | | Enterprise | 0 |
| Miscellaneous Information | | Operate a Landfill / Solid Waste Service | AFIR | 30210 | | A.miss30210 | | | | 0 | Enterprise |
| Miscellaneous Information | | Human Services - Transportation for citizens that meet certain eligibility criteria | AFIR | 30220 | | A.miss30220 | | | | Enterprise | 0 |
| Miscellaneous Information | | Please list any additional enterprise funds you operate not already listed above. Please esparate them with a comma | AFIR | 30230 | | A.miss30230 | | | | 0 | 0 |
| Water | Volume in Gallons | Volume of water treated and/or purchased and put into the start of your distribution system. | AFIR | | 40000 | a.ws40000 | | | | 0 | 0 |
| Wastewater | Volume in Gallons | Volume of wastewater treated internally or by another utility (entering all treatment plants). | AFIR | | 40010 | a.ws40010 | | | | 0 | 0 |
| Water | Volume in Gallons | Volume of water billed to all customers (residential, non-residential & bulk). | AFIR | | 40020 | a.ws40020 | | | | 0 | 0 |
| Wastewater | Volume in Gallons | Volume of wastewater billed to all customers (residential, non-residential & bulk). | AFIR | | 40030 | a.ws40030 | | | | 0 | 0 |
| Water / Sewer | Volume in Gallons | Volume of water billed only to residential customers (if your unit identifies residential customers). | AFIR | | 40040 | a.ws40040 | | | | 0 | 0 |
| Wastewater | Volume in Gallons | Volume of wastewater billed only to residential customers (if your unit identifies residential customers). | AFIR | | 40050 | a.ws40050 | | | | 0 | 0 |
| Water | Volume in Thousands of Gallons | Volume of water treated and/or purchased and put into the start of your distribution system. | AFIR | | 40000 | b.ws40000 | | | | 0 | 0 |
| Wastewater | Volume in Thousands of Gallons | Volume of wastewater treated internally or by another utility (entering all treatment plants). | AFIR | | 40010 | b.ws40010 | | | | 0 | 0 |
| Water | Volume in Thousands of Gallons | Volume of water billed to all customers (residential, non-residential & bulk). | AFIR | | 40020 | b.ws40020 | | | | 0 | 0 |

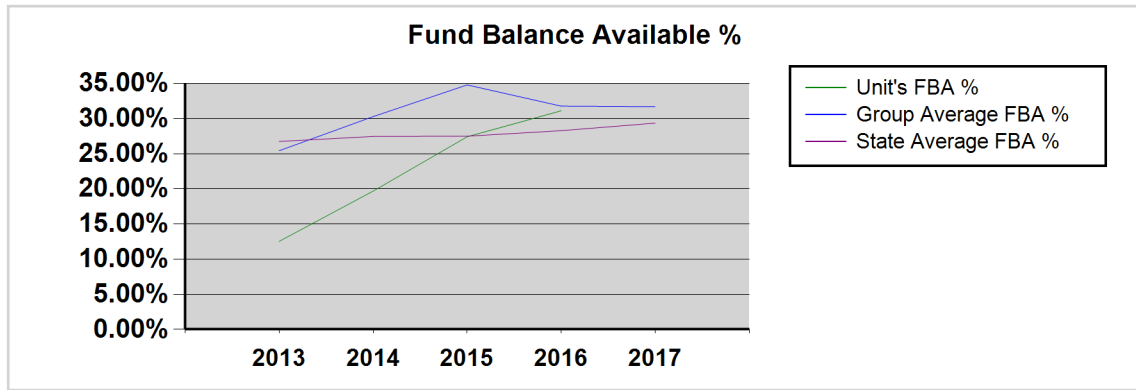
| Label | Sub Label | Description | Source | Line1 | Line2 | Census | 2017 | 2016 | 2015 | 2014 | 2013 |
|---------------|--------------------------------|--|--------|-------|-------|-----------|------|------|------|------|------|
| Wastewater | Volume in Thousands of Gallons | Volume of wastewater billed to all customers (residential, non-residential & bulk). | AFIR | | 40030 | b.ws40030 | | | | 0 | 0 |
| Water / Sewer | Volume in Thousands of Gallons | Volume of water billed only to residential customers (if your unit identifies residential customers). | AFIR | | 40040 | b.ws40040 | | | | 0 | 0 |
| Wastewater | Volume in Thousands of Gallons | Volume of wastewater billed only to residential customers (if your unit identifies residential customers). | AFIR | | 40050 | b.ws40050 | | | | 0 | 0 |
| Water | Volume in Millions of Gallons | Volume of water treated and/or purchased and put into the start of your distribution system. | AFIR | | 40000 | c.ws40000 | | | | 540 | 594 |
| Wastewater | Volume in Millions of Gallons | Volume of wastewater treated internally or by another utility (entering all treatment plants). | AFIR | | 40010 | c.ws40010 | | | | 0 | 39 |
| Water | Volume in Millions of Gallons | Volume of water billed to all customers (residential, non-residential & bulk). | AFIR | | 40020 | c.ws40020 | | | | 396 | 417 |
| Wastewater | Volume in Millions of Gallons | Volume of wastewater billed to all customers (residential, non-residential & bulk). | AFIR | | 40030 | c.ws40030 | | | | 0 | 41 |
| Water / Sewer | Volume in Millions of Gallons | Volume of water billed only to residential customers (if your unit identifies residential customers). | AFIR | | 40040 | c.ws40040 | | | | 215 | 218 |
| Wastewater | Volume in Millions of Gallons | Volume of wastewater billed only to residential customers (if your unit identifies residential customers). | AFIR | | 40050 | c.ws40050 | | | | 0 | 0 |
| Water | Volume in Cubic Feet | Volume of water treated and/or purchased and put into the start of your distribution system. | AFIR | | 40000 | d.ws40000 | | | | 0 | 0 |
| Wastewater | Volume in Cubic Feet | Volume of wastewater treated internally or by another utility (entering all treatment plants). | AFIR | | 40010 | d.ws40010 | | | | 0 | 0 |
| Water | Volume in Cubic Feet | Volume of water billed to all customers (residential, non-residential & bulk). | AFIR | | 40020 | d.ws40020 | | | | 0 | 0 |
| Wastewater | Volume in Cubic Feet | Volume of wastewater billed to all customers (residential, non-residential & bulk). | AFIR | | 40030 | d.ws40030 | | | | 0 | 0 |
| Water / Sewer | Volume in Cubic Feet | Volume of water billed only to residential customers (if your unit identifies residential customers). | AFIR | | 40040 | d.ws40040 | | | | 0 | 0 |
| Wastewater | Volume in Cubic Feet | Volume of wastewater billed only to residential customers (if your unit identifies residential customers). | AFIR | | 40050 | d.ws40050 | | | | 0 | 0 |
| Water | Volume in Hundred Cubic Feet | Volume of water treated and/or purchased and put into the start of your distribution system. | AFIR | | 40000 | e.ws40000 | | | | 0 | 0 |
| Wastewater | Volume in Hundred Cubic Feet | Volume of wastewater treated internally or by another utility (entering all treatment plants). | AFIR | | 40010 | e.ws40010 | | | | 0 | 0 |
| Water | Volume in Hundred Cubic Feet | Volume of water billed to all customers (residential, non-residential & bulk). | AFIR | | 40020 | e.ws40020 | | | | 0 | 0 |

| Label | Sub Label | Description | Source | Line1 | Line2 | Census | 2017 | 2016 | 2015 | 2014 | 2013 |
|---------------|-------------------------------|--|--------|-------|-------|------------|------|------|------|--------|--------|
| Wastewater | Volume in Hundred Cubic Feet | Volume of wastewater billed to all customers (residential, non-residential & bulk). | AFIR | | 40030 | e.ws40030 | | | | 0 | 0 |
| Water / Sewer | Volume in Hundred Cubic Feet | Volume of water billed only to residential customers (if your unit identifies residential customers). | AFIR | | 40040 | e.ws40040 | | | | 0 | 0 |
| Wastewater | Volume in Hundred Cubic Feet | Volume of wastewater billed only to residential customers (if your unit identifies residential customers). | AFIR | | 40050 | e.ws40050 | | | | 0 | 0 |
| Water | Volume in Thousand Cubic Feet | Volume of water treated and/or purchased and put into the start of your distribution system. | AFIR | | 40000 | f.ws40000 | | | | 0 | 0 |
| Wastewater | Volume in Thousand Cubic Feet | Volume of wastewater treated internally or by another utility (entering all treatment plants). | AFIR | | 40010 | f.ws40010 | | | | 0 | 0 |
| Water | Volume in Thousand Cubic Feet | Volume of water billed to all customers (residential, non-residential & bulk). | AFIR | | 40020 | f.ws40020 | | | | 0 | 0 |
| Wastewater | Volume in Thousand Cubic Feet | Volume of wastewater billed to all customers (residential, non-residential & bulk). | AFIR | | 40030 | f.ws40030 | | | | 0 | 0 |
| Water / Sewer | Volume in Thousand Cubic Feet | Volume of water billed only to residential customers (if your unit identifies residential customers). | AFIR | | 40040 | f.ws40040 | | | | 0 | 0 |
| Wastewater | Volume in Thousand Cubic Feet | Volume of wastewater billed only to residential customers (if your unit identifies residential customers). | AFIR | | 40050 | f.ws40050 | | | | 0 | 0 |
| Water | Volume in Million Cubic Feet | Volume of water treated and/or purchased and put into the start of your distribution system. | AFIR | | 40000 | g.ws40000 | | | | 0 | 0 |
| Wastewater | Volume in Million Cubic Feet | Volume of wastewater treated internally or by another utility (entering all treatment plants). | AFIR | | 40010 | g.ws40010 | | | | 0 | 0 |
| Water | Volume in Million Cubic Feet | Volume of water billed to all customers (residential, non-residential & bulk). | AFIR | | 40020 | g.ws40020 | | | | 0 | 0 |
| Wastewater | Volume in Million Cubic Feet | Volume of wastewater billed to all customers (residential, non-residential & bulk). | AFIR | | 40030 | g.ws40030 | | | | 0 | 0 |
| Water / Sewer | Volume in Million Cubic Feet | Volume of water billed only to residential customers (if your unit identifies residential customers). | AFIR | | 40040 | g.ws40040 | | | | 0 | 0 |
| Wastewater | Volume in Million Cubic Feet | Volume of wastewater billed only to residential customers (if your unit identifies residential customers). | AFIR | | 40050 | g.ws40050 | | | | 0 | 0 |
| Water / Sewer | | Number of residential accounts. | AFIR | | 40060 | a.ws40060 | | | | 3,800 | 3,822 |
| Water / Sewer | | Number of residential accounts. | AFIR | | 40070 | a.ws40070 | | | | 64 | 30 |
| Water / Sewer | | Number of non-residential and bulk accounts | AFIR | | 40080 | a.ws40080 | | | | 35 | 25 |
| Water / Sewer | | Number of non-residential and bulk accounts | AFIR | | 40090 | a.ws40090 | | | | 9 | 9 |
| White Goods | | Opening Balance(s) White Goods Account Designated | AFIR | | 50000 | wgood50000 | | | | 43,111 | 36,557 |

| Label | Sub Label | Description | Source | Line1 | Line2 | Census | 2017 | 2016 | 2015 | 2014 | 2013 |
|----------------------|-----------|--|--------|-------|-------|------------|------|-----------|-----------|--------------|--------------|
| White Goods | | Please enter beginning balance number here is line 5000 is blank. If the amount in line 5000 is incorrect, please enter a positive or negative number needed to make the amount in line 5000 correct | AFIR | | 50010 | wgood50010 | | | | 0 | 0 |
| White Goods | | Opening Balance(s) White Goods Account Undesignated | AFIR | | 50020 | wgood50020 | | | | 0 | 488 |
| White Goods | | Please enter beginning balance number here is line 5002 is blank. If the amount in line 5002 is incorrect, please enter a positive or negative number needed to make the amount in line 5002 correct | AFIR | | 50030 | wgood50030 | | | | 0 | 0 |
| White Goods | | Total Revenue Credited to White Goods Account | AFIR | | 50040 | wgood50040 | | | | 11,878 | 6,826 |
| White Goods | | Total Expenditures for Operations | AFIR | | 50050 | wgood50050 | | | | 1,189 | 760 |
| White Goods | | Total Expenditures for Capital Improvements | AFIR | | 50060 | wgood50060 | | | | 0 | 0 |
| White Goods | | Expenditures for illegal dump cleanups | AFIR | | 50070 | wgood50070 | | | | 0 | 0 |
| White Goods | | Ending Balance in White Goods Account Designated | AFIR | | 50080 | wgood50080 | | | | 0 | 43,111 |
| White Goods | | Ending Balance in White Goods Account Undesignated | AFIR | | 50090 | wgood50090 | | | | 53,800 | 0 |
| White Goods | | The Amount of White Goods Tax Actually Received | AFIR | | 50100 | wgood50100 | | | | 6,660 | 6,612 |
| White Goods | | Amount in cell E14 that would have been received if 100% eligible | AFIR | | 50110 | wgood50110 | | | | 6,660 | 6,679 |
| White Goods | | Calculate Threshold Amount. | AFIR | | 50120 | wgood50120 | | | | 1,665 | 1,670 |
| White Goods | | Total Tonnage of White Goods Scrap Metal Collected | AFIR | | 50130 | wgood50130 | | | | 8 | 8 |
| White Goods | | Name of Recycler or Disposal Facility | AFIR | | 50140 | wgood50140 | | | | Ommni Source | Ommni Source |
| Cash and Investments | | Governmental Activities-All unrestricted cash and investments. - Exclude restricted cash and cash held by a third party | Audit | | 333 | 333 | | 7,040,460 | 5,851,685 | 4,331,358 | 3,259,942 |
| Cash and Investments | | Governmental Activities-All restricted cash and investments | Audit | | 500 | 500 | | 759,477 | 616,521 | 448,311 | 294,985 |
| Cash and Investments | | Business Activities-All unrestricted cash and investments. - Exclude restricted cash and cash held by a third party | Audit | | 502 | 502 | | 2,140,309 | 1,768,271 | 1,903,780 | 830,662 |
| Cash and Investments | | Business Activities-All restricted cash and investments | Audit | | 503 | 503 | | 6,411,911 | 8,841,814 | 5,835,082 | 6,605,362 |
| Cash and Investments | | Fiduciary- cash and investments. - Include unrestricted and restricted cash and cash and investments held by a third party | Audit | | 512 | 512 | | 218,248 | 188,128 | 192,001 | 86,535 |

| Label | Sub Label | Description | Source | Line1 | Line2 | Census | 2017 | 2016 | 2015 | 2014 | 2013 |
|----------------------|-----------|--|--------|-------|-------|--------|------|-----------|-----------|-----------|-----------|
| Cash and Investments | | Cash and Investment - Please list the book value of any unspent bond proceeds in any funds. This information may be on the face of your statements or in the notes | Audit | | 535 | 535 | | 0 | 2,787,000 | 0 | 0 |
| Tax Collections | | Tax collection rate - Total levy UNIT - WIDE | Audit | | 61 | 61 | | 98.67 | 98.13 | 97.41 | 96.34 |
| Tax Collections | | Tax collection rate - Excluding Registered motor vehicles | Audit | | 102 | 102 | | 98.46 | 97.86 | 97.31 | 97.50 |
| Tax Collections | | Tax collection rate - Registered motor vehicles | Audit | | 103 | 103 | | 100.00 | 100.00 | 97.97 | 88.02 |
| Tax Collections | | Current year levy excluding motor vehicles | Audit | | 528 | 528 | | 7,480,166 | 7,431,307 | 7,278,334 | 6,812,884 |
| Tax Collections | | Current year levy motor vehicles only | Audit | | 529 | 529 | | 1,139,020 | 1,072,875 | 1,304,918 | 946,691 |
| Tax Collections | | Uncollected taxes - current year's levy - excluding motor vehicles | Audit | | 530 | 530 | | 114,918 | 158,878 | 196,048 | 170,632 |
| Tax Collections | | Uncollected taxes - current year's levy - motor vehicles | Audit | | 531 | 531 | | 0 | 0 | 26,460 | 113,398 |

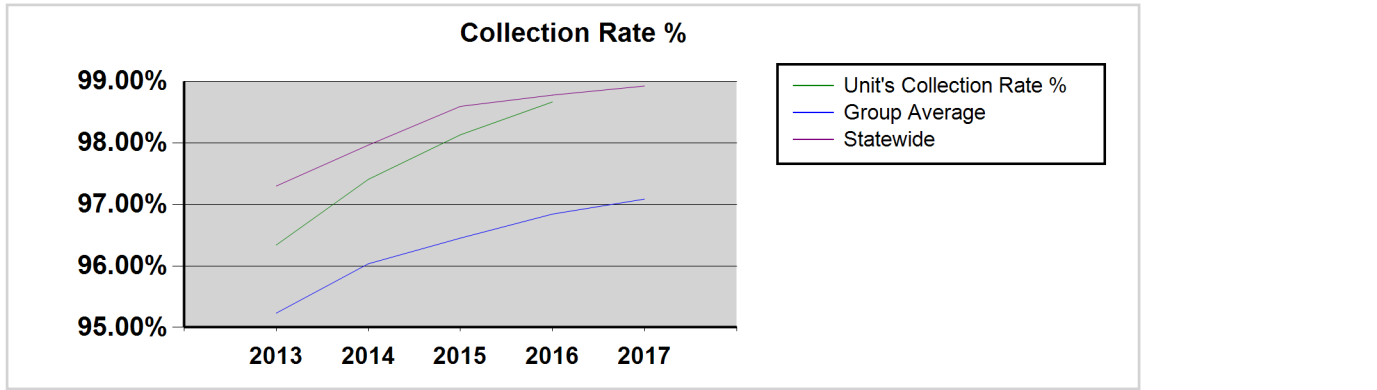
**Greene County
Analysis of Available Fund Balance: General Fund**



| | 2013 | 2014 | 2015 | 2016 | 2017 |
|---------------------|--------|--------|--------|--------|--------|
| Unit's FBA % | 12.54% | 19.68% | 27.41% | 31.11% | |
| Group Average FBA % | 25.42% | 30.28% | 34.78% | 31.77% | 31.70% |
| State Average FBA % | 26.74% | 27.46% | 27.49% | 28.28% | 29.35% |

Population Group: Below 25,000

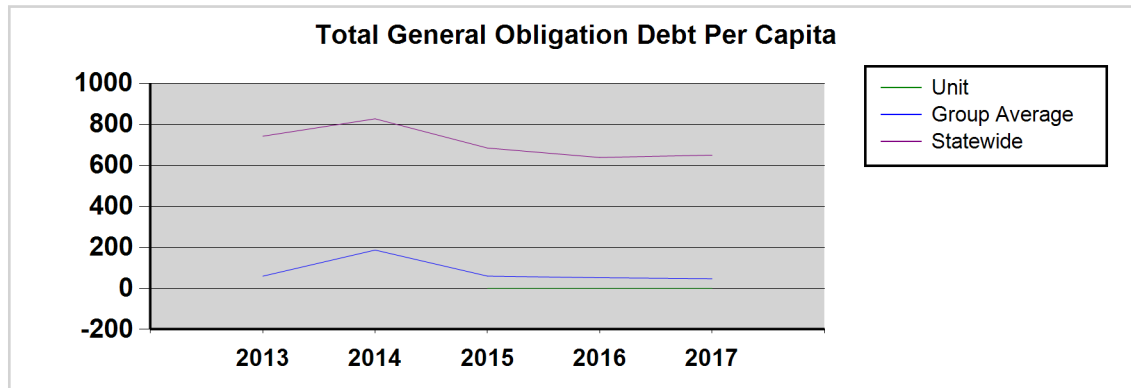
**Greene County
Analysis of Property Tax**



| | 2013 | 2014 | 2015 | 2016 | 2017 |
|---------------|--------|--------|--------|--------|--------|
| Unit | 96.34% | 97.41% | 98.13% | 98.67% | |
| Group Average | 95.23% | 96.04% | 96.45% | 96.84% | 97.09% |
| Statewide | 97.30% | 97.97% | 98.59% | 98.78% | 98.92% |

Population Group: Below 25,000

**Greene County
Analysis of General Obligation Debt
(Excludes Revenue Bonds)**

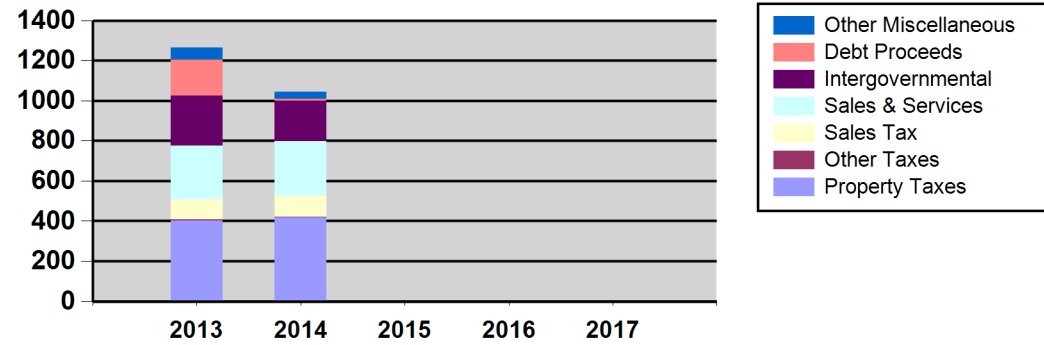


| | 2013 | 2014 | 2015 | 2016 | 2017 |
|---------------|-------------|-------------|-------------|-------------|-------------|
| Unit | 0 | | 0 | 0 | 0 |
| Group Average | 60 | 187 | 60 | 52 | 48 |
| Statewide | 743 | 827 | 685 | 639 | 650 |

Population Group: 10,000 to 24,999

Greene County Analysis of Revenue

Revenue per Capita



| | 2013 | 2014 | 2015 | 2016 | 2017 |
|---------------------|--------------|--------------|----------|----------|----------|
| Property Taxes | 402 | 417 | | | |
| Other Taxes | 5 | 5 | | | |
| Sales Tax | 100 | 105 | | | |
| Sales & Services | 268 | 269 | | | |
| Intergovernmental | 252 | 202 | | | |
| Debt Proceeds | 179 | 11 | | | |
| Other Miscellaneous | 59 | 35 | | | |
| Total | 1,264 | 1,044 | 0 | 0 | 0 |

Population Group: Below 25,000

**Greene County
Analysis of Revenue for Fiscal 2017**

Revenue



| <u>Category</u> | 2017 Revenues by Source | 2017 Per Capita Revenues by Source |
|---------------------------------------|----------------------------|--|
| Property Taxes | | |
| Other Taxes | | |
| Sales Tax | | |
| Sales & Services | | |
| Intergovernmental | | |
| Debt Proceeds | | |
| Other Miscellaneous | | |
| Total | \$0 | \$0 |
| Population Group: Below 25,000 | | |

**Greene County
Analysis of Expenditure By Function for Fiscal 2017**

Expenditure by Function



| <u>Category</u> | 2017 Expenditures by Function | 2017 Per Capita Expenditures by Function |
|--------------------|-------------------------------------|---|
| Education | | |
| Debt Service | | |
| Human Services | | |
| General Government | | |
| Public Safety | | |
| Other | | |
| Total | \$0 | \$0 |

Population Group: Below 25,000

**Greene County
Analysis of Expenditure By Object for Fiscal 2017**

Expenditure by Object



| <u>Category</u> | 2017 Expenditures by Object | 2017 Per Capita Expenditures by Object |
|---|-----------------------------------|---|
| Salaries & Wages | | |
| Capital Outlay | | |
| Other Operating | | |
| Public School Capital | | |
| Public School Current | | |
| Public School - All Other including supplemental tax | | |
| Intergovernmental expenditures | | |
| Total | \$0 | \$0 |
| Population Group: Below 25,000 | | |