

North Carolina Department of State Treasurer

Financial Information

Dare County

Note: All data unless otherwise specified is for the 12 month period ending June, 30th of the designated year

				2017	2016	2015	2014	2013
County Revenues and Expenditures Financial Profile	Revenues by Source	Property Taxes	AFIR	\$56,486,678	\$56,008,088	\$55,409,214	\$55,084,869	\$49,444,138
County Revenues and Expenditures Financial Profile	Revenues by Source	Other Taxes	AFIR	23,155,092	21,730,190	21,072,189	17,168,764	15,007,850
County Revenues and Expenditures Financial Profile	Revenues by Source	Sales Tax	AFIR	19,115,286	18,069,621	17,662,414	16,552,133	16,281,102
County Revenues and Expenditures Financial Profile	Revenues by Source	Sales & Services	AFIR	22,962,844	22,755,604	21,200,805	20,610,180	18,951,162
County Revenues and Expenditures Financial Profile	Revenues by Source	Intergovernmental	AFIR	30,471,812	11,336,262	9,718,849	9,895,952	9,578,104
County Revenues and Expenditures Financial Profile	Revenues by Source	Debt Proceeds	AFIR	27,672,806	18,423,036	4,724,085	2,632,081	12,075,605
County Revenues and Expenditures Financial Profile	Revenues by Source	Other Miscellaneous	AFIR	4,740,368	4,020,892	3,923,029	3,665,651	2,764,635
County Revenues and Expenditures Financial Profile	Revenues by Source	Total	AFIR	\$184,604,886	\$152,343,693	\$133,710,585	\$125,609,630	\$124,102,596
County Revenues and Expenditures Financial Profile	Expenditures by Function	Education	AFIR	\$24,016,725	\$23,025,073	\$23,795,192	\$21,662,274	\$20,715,840
County Revenues and Expenditures Financial Profile	Expenditures by Function	Debt Service	AFIR	25,545,655	21,143,191	21,115,158	21,306,906	17,746,601
County Revenues and Expenditures Financial Profile	Expenditures by Function	Human Services	AFIR	16,766,442	16,361,976	16,150,176	16,198,119	14,761,807
County Revenues and Expenditures Financial Profile	Expenditures by Function	General Government	AFIR	9,717,246	9,415,696	10,067,687	9,898,346	9,751,960
County Revenues and Expenditures Financial Profile	Expenditures by Function	Public Safety	AFIR	42,589,331	29,338,079	32,584,472	23,620,244	25,946,781
County Revenues and Expenditures Financial Profile	Expenditures by Function	Other	AFIR	54,170,360	29,617,330	28,890,603	27,906,543	28,237,473
County Revenues and Expenditures Financial Profile	Expenditures by Function	Total	AFIR	\$172,805,759	\$128,901,345	\$132,603,288	\$120,592,432	\$117,160,462
County Revenues and Expenditures Financial Profile	Expenditures by Object	Salaries & Wages	AFIR	\$32,430,676	\$31,976,300	\$31,035,771	\$32,509,782	\$30,508,757
County Revenues and Expenditures Financial Profile	Expenditures by Object	Capital Outlay	AFIR	31,490,497	8,020,356	12,692,061	5,329,692	10,325,856
County Revenues and Expenditures Financial Profile	Expenditures by Object	Other Operating	AFIR	82,951,333	63,041,459	61,453,325	58,142,566	52,979,413
County Revenues and Expenditures Financial Profile	Expenditures by Object	Public School Capital	AFIR	2,108,392	1,452,741	2,780,591	7,168,173	482,175
County Revenues and Expenditures Financial Profile	Expenditures by Object	Public School Current	AFIR	21,365,420	21,097,908	20,552,169	13,930,422	19,547,269
County Revenues and Expenditures Financial Profile	Expenditures by Object	Public School - All Other including supplemental tax	AFIR	0	0	0		
County Revenues and Expenditures Financial Profile	Expenditures by Object	Intergovernmental expenditures	AFIR	2,459,441	3,312,581	4,089,371	3,511,797	3,316,992
County Revenues and Expenditures Financial Profile	Expenditures by Object	Total	AFIR	\$172,805,759	\$128,901,345	\$132,603,288	\$120,592,432	\$117,160,462
County Revenues and Expenditures Financial Profile	Per Capita Revenues by Source	Property Taxes	AFIR	\$1,552	\$1,556	\$1,565	\$1,562	\$1,420
County Revenues and Expenditures Financial Profile	Per Capita Revenues by Source	Other Taxes	AFIR	636	604	595	487	431
County Revenues and Expenditures Financial Profile	Per Capita Revenues by Source	Sales Tax	AFIR	525	502	499	469	468

				2017	2016	2015	2014	2013
County Revenues and Expenditures Financial Profile	Per Capita Revenues by Source	Sales & Services	AFIR	631	632	599	584	544
County Revenues and Expenditures Financial Profile	Per Capita Revenues by Source	Intergovernmental	AFIR	837	315	274	281	275
County Revenues and Expenditures Financial Profile	Per Capita Revenues by Source	Debt Proceeds	AFIR	761	512	133	75	347
County Revenues and Expenditures Financial Profile	Per Capita Revenues by Source	Other Miscellaneous	AFIR	130	112	111	104	79
County Revenues and Expenditures Financial Profile	Per Capita Revenues by Source	Total	AFIR	\$5,073	\$4,232	\$3,776	\$3,561	\$3,565
County Revenues and Expenditures Financial Profile	Per Capita Expenditures by Function	Education	AFIR	\$660	\$640	\$672	\$614	\$595
County Revenues and Expenditures Financial Profile	Per Capita Expenditures by Function	Debt Service	AFIR	702	587	596	604	510
County Revenues and Expenditures Financial Profile	Per Capita Expenditures by Function	Human Services	AFIR	461	454	456	459	424
County Revenues and Expenditures Financial Profile	Per Capita Expenditures by Function	General Government	AFIR	267	262	284	281	280
County Revenues and Expenditures Financial Profile	Per Capita Expenditures by Function	Public Safety	AFIR	1,170	815	920	670	745
County Revenues and Expenditures Financial Profile	Per Capita Expenditures by Function	Other	AFIR	1,489	823	816	791	811
County Revenues and Expenditures Financial Profile	Per Capita Expenditures by Function	Total	AFIR	\$4,749	\$3,580	\$3,744	\$3,419	\$3,365
County Revenues and Expenditures Financial Profile	Per Capita Expenditures by Object	Salaries & Wages	AFIR	\$891	\$888	\$876	\$922	\$876
County Revenues and Expenditures Financial Profile	Per Capita Expenditures by Object	Capital Outlay	AFIR	865	223	358	151	297
County Revenues and Expenditures Financial Profile	Per Capita Expenditures by Object	Other Operating	AFIR	2,280	1,751	1,735	1,648	1,522
County Revenues and Expenditures Financial Profile	Per Capita Expenditures by Object	Public School Capital	AFIR	58	40	79	203	14
County Revenues and Expenditures Financial Profile	Per Capita Expenditures by Object	Public School Current	AFIR	587	586	580	395	561
County Revenues and Expenditures Financial Profile	Per Capita Expenditures by Object	Public School - All Other including supplemental tax	AFIR	0	0	0		
County Revenues and Expenditures Financial Profile	Per Capita Expenditures by Object	Intergovernmental expenditures	AFIR	68	92	115	100	95
County Revenues and Expenditures Financial Profile	Per Capita Expenditures by Object	Total	AFIR	\$4,749	\$3,580	\$3,744	\$3,419	\$3,365
County Revenues and Expenditures Financial Profile	Group Average Per Capita for Counties Reporting AFIR - Revenues by Source	Property Taxes	AFIR	\$713	\$708	\$676	\$662	\$603
County Revenues and Expenditures Financial Profile	Group Average Per Capita for Counties Reporting AFIR - Revenues by Source	Other Taxes	AFIR	93	82	83	56	54
County Revenues and Expenditures Financial Profile	Group Average Per Capita for Counties Reporting AFIR - Revenues by Source	Sales Tax	AFIR	220	198	187	170	160
County Revenues and Expenditures Financial Profile	Group Average Per Capita for Counties Reporting AFIR - Revenues by Source	Sales & Services	AFIR	232	224	223	207	200
County Revenues and Expenditures Financial Profile	Group Average Per Capita for Counties Reporting AFIR - Revenues by Source	Intergovernmental	AFIR	303	281	270	261	271

				2017	2016	2015	2014	2013
County Revenues and Expenditures Financial Profile	Group Average Per Capita for Counties Reporting AFIR - Revenues by Source	Debt Proceeds	AFIR	69	82	137	16	94
County Revenues and Expenditures Financial Profile	Group Average Per Capita for Counties Reporting AFIR - Revenues by Source	Other Miscellaneous	AFIR	41	39	26	41	85
County Revenues and Expenditures Financial Profile	Group Average Per Capita for Counties Reporting AFIR - Revenues by Source	Total	AFIR	\$1,670	\$1,614	\$1,602	\$1,413	\$1,467
County Revenues and Expenditures Financial Profile	Group Average Per Capita for Counties Reporting AFIR - Expenditures by Function	Education	AFIR	\$338	\$339	\$294	\$295	\$279
County Revenues and Expenditures Financial Profile	Group Average Per Capita for Counties Reporting AFIR - Expenditures by Function	Debt Service	AFIR	138	133	129	131	149
County Revenues and Expenditures Financial Profile	Group Average Per Capita for Counties Reporting AFIR - Expenditures by Function	Human Services	AFIR	312	304	299	299	290
County Revenues and Expenditures Financial Profile	Group Average Per Capita for Counties Reporting AFIR - Expenditures by Function	General Government	AFIR	151	159	149	140	129
County Revenues and Expenditures Financial Profile	Group Average Per Capita for Counties Reporting AFIR - Expenditures by Function	Public Safety	AFIR	410	363	342	310	308
County Revenues and Expenditures Financial Profile	Group Average Per Capita for Counties Reporting AFIR - Expenditures by Function	Other	AFIR	293	243	250	209	264
County Revenues and Expenditures Financial Profile	Group Average Per Capita for Counties Reporting AFIR - Expenditures by Function	Total	AFIR	\$1,642	\$1,540	\$1,464	\$1,385	\$1,418
County Revenues and Expenditures Financial Profile	Group Average Per Capita for Counties Reporting AFIR - Expenditures by Object	Salaries & Wages	AFIR	\$380	\$368	\$348	\$327	\$325
County Revenues and Expenditures Financial Profile	Group Average Per Capita for Counties Reporting AFIR - Expenditures by Object	Capital Outlay	AFIR	153	104	86	68	103
County Revenues and Expenditures Financial Profile	Group Average Per Capita for Counties Reporting AFIR - Expenditures by Object	Other Operating	AFIR	767	731	730	691	702
County Revenues and Expenditures Financial Profile	Group Average Per Capita for Counties Reporting AFIR - Expenditures by Object	Public School Capital	AFIR	28	60	31	46	42
County Revenues and Expenditures Financial Profile	Group Average Per Capita for Counties Reporting AFIR - Expenditures by Object	Public School Current	AFIR	282	234	236	226	216
County Revenues and Expenditures Financial Profile	Group Average Per Capita for Counties Reporting AFIR - Expenditures by Object	Public School - All Other including supplemental tax	AFIR	0	14	1	0	0
County Revenues and Expenditures Financial Profile	Group Average Per Capita for Counties Reporting AFIR - Expenditures by Object	Intergovernmental expenditures	AFIR	31	30	32	27	30
County Revenues and Expenditures Financial Profile	Group Average Per Capita for Counties Reporting AFIR - Expenditures by Object	Total	AFIR	\$1,642	\$1,540	\$1,464	\$1,385	\$1,418

				2017	2016	2015	2014	2013
County Revenues and Expenditures Financial Profile		Number of Reporting (AFIR) Counties in Group	AFIR	20	20	21	20	20
County Revenues and Expenditures Financial Profile		Average Population of Counties Reporting AFIR in Group	AFIR	37,818	37,631	36,966	37,522	37,726
General Fund		General Fund revenues	Audit	\$101,743,744	\$96,800,752	\$95,115,863	\$93,797,594	\$85,864,922
General Fund		General Fund expenditures	Audit	103,437,644	97,787,672	96,792,226	95,866,612	90,778,837
General Fund		Operating transfers in	Audit	2,767,393	2,603,500	2,625,000	3,108,292	3,919,153
General Fund		Operating transfers out	Audit	200,000	655,773	250,000	495,402	100,000
General Fund		Proceeds from capital leases and installment purchases	Audit	933,792	1,063,850	921,085	1,005,925	1,769,409
General Fund		Other items	Audit	583,884	142,346	152,192	35,426	-3,067,153
General Fund		Excess of revenues and other sources over (under) expenditures and other uses	Audit	\$2,391,169	\$2,167,003	\$1,771,914	\$1,585,223	(\$2,392,506)
General Fund	Fund balance available (FBA)	In dollars	Audit	\$21,395,737	\$21,925,614	\$19,846,564	\$17,550,889	\$16,011,203
General Fund	Fund balance available (FBA)	FBA as a % of GF Net Expenditures: Unit's FBA %	AFIR	20.83%	22.52%	20.65%	18.41%	17.97%
General Fund	Fund balance available (FBA)	FBA as a % of GF Net Expenditures: Group Average FBA % of Counties Reporting Audit	AFIR	33.66%	32.77%	31.19%	30.49%	27.84%
General Fund	Fund balance available (FBA)	FBA as a % of GF Net Expenditures: State Average FBA % of Counties Reporting Audit	AFIR	29.35%	28.28%	27.49%	27.46%	26.74%
General Fund	Fund balance available (FBA)	Number of Counties Reporting Audit in Group	Audit	21	21	21	20	21
Cash, Investments and Financing		Population at July 1st of the Previous Year	NCDOR	36,387	36,001	35,415	35,273	34,816
Cash, Investments and Financing		Population Group	AFIR	25,000 to 49,999	25,000 to 49,999	25,000 to 49,999	25,000 to 49,999	25,000 to 49,999
Cash, Investments and Financing		Cash & Investments at June 30th	Audit	80,343,790	81,644,845	60,879,963	66,492,054	58,018,729
Cash, Investments and Financing		Investment Earnings	AFIR			481,949	38,193	399,967
Cash, Investments and Financing		Tax Rate Equivalent	AFIR	0.0000	0.0000	0.0037	0.0003	0.0023
Cash, Investments and Financing		Tax Rate Equivalent: Group Average of Counties Reporting AFIR	AFIR			0.0016	0.0007	0.0011
Cash, Investments and Financing		Tax Rate Equivalent: State Average for Counties Reporting AFIR	AFIR			0.0037	0.0031	0.0035
Cash, Investments and Financing		Latest year of Revaluation	NCDOR	2013	2013	2013	2013	2005
Cash, Investments and Financing		January 1, Prior Year Assessed Valuation	NCDOR	13,116,711,259	12,955,977,064	12,853,443,254	12,722,487,403	17,644,661,218
Cash, Investments and Financing		Tax Rate	NCDOR	0.4300	0.4300	0.4300	0.4300	0.2800
Cash, Investments and Financing		Tax Rate Group Average	AFIR	0.5648	0.5413	0.5203	0.5150	0.4875
Cash, Investments and Financing		Tax Rate State Average	AFIR	0.6648	0.6617	0.6470	0.6329	0.6192
Cash, Investments and Financing		Assessment -to-Sales Ratio	NCDOR	92.42	95.17	93.80	94.15	123.12
Cash, Investments and Financing		Assessment -to-Sales Ratio Group Average	AFIR	99.92	105.24	107.11	108.47	110.01

				2017	2016	2015	2014	2013
Cash, Investments and Financing		Assessment -to-Sales Ratio State Average	AFIR	96.64	98.65	101.61	104.08	104.20
Cash, Investments and Financing		Assessed Valuation adjusted for Assessed to Sales Ratio	AFIR	14,192,502,985	13,613,509,577	13,703,031,188	13,512,997,773	14,331,271,295
Cash, Investments and Financing		Tax Rate Adjusted	AFIR	0.3974	0.4092	0.4033	0.4048	0.3447
Cash, Investments and Financing		Tax Rate Adjusted Group Average	AFIR	0.5643	0.5696	0.5573	0.5586	0.5362
Cash, Investments and Financing		Tax Rate Adjusted State Average	AFIR	0.6424	0.6528	0.6574	0.6587	0.6451
Cash, Investments and Financing		Percent Collected	Audit	99.23%	99.47%	99.26%	99.18%	99.06%
Cash, Investments and Financing		Percent Collected Group Average for Counties Reporting Audit	Audit	97.90%	97.73%	97.47%	96.71%	95.46%
Cash, Investments and Financing		Percent Collected State Average for Counties Reporting Audit	Audit	98.92%	98.78%	98.59%	97.97%	97.30%
Cash, Investments and Financing		Percent Collected Excluding Motor Vehicles	Audit	99.20%	99.45%	99.24%	99.26%	99.27%
Cash, Investments and Financing		Percent Collected Excluding Motor Vehicles Group Average for Counties Reporting Audit	Audit	97.73%	97.56%	97.33%	96.90%	96.52%
Cash, Investments and Financing		Percent Collected Excluding Motor Vehicles State Average for Counties Reporting Audit	Audit	98.83%	98.68%	98.50%	98.23%	98.17%
Cash, Investments and Financing		Percent Collected Motor Vehicles Only	Audit	100.00%	100.00%	99.92%	96.64%	88.40%
Cash, Investments and Financing		Percent Collected Motor Vehicles Only Group Average for Counties Reporting Audit	Audit	99.95%	99.91%	99.35%	94.60%	80.97%
Cash, Investments and Financing		Percent Collected Motor Vehicles Only State Average for Counties Reporting Audit	Audit	99.90%	99.85%	99.73%	95.11%	86.20%
Cash, Investments and Financing		Tax Uncollected	Audit	438,049	297,420	407,609	451,039	466,272
Cash, Investments and Financing		Tax Uncollected Rate Equivalent	Audit	0.0033	0.0023	0.0032	0.0035	0.0026
Debt Information		Population Group	LGC Debt	25,000 to 49,999	25,000 to 49,999	25,000 to 49,999	25,000 to 49,999	25,000 to 49,999
Debt Information	Ratings	Fitch	LGC Debt	AA	AA	AA	AA	AA
Debt Information	Ratings	Moody's	LGC Debt	Aa2	Aa2	Aa2	Aa2	Aa2
Debt Information	Ratings	S & P	LGC Debt	AA+	AA+	AA	AA	AA
Debt Information	General Obligation Debt (GO)	Enterprise	LGC Debt	0	0	0		0
Debt Information	General Obligation Debt (GO)	General Government	LGC Debt	0	0	110,000	210,000	310,000
Debt Information	General Obligation Debt (GO)	Total	LGC Debt	\$0	\$0	\$110,000	\$210,000	\$310,000
Debt Information	General Obligation Debt (GO)	Total Per Capita	AFIR	0	0	3	6	9
Debt Information	General Obligation Debt (GO)	Total Per Capita for the Population Group	AFIR	129	142	158	214	132
Debt Information	General Obligation Debt (GO)	Total Per Capita State Average on the County and Municipality	AFIR	650	639	685	827	743
Debt Information	General Obligation Debt (GO)	Total per Assessed Valuation Adjusted for Current Year Sales	AFIR	0.0000%	0.0000%	0.0008%	0.0015%	0.0021%

				2017	2016	2015	2014	2013
Debt Information	General Obligation Debt (GO)	Total per Assessed Valuation Adjusted for Current Year Sales- Group Average	AFIR	0.1049%	0.1187%	0.1335%	0.1851%	0.1170%
Debt Information	General Obligation Debt (GO)	Total per Assessed Valuation Adjusted for Current Year Sales - State Average on the County and Municipality	AFIR	0.6048%	0.6162%	0.6801%	0.8222%	0.7523%
Debt Information	General Obligation Debt (GO)	Total Authorized but not Issued Including Enterprise Debt	LGC Debt		0	0		
Debt Information	Installment Sales Purchases and Lease Obligations	Enterprise	LGC Debt	31,018,350	11,865,246	2,154,823	2,488,936	2,818,415
Debt Information	Installment Sales Purchases and Lease Obligations	General Government	LGC Debt	91,124,729	102,035,353	107,468,295	115,702,602	126,712,629
Debt Information	Installment Sales Purchases and Lease Obligations	Total	LGC Debt	\$122,143,079	\$113,900,599	\$109,623,118	\$118,191,538	\$129,531,044
Debt Information	Installment Sales Purchases and Lease Obligations	Revenue Bond Debt	LGC Debt		0	0	0	
Debt Information	Installment Sales Purchases and Lease Obligations	Total Debt Listed Above	LGC Debt	\$122,143,079	\$113,900,599	\$109,623,118	\$118,191,538	\$129,531,044
Water and Sewer Systems	Volume of water treated and/or purchased and put into the start of your distribution system.	Water (Millions of Gallons)	AFIR	2,160.00	2,049.00	4,115.00	2,018.00	1,922.00
Water and Sewer Systems	Volume of wastewater treated internally or by another utility (entering all treatment plants).	Wastewater (Millions of Gallons)	AFIR	0.00	0.00	0.00	0.00	0.00
Water and Sewer Systems	Volume of water billed to all customers (residential, non-residential & bulk).	Water (Millions of Gallons)	AFIR	1,899.00	1,883.00	3,865.00	1,917.00	1,938.00
Water and Sewer Systems	Volume of wastewater billed to all customers (residential, non-residential & bulk).	Wastewater (Millions of Gallons)	AFIR	0.00	0.00	0.00	0.00	0.00
Water and Sewer Systems	Volume of water billed only to residential customers (if your unit identifies residential customers).	Water / Sewer (Millions of Gallons)	AFIR	0.00	0.00	0.00	0.00	0.00
Water and Sewer Systems	Volume of wastewater billed only to residential customers (if your unit identifies residential customers).	Wastewater (Millions of Gallons)	AFIR	0.00	0.00	0.00	0.00	0.00
County School Report	Sources of County Funding for Public School Capital Outlays	Restricted Portions of Local option sales taxes - Article 40 (30% restricted)	AFIR	767,595	751,279	721,087	657,273	628,136
County School Report	Sources of County Funding for Public School Capital Outlays	Restricted portions of local option sales taxes - Article 42 (60% restricted)	AFIR	3,283,355	3,086,656	3,014,558	2,828,041	2,790,986
County School Report	Sources of County Funding for Public School Capital Outlays	Interest on restricted sales taxes	AFIR	0	0	0	0	0
County School Report	Total Restricted Local Option Sales Tax Sources		AFIR	\$4,050,950	\$3,837,935	\$3,735,645	\$3,485,314	\$3,419,122
County School Report	Sources of County Funding for Public School Capital Outlays	Withdrawal from the Public Schools Building Capital Fund	AFIR	0	0	0	0	41
County School Report	Other Sources:	NC Education Lottery	AFIR	360,000	360,000	350,000	345,000	355,000
County School Report	Sources of County Funding for Public School Capital Outlays	Proceeds from general obligation debt for public school less issuance costs	AFIR	0	0	0	0	0
County School Report	Sources of County Funding for Public School Capital Outlays	Proceeds from non-general obligation debt for public school less issuance costs	AFIR	690,000	0	3,015,000	0	0

				2017	2016	2015	2014	2013
County School Report	Sources of County Funding for Public School Capital Outlays	Interest on debt proceeds	AFIR	69	272	180	0	0
County School Report	Sources of County Funding for Public School Capital Outlays	Other sources: General Fund	AFIR	4,921,278	5,475,227	2,554,373	5,902,255	2,044,107
County School Report	Sources of County Funding for Public School Capital Outlays	Other sources: All other	AFIR	1,550,000	1,452,741	2,780,591	1,265,918	482,175
County School Report	Other Sources:	Grants from Public School Building Bond Fund	AFIR					
County School Report	Other Sources:	Unrestricted sources	AFIR					
County School Report	Sources of County Funding for School Capital Outlay	Total Other Sources	AFIR	\$7,521,347	\$7,288,240	\$8,700,144	\$7,513,173	\$2,881,323
County School Report	Sources of County Funding for Public School Capital Outlays	Total	AFIR	\$11,572,297	\$11,126,175	\$12,435,789	\$10,998,487	\$6,300,445
County School Report	Deduct: Uses of County Funding for Public School Capital Outlays	Public school debt service (principal and interest) - Article 40	AFIR	767,595	751,279	721,087	657,273	628,136
County School Report	Deduct: Uses of County Funding for Public School Capital Outlays	Public school capital outlay- Article 40	AFIR	0	0	0	0	0
County School Report	Deduct: Uses of County Funding for Public School Capital Outlays	Public school debt service (principal and interest) - Article 42	AFIR	3,283,355	3,086,656	3,014,558	2,828,041	2,790,986
County School Report	Deduct: Uses of County Funding for Public School Capital Outlays	Public school capital outlay - Article 42	AFIR	0	0	0	0	0
County School Report	Use Funded by Restricted Portions of Local Option Sales Taxes:	Total Uses Funded by Restricted Portions of Local Option Sales Taxes	AFIR	\$4,050,950	\$3,837,935	\$3,735,645	\$3,485,314	\$3,419,122
County School Report	Deduct: Uses of County Funding for Public School Capital Outlays	Public school debt service (principal and interest) - Public School Building Capital Fund	AFIR	0	0	0	0	41
County School Report	Deduct: Uses of County Funding for Public School Capital Outlays	Public school capital outlay- Public School Building Capital Fund	AFIR	0	0	0	0	0
County School Report	Deduct: Uses of County Funding for Public School Capital Outlays	Public school debt service after January 1, 2003 (principal and interest) - NC Education Lottery	AFIR	360,000	360,000	350,000	345,000	355,000
County School Report	Deduct: Uses of County Funding for Public School Capital Outlays	Public school outlay - NC Education Lottery	AFIR	0	0	0	0	0
County School Report	Deduct: Uses of County Funding for Public School Capital Outlays	Public school debt service (principal and interest) - other sources	AFIR	5,052,955	5,475,499	5,569,553	0	2,044,107
County School Report	Deduct: Uses of County Funding for Public School Capital Outlays	Public school capital projects funds - other sources	AFIR	2,108,392	1,452,741	2,780,591	1,265,918	482,175
County School Report	Deduct: Uses of County Funding for Public School Capital Outlays	General Fund and all other funds	AFIR	0	0	0	5,902,255	0
County School Report	Deduct: Uses of County Funding for Public School Capital Outlays	Fair Market Value of Assets Donated to Public Schools by the County	AFIR	0	0	0	0	0
County School Report	Deduct: Uses of County Funding for Public School Capital Outlays	Public School Building Bond Fund - public school capital outly	AFIR					
County School Report	Deduct: Uses of County Funding for Public School Capital Outlays	Total	AFIR	\$7,521,347	\$7,288,240	\$8,700,144	\$7,513,173	\$2,881,323
County School Report	Total Uses of Capital Funding for School Capital Outlays		AFIR	\$11,572,297	\$11,126,175	\$12,435,789	\$10,998,487	\$6,300,445
County School Report		Sources of county funding over (under) uses of county funding	AFIR	0	0	0	0	0

				2017	2016	2015	2014	2013
County School Report	Add: Beginning Balance, July 1, Prior Year	Unexpended restricted - local option sales tax	AFIR	0	0	0	0	0
County School Report	Add: Beginning Balance, July 1, Prior Year	Unexpended - other sources	AFIR	0	0	0	0	0
County School Report	Equals: Ending Balance, June 30, Current Year	Total Ending Balance	AFIR	0	0	0	0	0
County School Report	Total Ending Balance Comprised of:	Portion of total ending balance that is restricted - local option sales tax	AFIR	\$0	\$0	\$0	\$0	\$0
County School Report	Total Ending Balance Comprised of:	Portion of total ending balance that is from other sources	AFIR	\$0	\$0	\$0	\$0	\$0
County School Report	Additional Information	Average daily membership (ADM)- Allotted	AFIR	5,010	4,992	5,029	4,932	4,917
County School Report	Additional Information	Adjusted unit tax rate	AFIR	39.7406%	40.9231%	40.3340%	40.4845%	34.4736%
County School Report	Additional Information	Average adjusted unit tax rate for population group	AFIR	56.4291%	56.9619%	55.7277%	55.8608%	53.6245%
County School Report	Additional Information	Assessed valuation per ADM	AFIR	2,618,106	2,595,348	2,555,865	2,579,580	3,588,501
County School Report	Additional Information	Department of Public Instruction Lottery Allocation	AFIR	339,331	336,823	340,189	333,578	335,405
County School Report	Additional Information	School bonds authorized and Unissued as of 3/31 of the following year	AFIR	0	0	0	0	0

Annual Financial Information Report Detail

Label	Sub Label	Description	Source	Line1	Line2	Census	2017	2016	2015	2014	2013
Tax Revenues		County wide tax levy includes current, prior, penalties and interest	AFIR	20250	10250	rev10250	56,486,678	56,008,088	55,409,214	55,084,869	49,444,138
Tax Revenues		Special tax Districts Levy	AFIR	20260	10260	rev10260	4,217,034	4,066,422	4,026,018	3,991,421	3,867,832
Tax Revenues		"School - Tax levy includes current, prior, penalties and interest (if reported on your ""Statement of Revenues, Expenditures and Changes in Fund Balance"")"	AFIR	20270	10270	rev10270	0	0	0	0	0
Tax Revenues		Occupancy Tax	AFIR	20280	10280	rev10280	13,911,420	12,834,470	12,328,828	9,257,695	7,547,352
Tax Revenues		Prepared Food	AFIR	20290	10290	rev10290	0	0	0	0	0
Tax Revenues		Amusements licensing and permit taxes	AFIR	20300	10300	rev10300	0	0	0	0	0
Tax Revenues		Gross Short Term Lease and Rental Tax	AFIR	20310	10310	rev10310	0	0	0	0	0
Tax Revenues		Sales Tax includes all articles except the hold harmless provisions recorded in intergovernmental above line 1014.	AFIR	20330	10330	rev10330	19,115,286	18,069,621	17,662,414	16,552,133	16,281,102
Tax Revenues		Transportation taxes - license or vehicle tax	AFIR	20340	10340	rev10340	0	0	0	0	0
Tax Revenues		Deed Stamp Excise Tax	AFIR	20350	10350	rev10350	689,721	663,467	660,064	567,693	520,452
Tax Revenues		Real Property Transfer Tax	AFIR	20360	10360	rev10360	4,271,381	4,101,628	3,990,322	3,284,284	3,006,418
Tax Revenues		All other Tax Revenues	AFIR	20380	10380	rev10380	65,536	64,203	66,957	67,671	65,796
Federal Intergov. Revenues		All Other Streets and Highways - exclude Powell bill	AFIR	20020	10020	fed10020	0	0	0	0	0
Federal Intergov. Revenues		Airports	AFIR	20030	10030	fed10030	0	0	0	0	0
Federal Intergov. Revenues		All Other Mass Transit: bus, rail systems, etc.	AFIR	20040	10040	fed10040	0	0	0	0	0
Federal Intergov. Revenues		Education-Public School Building Capital Fund/Bond Fund/Lottery	AFIR	20050	10050	fed10050	0	0	0	0	0
Federal Intergov. Revenues		Health (excluding Medicaid)	AFIR	20060	10060	fed10060	0	0	0	0	0
Federal Intergov. Revenues		Mental Health (excluding Medicaid)	AFIR	20070	10070	fed10070	0	0	0	0	0
Federal Intergov. Revenues		Hospitals (excluding Medicaid)	AFIR	20080	10080	fed10080	0	0	0	0	0
Federal Intergov. Revenues		Human Services-all other including Social Services (excluding Medicaid)	AFIR	20090	10090	fed10090	0	0	0	0	0
Federal Intergov. Revenues		Natural resources-Environmental Protection	AFIR	20100	10100	fed10100	0	0	0	0	0
Federal Intergov. Revenues		Public Safety-Clerk of Superior Court facility fees, arrest fees & other court cost	AFIR	20110	10110	fed10110	0	0	0	0	0
Federal Intergov. Revenues		All other Public Safety fees- Excluding Unauthorized substance tax and clerk of court facility fees	AFIR	20130	10130	fed10130	15,665	17,778	63,309	80,294	85,625

Label	Sub Label	Description	Source	Line1	Line2	Census	2017	2016	2015	2014	2013
Federal Intergov. Revenues		Economical and Physical development - Housing and Community Development, JTPA, Etc.	AFIR	20170	10170	fed10170	0	0	0	0	0
Federal Intergov. Revenues		Water Supply System	AFIR	20180	10180	fed10180	0	0	0	0	0
Federal Intergov. Revenues		Sewerage	AFIR	20190	10190	fed10190	0	0	0	0	0
Federal Intergov. Revenues		Electric Power System - Other than the Franchise Tax on Electric Power received from the State Quarterly	AFIR	20200	10200	fed10200	0	0	0	0	0
Federal Intergov. Revenues		Gas Supply System - Other than Excise Tax on Piped natural Gas received Quarterly from the State	AFIR	20210	10210	fed10210	0	0	0	0	0
Federal Intergov. Revenues		Other Restricted support	AFIR	20220	10220	fed10220	0	0	0	0	0
Federal Intergov. Revenues		Other Unrestricted support: Fed includes PILOT, All Quarterly Utility Franchise taxes(Excise Tax on Piped natural Gas to Cities, Franchise Tax o Electric Power to Cities, Sales Tax on Telecommunications Services to Cities, Sales Tax on Video Programming to Cities and Counties), Hold Harmless distributions, charge distribution, other unrestricted intergovernmental revenues.	AFIR	20230	10230	fed10230	290,696	265,944	328,665	355,370	317,643
Federal Intergov. Revenues		Cultural and Recreation	AFIR	20240	10240	fed10240	0	0	0	0	0
State Intergovernmental Revenues		Streets and Highways - Powell bill	AFIR	20010	10010	sta10010	0	0	0	0	0
State Intergovernmental Revenues		All Other Streets and Highways - exclude Powell bill	AFIR	20020	10020	sta10020	0	0	0	0	0
State Intergovernmental Revenues		Airports	AFIR	20030	10030	sta10030	0	0	0	0	0
State Intergovernmental Revenues		All Other Mass Transit: bus, rail systems, etc.	AFIR	20040	10040	sta10040	0	0	0	0	0
State Intergovernmental Revenues		Education-Public School Building Capital Fund/Bond Fund/Lottery	AFIR	20050	10050	sta10050	360,000	360,000	350,000	345,000	355,041
State Intergovernmental Revenues		Health (excluding Medicaid)	AFIR	20060	10060	sta10060	587,173	590,379	540,745	525,896	552,113
State Intergovernmental Revenues		Mental Health (excluding Medicaid)	AFIR	20070	10070	sta10070	0	0	0	0	0
State Intergovernmental Revenues		Hospitals (excluding Medicaid)	AFIR	20080	10080	sta10080	0	0	0	0	0
State Intergovernmental Revenues		Human Services-all other including Social Services (excluding Medicaid)	AFIR	20090	10090	sta10090	4,005,973	4,111,898	4,116,158	4,201,766	3,896,866
State Intergovernmental Revenues		Natural resources-Environmental Protection	AFIR	20100	10100	sta10100	0	4,810	2,845	98,458	35,162
State Intergovernmental Revenues		Public Safety-Clerk of Superior Court facility fees, arrest fees & other court cost	AFIR	20110	10110	sta10110	125,666	116,629	101,660	98,671	105,903
State Intergovernmental Revenues		Unauthorized Substance Tax	AFIR	20120	10120	sta10120	13,009	8,465	18,906	19,331	18,033

Label	Sub Label	Description	Source	Line1	Line2	Census	2017	2016	2015	2014	2013
State Intergovernmental Revenues		All other Public Safety fees- Excluding Unauthorized substance tax and clerk of court facility fees	AFIR	20130	10130	sta10130	9,204,053	2,933,193	1,221,364	92,631	31,833
State Intergovernmental Revenues		911 Emergency Telephone Services Fund (ETST) Revenue (do not include interest)	AFIR		10150	sta10150	312,924	341,885	312,714	285,616	261,484
State Intergovernmental Revenues		Economical and Physical development - Housing and Community Development, JTPA, Etc.	AFIR	20170	10170	sta10170	27,757	23,810	30,230	314,341	52,106
State Intergovernmental Revenues		Water Supply System	AFIR	20180	10180	sta10180	0	0	128,115	39,258	0
State Intergovernmental Revenues		Sewerage	AFIR	20190	10190	sta10190	0	0	0	0	0
State Intergovernmental Revenues		Electric Power System - Other than the Franchise Tax on Electric Power received from the State Quarterly	AFIR	20200	10200	sta10200	0	0	0	0	0
State Intergovernmental Revenues		Gas Supply System - Other than Excise Tax on Piped natural Gas received Quarterly from the State	AFIR	20210	10210	sta10210	0	0	0	0	0
State Intergovernmental Revenues		Other Restricted support	AFIR	20220	10220	sta10220	0	102,101	0	780,694	1,416,003
State Intergovernmental Revenues		Other Unrestricted support: Fed includes PILOT, All Quarterly Utility Franchise taxes(Excise Tax on Piped natural Gas to Cities, Franchise Tax o Electric Power to Cities, Sales Tax on Telecommunications Services to Cities, Sales Tax on Video Programming to Cities and Counties), Hold Harmless distributions, charge distribution, other unrestricted intergovernmental revenues.	AFIR	20230	10230	sta10230	308,763	194,749	272,222	281,851	193,748
State Intergovernmental Revenues		Cultural and Recreation	AFIR	20240	10240	sta10240	617,223	532,767	451,160	579,047	613,115
Intergovernmental Revenues		Medicaid payments received for any function: Health, Mental Health, Social Services, Hospitals, etc.	AFIR	20440	10440	rev10440	710,689	586,881	542,361	773,094	1,048,992
Intergovernmental Revenues		Medicaid payments received for ambulance and rescue squads	AFIR	20840	10840	rev10840	390,831	496,157	545,963	396,206	0
Local Intergov. Revenues		Streets and Highways - Powell bill	AFIR	20010	10010	loc10010	0	0	0	0	0
Local Intergov. Revenues		All Other Streets and Highways - exclude Powell bill	AFIR	20020	10020	loc10020	0	0	0	0	0
Local Intergov. Revenues		Airports	AFIR	20030	10030	loc10030	134,306	131,376	133,446	135,516	132,503
Local Intergov. Revenues		All Other Mass Transit: bus, rail systems, etc.	AFIR	20040	10040	loc10040	0	0	0	0	0
Local Intergov. Revenues		Education-Public School Building Capital Fund/Bond Fund/Lottery	AFIR	20050	10050	loc10050	0	0	0	0	0
Local Intergov. Revenues		Health (excluding Medicaid)	AFIR	20060	10060	loc10060	0	0	0	0	0
Local Intergov. Revenues		Mental Health (excluding Medicaid)	AFIR	20070	10070	loc10070	0	0	0	0	0
Local Intergov. Revenues		Hospitals (excluding Medicaid)	AFIR	20080	10080	loc10080	0	0	0	0	0

Label	Sub Label	Description	Source	Line1	Line2	Census	2017	2016	2015	2014	2013
Local Intergov. Revenues		Human Services-all other including Social Services (excluding Medicaid)	AFIR	20090	10090	loc10090	0	0	0	0	0
Local Intergov. Revenues		Natural resources-Environmental Protection	AFIR	20100	10100	loc10100	0	0	0	0	0
Local Intergov. Revenues		Public Safety-Clerk of Superior Court facility fees, arrest fees & other court cost	AFIR	20110	10110	loc10110	0	0	0	0	0
Local Intergov. Revenues		Unauthorized Substance Tax	AFIR	20120	10120	loc10120	0	0	0	0	0
Local Intergov. Revenues		All other Public Safety fees- Excluding Unauthorized substance tax and clerk of court facility fees	AFIR	20130	10130	loc10130	0	0	0	0	0
Local Intergov. Revenues		911 Emergency Telephone Services Fund (ETST) Revenue (do not include interest)	AFIR		10150	loc10150	0	0	0	0	0
Local Intergov. Revenues		Economical and Physical development - Housing and Community Development, JTPA, Etc.	AFIR	20170	10170	loc10170	12,829,735	0	0	0	0
Local Intergov. Revenues		Water Supply System	AFIR	20180	10180	loc10180	0	0	0	0	0
Local Intergov. Revenues		Sewerage	AFIR	20190	10190	loc10190	0	0	0	0	0
Local Intergov. Revenues		Electric Power System - Other than the Franchise Tax on Electric Power received from the State Quarterly	AFIR	20200	10200	loc10200	0	0	0	0	0
Local Intergov. Revenues		Gas Supply System - Other than Excise Tax on Piped natural Gas received Quarterly from the State	AFIR	20210	10210	loc10210	0	0	0	0	0
Local Intergov. Revenues		Other Restricted support	AFIR	20220	10220	loc10220	0	0	0	0	0
Local Intergov. Revenues		Other Unrestricted support: Fed includes PILOT, All Quarterly Utility Franchise taxes(Excise Tax on Piped natural Gas to Cities, Franchise Tax on Electric Power to Cities, Sales Tax on Telecommunications Services to Cities, Sales Tax on Video Programming to Cities and Counties), Hold Harmless distributions, charge distribution, other unrestricted intergovernmental revenues.	AFIR	20230	10230	loc10230	518,229	517,440	558,986	492,912	461,934
Local Intergov. Revenues		Cultural and Recreation	AFIR	20240	10240	loc10240	19,120	0	0	0	0
Sales & Service		Airport	AFIR	20450	10450	rev10450	0	0	0	0	0
Sales & Service		Hospital (exclude Medicaid and intergovernmental)	AFIR	20460	10460	rev10460	0	0	0	0	0
Sales & Service		Housing project	AFIR	20470	10470	rev10470	0	0	0	0	0
Sales & Service		Highways and roads (tunnels, bridges and ferries)	AFIR	20480	10480	rev10480	0	0	0	0	0
Sales & Service		Environmental	AFIR	20490	10490	rev10490	418,495	433,540	381,457	351,160	340,085
Sales & Service		Parking Revenues	AFIR	20500	10500	rev10500	0	0	0	0	0
Sales & Service		Library Fees	AFIR	20510	10510	rev10510	0	0	0	0	0

Label	Sub Label	Description	Source	Line1	Line2	Census	2017	2016	2015	2014	2013
Sales & Service		Park and Rec - including parks, golf, tennis, football, basketball, rec courses, etc.	AFIR	20520	10520	rev10520	234,543	247,832	234,843	222,866	215,467
Sales & Service		Cultural - all except libraries and parks and rec listed elsewhere	AFIR	20530	10530	rev10530	164,257	193,670	206,261	114,484	143,995
Sales & Service		Solid Waste - Collection and Landfill Fees	AFIR	20540	10540	rev10540	1,736,726	1,824,149	1,997,571	1,704,941	1,872,044
Sales & Service		Mass Transit - Unit Operated	AFIR	20550	10550	rev10550	0	0	0	0	0
Sales & Service		Ambulance and Rescue Squad charges (exclude Medicaid and intergovernmental listed above)	AFIR	20560	10560	rev10560	4,291,801	4,341,754	3,883,521	3,844,956	2,799,893
Sales & Service		Health fees (exclude Medicaid and intergovernmental listed above)	AFIR	20570	10570	rev10570	2,208,574	1,850,740	1,523,516	2,025,226	1,832,106
Sales & Service		Social Services fees (exclude Medicaid and intergovernmental listed above)	AFIR	20580	10580	rev10580	103,089	107,494	110,482	110,271	77,731
Sales & Service		Mental Health fees (exclude Medicaid and intergovernmental listed above)	AFIR	20590	10590	rev10590	0	0	0	0	0
Sales & Service		Public Safety	AFIR	20600	10600	rev10600	620,283	331,371	289,809	266,506	282,540
Sales & Service		Inspection fees	AFIR	20610	10610	rev10610	0	0	0	0	0
Sales & Service		Rents	AFIR	20620	10620	rev10620	0	0	0	0	0
Sales & Service		Royalties	AFIR	20630	10630	rev10630	0	0	0	0	0
Sales & Service		Other sales and service fees - Cemeteries, cable television, telephone utilities, Register of Deeds fees	AFIR	20640	10640	rev10640	978,043	979,792	930,211	1,036,671	1,016,920
Utility Revenues		Water Supply System	AFIR	20390	10390	rev10390	12,141,485	12,382,032	11,579,620	10,868,808	10,305,284
Utility Revenues		Sewer Charges	AFIR	20400	10400	rev10400	65,548	63,230	63,514	64,291	65,097
Utility Revenues		Electric	AFIR	20410	10410	rev10410	0	0	0	0	0
Utility Revenues		Gas	AFIR	20420	10420	rev10420	0	0	0	0	0
Utility Revenues		Storm Water Fees	AFIR	20430	10430	rev10430	0	0	0	0	0
All Other		Special Assessments	AFIR	20650	10650	rev10650	408,605	428,481	446,045	474,312	509,276
All Other		Interest earnings-Bond Proceeds	AFIR	20660	10660	rev10660	898	1,892	1,146	1,222	4,280
All Other		Interest Earnings on 911 Funds	AFIR	20670	10670	rev10670	2,215	3,095	5,038	4,617	-1,044
All Other		All other interest earnings	AFIR	20680	10680	rev10680	712,707	578,378	608,173	522,690	-57,547
All Other		1 cent and 5 cent bottle tax	AFIR	20690	10690	rev10690	43,907	42,704	40,959	39,186	38,338
All Other		ABC Mix drink Surcharge	AFIR	20700	10700	rev10700	40,213	40,077	38,936	37,299	36,224
All Other		ABC Profit Distribution	AFIR	20710	10710	rev10710	1,362,476	1,378,475	1,376,698	1,067,017	1,105,938
All Other		Building permits	AFIR	20730	10730	rev10730	260,503	318,274	218,139	209,913	173,885

Label	Sub Label	Description	Source	Line1	Line2	Census	2017	2016	2015	2014	2013
All Other		Privilege Licenses- Occupational and Business	AFIR	20720	10720	rev10720	0	0	0	0	0
All Other		other licenses	AFIR	20750	10750	rev10750	0	0	0	0	0
All Other		other permits	AFIR	20740	10740	rev10740	18,490	22,035	12,980	16,335	19,400
All Other		Private Contributions and Donations	AFIR	20760	10760	rev10760	242,172	618,617	579,271	992,681	574,324
All Other		All other revenues not tax, intergovernmental, Utilities or sales and service included above	AFIR	20770	10770	rev10770	1,092,002	428,443	512,592	264,953	318,883
Transfers In		Transfers-in from Other Funds	AFIR	20780	10780	rev10780	16,816,292	10,568,481	4,083,888	4,289,694	21,149,793
Misc. Revenues		Proceeds of bonds, leases, install purchases, refunding bonds, etc.	AFIR		10790	rev10790	27,672,806	27,964,902	4,724,085	2,632,081	84,798,186
Misc. Revenues		Sale of property or other capital assets	AFIR	20800	10800	rev10800	541,235	142,346	83,052	35,426	42,678
Misc. Revenues		Other financing Sources	AFIR	20810	10810	rev10810	0	0	0	0	0
Misc. Revenues		Extraordinary Items (that add to net assets)	AFIR	20820		rev20820	0	0	0	0	0
Misc. Revenues		Contributed Capital from non-governmental entities that is not listed else where	AFIR	20830		rev20830	0	0	0	0	0
Misc. Revenues		Capital Contributions from other funds of the governments	AFIR	20850		rev20850	14,945	18,075	0	0	0
General Government	Payments to Other Governments	Financial Administration-Finance, Budget, Tax, internal audit, treasury, purchasing, etc.-Pymts to Other Governments	AFIR		15000	aexp15000	0	0	0	0	0
General Government	Payments to the State of NC	Financial Administration-Finance, Budget, Tax, internal audit, treasury, purchasing, etc.-Pymts to NC	AFIR		15000	bexp15000	0	0	0	0	0
General Government	Operating and Other Expenses	Financial Administration-Finance, Budget, Tax, internal audit, treasury, purchasing, etc.-Operating	AFIR		15000	cexp15000	3,094,007	2,883,683	2,865,179	2,890,388	2,924,779
General Government	Capital Outlay - Construction	Financial Administration-Finance, Budget, Tax, internal audit, treasury, purchasing, etc.-Capital Outlay Construction	AFIR		15000	dexp15000	0	0	0	0	0
General Government	Capital Outlay - Purchased	Financial Administration-Finance, Budget, Tax, internal audit, treasury, purchasing, etc.-Capital Outlay Purchase	AFIR		15000	eexp15000	0	0	0	0	12,275
General Government	Depreciation (Proprietary Fund)	Financial Administration-Finance, Budget, Tax, internal audit, treasury, purchasing, etc.-Depreciation	AFIR		15000	fexp15000					
General Government	Payments to Other Governments	Governing Body and Manager/Mayor/Clerk-Pymts to Other Governments	AFIR		15010	aexp15010	0	0	0	0	0
General Government	Payments to the State of NC	Governing Body and Manager/Mayor/Clerk-Pymts to NC	AFIR		15010	bexp15010	0	0	0	0	0
General Government	Operating and Other Expenses	Governing Body and Manager/Mayor/Clerk-Operating	AFIR		15010	cexp15010	520,939	507,869	526,485	515,871	603,632

Label	Sub Label	Description	Source	Line1	Line2	Census	2017	2016	2015	2014	2013
General Government	Capital Outlay - Construction	Governing Body and Manager/Mayor/Clerk-Capital Outlay Construction	AFIR		15010	dexp15010	0	0	0	0	0
General Government	Capital Outlay - Purchased	Governing Body and Manager/Mayor/Clerk-Capital Outlay Purchase	AFIR		15010	eexp15010	0	0	0	0	0
General Government	Depreciation (Proprietary Fund)	Governing Body and Manager/Mayor/Clerk-Depreciation	AFIR		15010	fexp15010					
General Government	Payments to Other Governments	Elections-Pymts to Other Governments	AFIR		15020	aexp15020	0	0	0	0	0
General Government	Payments to the State of NC	Elections-Pymts to NC	AFIR		15020	bexp15020	0	0	0	0	0
General Government	Operating and Other Expenses	Elections-Operating	AFIR		15020	cexp15020	260,289	289,590	278,809	268,210	261,635
General Government	Capital Outlay - Construction	Elections-Capital Outlay Construction	AFIR		15020	dexp15020	0	0	0	0	0
General Government	Capital Outlay - Purchased	Elections-Capital Outlay Purchase	AFIR		15020	eexp15020	0	0	0	0	0
General Government	Depreciation (Proprietary Fund)	Elections-Depreciation	AFIR		15020	fexp15020					
General Government	Payments to Other Governments	General Public Buildings - construction, maintenance, and operation of governmental office buildings not relating to particular purpose - Report single purpose buildings at the purpose specified.- Pymts to Other Governments	AFIR		15030	aexp15030	0	0	0	0	0
General Government	Payments to the State of NC	General Public Buildings - construction, maintenance, and operation of governmental office buildings not relating to particular purpose - Report single purpose buildings at the purpose specified.- Pymts to NC	AFIR		15030	bexp15030	0	0	0	0	0
General Government	Operating and Other Expenses	General Public Buildings - construction, maintenance, and operation of governmental office buildings not relating to particular purpose - Report single purpose buildings at the purpose specified.- Operating	AFIR		15030	cexp15030	1,594,772	1,473,556	1,505,689	1,451,341	1,422,099
General Government	Capital Outlay - Construction	General Public Buildings - construction, maintenance, and operation of governmental office buildings not relating to particular purpose - Report single purpose buildings at the purpose specified.- Capital Outlay Construction	AFIR		15030	dexp15030	55,772	0	0	0	65,258
General Government	Capital Outlay - Purchased	General Public Buildings - construction, maintenance, and operation of governmental office buildings not relating to particular purpose - Report single purpose buildings at the purpose specified.- Capital Outlay Purchase	AFIR		15030	eexp15030	111,220	68,961	5,080	101,051	50,339

Label	Sub Label	Description	Source	Line1	Line2	Census	2017	2016	2015	2014	2013
General Government	Depreciation (Proprietary Fund)	General Public Buildings - construction, maintenance, and operation of governmental office buildings not relating to particular purpose - Report single purpose buildings at the purpose specified.- Depreciation	AFIR		15030	fexp15030					
General Government	Payments to Other Governments	Central Administration - other central administration not elsewhere recorded-Pymts to Other Governments	AFIR		15040	aexp15040	0	0	0	0	0
General Government	Payments to the State of NC	Central Administration - other central administration not elsewhere recorded-Pymts to NC	AFIR		15040	bexp15040	0	0	0	0	0
General Government	Operating and Other Expenses	Central Administration - other central administration not elsewhere recorded-Operating	AFIR		15040	cexp15040	2,272,537	2,209,364	2,228,675	1,970,770	1,958,688
General Government	Capital Outlay - Construction	Central Administration - other central administration not elsewhere recorded-Capital Outlay Construction	AFIR		15040	dexp15040	0	0	0	0	0
General Government	Capital Outlay - Purchased	Central Administration - other central administration not elsewhere recorded-Capital Outlay Purchase	AFIR		15040	eexp15040	16,721	129,939	0	112,467	51,590
General Government	Depreciation (Proprietary Fund)	Central Administration - other central administration not elsewhere recorded-Depreciation	AFIR		15040	fexp15040					
General Government	Payments to Other Governments	All Other General Government-Pymts to Other Governments	AFIR	25050	15050	aexp15050	0	0	0	0	0
General Government	Payments to the State of NC	All Other General Government-Pymts to NC	AFIR	25050	15050	bexp15050	0	0	0	0	0
General Government	Operating and Other Expenses	All Other General Government-Operating	AFIR	25050	15050	cexp15050	1,790,989	1,805,313	1,975,373	2,496,863	2,368,184
General Government	Capital Outlay - Construction	All Other General Government-Capital Outlay Construction	AFIR	25050	15050	dexp15050	0	0	682,397	90,142	33,481
General Government	Capital Outlay - Purchased	All Other General Government-Capital Outlay Purchase	AFIR	25050	15050	eexp15050	0	47,421	0	1,243	0
General Government	Depreciation (Proprietary Fund)	All Other General Government-Depreciation	AFIR	25050	15050	fexp15050	0	0	0	0	0
General Government	Payments to Other Governments	Legal Services - Pmts to Other Governments	AFIR	25120	15120	aexp15120	0	0	0	0	0
General Government	Payments to the State of NC	Legal Services-Pmts to NC	AFIR	25120	15120	bexp15120	0	0	0	0	0
General Government	Operating and Other Expenses	Legal Services-Operating	AFIR	25120	15120	cexp15120	0	0	0	0	0
General Government	Capital Outlay - Construction	Legal Services-Capital Outlay Construction	AFIR	25120	15120	dexp15120	0	0	0	0	0
General Government	Capital Outlay - Purchased	Legal Services-Capital Outlay Purchase	AFIR	25120	15120	eexp15120	0	0	0	0	0
General Government	Depreciation (Proprietary Fund)	Legal Services-Depreciation	AFIR	25120	15120	fexp15120					
General Government	Payments to Other Governments	Non-cash expenses for Compensated benefits such as leave, retiree health care, etc. - Pmts to Other Governments	AFIR	25640		aexp25640	0	0	0	0	0

Label	Sub Label	Description	Source	Line1	Line2	Census	2017	2016	2015	2014	2013
General Government	Payments to the State of NC	Non-cash expenses for Compensated benefits such as leave, retiree health care, etc. - Pmts to NC	AFIR	25640		bexp25640	0	0	0	0	0
General Government	Operating and Other Expenses	Non-cash expenses for Compensated benefits such as leave, retiree health care, etc. - Operating	AFIR	25640		cexp25640	0	0	0	0	0
General Government	Capital Outlay - Construction	Non-cash expenses for Compensated benefits such as leave, retiree health care, etc. - Capital Outlay Construction	AFIR	25640		dexp25640	0	0	0	0	0
General Government	Capital Outlay - Purchased	Non-cash expenses for Compensated benefits such as leave, retiree health care, etc. - Capital Outlay Purchase	AFIR	25640		eexp25640	0	0	0	0	0
General Government	Depreciation (Proprietary Fund)	Non-cash expenses for Compensated benefits such as leave, retiree health care, etc. - Depreciation	AFIR	25640		fexp25640	0	0	0	0	0
Public Safety	Payments to Other Governments	Sheriff / Police and emergency management and communications-Pymts to other Governments	AFIR	25060	15060	aexp15060	0	0	0	0	0
Public Safety	Payments to the State of NC	Sheriff / Police and emergency management and communications-Pymts to NC	AFIR	25060	15060	bexp15060	0	0	0	0	0
Public Safety	Operating and Other Expenses	Sheriff / Police and emergency management and communications-Operating	AFIR	25060	15060	cexp15060	11,421,398	10,026,367	9,306,082	8,273,192	7,727,890
Public Safety	Capital Outlay - Construction	Sheriff / Police and emergency management and communications-Capital Outlay Construction	AFIR	25060	15060	dexp15060	10,405,184	1,470,510	325,817	0	0
Public Safety	Capital Outlay - Purchased	Sheriff / Police and emergency management and communications-Capital Outlay Purchase	AFIR	25060	15060	eexp15060	364,533	308,014	393,918	374,361	197,321
Public Safety	Depreciation (Proprietary Fund)	Sheriff / Police and emergency management and communications-Depreciation	AFIR	25060	15060	fexp15060	0	0	0	0	0
Public Safety	Payments to Other Governments	Emergency Telephone Services Fund (ETSF) (911 fund)-Pymts to other Governments	AFIR	25070	15070	aexp15070	0	0	0	0	0
Public Safety	Payments to the State of NC	Emergency Telephone Services Fund (ETSF) (911 fund)-Pymts to NC	AFIR	25070	15070	bexp15070	0	0	0	0	0
Public Safety	Operating and Other Expenses	Emergency Telephone Services Fund (ETSF) (911 fund)-Operating	AFIR		15070	cexp15070	303,840	314,151	306,256	329,469	311,851
Public Safety	Capital Outlay - Construction	Emergency Telephone Services Fund (ETSF) (911 fund)-Capital Outlay Construction	AFIR	25070	15070	dexp15070	0	1,948,311	0	0	0
Public Safety	Capital Outlay - Purchased	Emergency Telephone Services Fund (ETSF) (911 fund)-Capital Outlay Purchase	AFIR	25070	15070	eexp15070	0	0	0	0	9,312
Public Safety	Depreciation (Proprietary Fund)	Emergency Telephone Services Fund (ETSF) (911 fund)-Depreciation	AFIR	25070	15070	fexp15070	0	0	0	0	0
Public Safety	Payments to Other Governments	Fire Protection-Pymts to other Governments	AFIR	25080	15080	aexp15080	0	0	0	0	0
Public Safety	Payments to the State of NC	Fire Protection-Pymts to NC	AFIR	25080	15080	bexp15080	0	0	0	0	0

Label	Sub Label	Description	Source	Line1	Line2	Census	2017	2016	2015	2014	2013
Public Safety	Operating and Other Expenses	Fire Protection-Operating	AFIR	25080	15080	cexp15080	0	0	260,597	250,404	243,667
Public Safety	Capital Outlay - Construction	Fire Protection-Capital Outlay Construction	AFIR	25080	15080	dexp15080	0	0	0	0	0
Public Safety	Capital Outlay - Purchased	Fire Protection-Capital Outlay Purchase	AFIR	25080	15080	eexp15080	0	0	36,571	0	0
Public Safety	Depreciation (Proprietary Fund)	Fire Protection-Depreciation	AFIR	25080	15080	fexp15080	0	0	0	0	0
Public Safety	Payments to Other Governments	Inspections-Pymts to other Governments	AFIR	25090	15090	aexp15090	0	0	0	0	0
Public Safety	Payments to the State of NC	Inspections-Pymts to NC	AFIR	25090	15090	bexp15090	0	0	0	0	0
Public Safety	Operating and Other Expenses	Inspections-Operating	AFIR	25090	15090	cexp15090	0	0	0	0	0
Public Safety	Capital Outlay - Construction	Inspections-Capital Outlay Construction	AFIR	25090	15090	dexp15090	0	0	0	0	0
Public Safety	Capital Outlay - Purchased	Inspections-Capital Outlay Purchase	AFIR	25090	15090	eexp15090	0	0	0	0	0
Public Safety	Depreciation (Proprietary Fund)	Inspections-Depreciation	AFIR	25090	15090	fexp15090	0	0	0	0	0
Public Safety	Payments to Other Governments	Rescue units-Pymts to other Governments	AFIR	25100	15100	aexp15100	0	0	0	0	0
Public Safety	Payments to the State of NC	Rescue units-Pymts to NC	AFIR	25100	15100	bexp15100	0	0	0	0	0
Public Safety	Operating and Other Expenses	Rescue units-Operating	AFIR	25100	15100	cexp15100	10,821,779	10,020,922	9,495,892	9,176,329	9,154,689
Public Safety	Capital Outlay - Construction	Rescue units-Capital Outlay Construction	AFIR	25100	15100	dexp15100	37,312	0	0	0	0
Public Safety	Capital Outlay - Purchased	Rescue units-Capital Outlay Purchase	AFIR	25100	15100	eexp15100	772,923	361,854	7,654,910	433,395	3,433,243
Public Safety	Depreciation (Proprietary Fund)	Rescue units-Depreciation	AFIR	25100	15100	fexp15100	0	0	0	0	0
Public Safety	Payments to Other Governments	Court Facilities-Pymts to other Governments	AFIR	25110	15110	aexp15110	0	0	0	0	0
Public Safety	Payments to the State of NC	Court Facilities-Pymts to NC	AFIR	25110	15110	bexp15110	0	0	0	0	0
Public Safety	Operating and Other Expenses	Court Facilities-Operating	AFIR	25110	15110	cexp15110	525,973	643,685	562,815	537,066	563,915
Public Safety	Capital Outlay - Construction	Court Facilities-Capital Outlay Construction	AFIR	25110	15110	dexp15110	0	0	0	0	0
Public Safety	Capital Outlay - Purchased	Court Facilities-Capital Outlay Purchase	AFIR	25110	15110	eexp15110	935,614	0	0	0	19,716
Public Safety	Depreciation (Proprietary Fund)	Court Facilities-Depreciation	AFIR	25110	15110	fexp15110	0	0	0	0	0
Public Safety	Payments to Other Governments	Jail / Correctional Institutions-Pymts to other Governments	AFIR	25130	15130	aexp15130	0	0	0	0	0
Public Safety	Payments to the State of NC	Jail / Correctional Institutions-Pymts to NC	AFIR	25130	15130	bexp15130	0	0	0	0	0
Public Safety	Operating and Other Expenses	Jail / Correctional Institutions-Operating	AFIR	25130	15130	cexp15130	4,008,365	3,767,459	3,691,472	3,648,705	3,725,180

Label	Sub Label	Description	Source	Line1	Line2	Census	2017	2016	2015	2014	2013
Public Safety	Capital Outlay - Construction	Jail / Correctional Institutions-Capital Outlay Construction	AFIR	25130	15130	dexp15130	0	0	0	0	92,046
Public Safety	Capital Outlay - Purchased	Jail / Correctional Institutions-Capital Outlay Purchase	AFIR	25130	15130	eexp15130	129,769	106,505	178,119	130,296	71,773
Public Safety	Depreciation (Proprietary Fund)	Jail / Correctional Institutions-Depreciation	AFIR	25130	15130	fexp15130	0	0	0	0	0
Public Safety	Payments to Other Governments	Other Jail / Correctional Activities-Pymts to other Governments	AFIR	25140	15140	aexp15140	0	0	0	0	0
Public Safety	Payments to the State of NC	Other Jail / Correctional Activities-Pymts to NC	AFIR	25140	15140	bexp15140	0	0	0	0	0
Public Safety	Operating and Other Expenses	Other Jail / Correctional Activities-Operating	AFIR	25140	15140	cexp15140	0	0	0	0	0
Public Safety	Capital Outlay - Construction	Other Jail / Correctional Activities-Capital Outlay Construction	AFIR	25140	15140	dexp15140	0	0	0	0	0
Public Safety	Capital Outlay - Purchased	Other Jail / Correctional Activities-Capital Outlay Purchase	AFIR	25140	15140	eexp15140	0	0	0	0	0
Public Safety	Depreciation (Proprietary Fund)	Other Jail / Correctional Activities-Depreciation	AFIR	25140	15140	fexp15140	0	0	0	0	0
Public Safety	Payments to Other Governments	All other Judicial and Public Safety including animal control-Pymts to other Governments	AFIR	25150	15150	aexp15150	0	0	0	0	0
Public Safety	Payments to the State of NC	All other Judicial and Public Safety including animal control-Pymts to NC	AFIR	25150	15150	bexp15150	0	0	0	0	0
Public Safety	Operating and Other Expenses	All other Judicial and Public Safety including animal control-Operating	AFIR	25150	15150	cexp15150	2,862,641	370,301	372,023	386,459	380,716
Public Safety	Capital Outlay - Construction	All other Judicial and Public Safety including animal control-Capital Outlay Construction	AFIR	25150	15150	dexp15150	0	0	0	0	0
Public Safety	Capital Outlay - Purchased	All other Judicial and Public Safety including animal control-Capital Outlay Purchase	AFIR	25150	15150	eexp15150	0	0	0	80,568	15,462
Public Safety	Depreciation (Proprietary Fund)	All other Judicial and Public Safety including animal control-Depreciation	AFIR	25150	15150	fexp15150	0	0	0	0	0
Transportation	Payments to Other Governments	Streets & Highways - all other except Powell bill-Pymts to other Governments	AFIR	25160	15160	aexp15160	0	0	0	0	0
Transportation	Payments to the State of NC	Streets & Highways - all other except Powell bill-Pymts to NC	AFIR	25160	15160	bexp15160	0	0	0	0	0
Transportation	Operating and Other Expenses	Streets & Highways - all other except Powell bill-Operating	AFIR	25160	15160	cexp15160	0	0	0	0	0
Transportation	Capital Outlay - Construction	Streets & Highways - all other except Powell bill-Capital Outlay Construction	AFIR	25160	15160	dexp15160	0	0	0	0	0
Transportation	Capital Outlay - Purchased	Streets & Highways - all other except Powell bill-Capital Outlay Purchase	AFIR	25160	15160	eexp15160	0	0	0	0	0
Transportation	Depreciation (Proprietary Fund)	Streets & Highways - all other except Powell bill-Depreciation	AFIR	25160	15160	fexp15160	0	0	0	0	0
Transportation	Payments to Other Governments	Streets & Highways - Powell bill - Pymts to other Governments	AFIR	25170	15170	aexp15170	0	0	0	0	0
Transportation	Payments to the State of NC	Streets & Highways - Powell bill - Pymts to NC	AFIR	25170	15170	bexp15170	0	0	0	0	0

Label	Sub Label	Description	Source	Line1	Line2	Census	2017	2016	2015	2014	2013
Transportation	Operating and Other Expenses	Streets & Highways - Powell bill - Operating	AFIR	25170	15170	cexp15170	0	0	0	0	0
Transportation	Capital Outlay - Construction	Streets & Highways - Powell bill - Capital Outlay Construction	AFIR	25170	15170	dexp15170	0	0	0	0	0
Transportation	Capital Outlay - Purchased	Streets & Highways - Powell bill - Capital Outlay Purchase	AFIR	25170	15170	eexp15170	0	0	0	0	0
Transportation	Depreciation (Proprietary Fund)	Streets & Highways - Powell bill - Depreciation	AFIR	25170	15170	fexp15170	0	0	0	0	0
Transportation	Payments to Other Governments	Mass Transit Bus, commuter rail, light rail, or subway systems-Pymts to other Governments	AFIR	25180	15180	aexp15180	0	0	0	0	0
Transportation	Payments to the State of NC	Mass Transit Bus, commuter rail, light rail, or subway systems-Pymts to NC	AFIR	25180	15180	bexp15180	0	0	0	0	0
Transportation	Operating and Other Expenses	Mass Transit Bus, commuter rail, light rail, or subway systems-Operating	AFIR	25180	15180	cexp15180	0	0	0	0	0
Transportation	Capital Outlay - Construction	Mass Transit Bus, commuter rail, light rail, or subway systems-Capital Outlay Construction	AFIR	25180	15180	dexp15180	0	0	0	0	0
Transportation	Capital Outlay - Purchased	Mass Transit Bus, commuter rail, light rail, or subway systems-Capital Outlay Purchase	AFIR	25180	15180	eexp15180	0	0	0	0	0
Transportation	Depreciation (Proprietary Fund)	Mass Transit Bus, commuter rail, light rail, or subway systems-Depreciation	AFIR	25180	15180	fexp15180	0	0	0	0	0
Transportation	Payments to Other Governments	Airport-Pymts to other Governments	AFIR	25190	15190	aexp15190	579,579	586,954	692,609	687,703	539,456
Transportation	Payments to the State of NC	Airport-Pymts to NC	AFIR	25190	15190	bexp15190	0	0	0	0	0
Transportation	Operating and Other Expenses	Airport-Operating	AFIR	25190	15190	cexp15190	136,953	161,914	0	0	132,159
Transportation	Capital Outlay - Construction	Airport-Capital Outlay Construction	AFIR	25190	15190	dexp15190	0	0	0	0	0
Transportation	Capital Outlay - Purchased	Airport-Capital Outlay Purchase	AFIR	25190	15190	eexp15190	0	0	0	0	0
Transportation	Depreciation (Proprietary Fund)	Airport-Depreciation	AFIR	25190	15190	fexp15190	0	0	0	0	0
Transportation	Payments to Other Governments	Sea and inland port facilities-Pymts to other Governments	AFIR	25200	15200	aexp15200	0	0	0	0	0
Transportation	Payments to the State of NC	Sea and inland port facilities-Pymts to NC	AFIR	25200	15200	bexp15200	0	0	0	0	0
Transportation	Operating and Other Expenses	Sea and inland port facilities-Operating	AFIR	25200	15200	cexp15200	0	0	0	0	0
Transportation	Capital Outlay - Construction	Sea and inland port facilities-Capital Outlay Construction	AFIR	25200	15200	dexp15200	0	0	0	0	0
Transportation	Capital Outlay - Purchased	Sea and inland port facilities-Capital Outlay Purchase	AFIR	25200	15200	eexp15200	0	0	0	0	0
Transportation	Depreciation (Proprietary Fund)	Sea and inland port facilities-Depreciation	AFIR	25200	15200	fexp15200	0	0	0	0	0
Transportation	Payments to Other Governments	Parking Facilities - garages, parking lots, and all purchases and maintenance of meters, etc.-Pymts to other Governments	AFIR	25210	15210	aexp15210	0	0	0	0	0

Label	Sub Label	Description	Source	Line1	Line2	Census	2017	2016	2015	2014	2013
Transportation	Payments to the State of NC	Parking Facilities - garages, parking lots, and all purchases and maintenance of meters, etc.-Pymts to NC	AFIR	25210	15210	bexp15210	0	0	0	0	0
Transportation	Operating and Other Expenses	Parking Facilities - garages, parking lots, and all purchases and maintenance of meters, etc.-Operating	AFIR	25210	15210	cexp15210	0	0	0	0	0
Transportation	Capital Outlay - Construction	Parking Facilities - garages, parking lots, and all purchases and maintenance of meters, etc.-Capital Outlay Construction	AFIR	25210	15210	dexp15210	0	0	0	0	0
Transportation	Capital Outlay - Purchased	Parking Facilities - garages, parking lots, and all purchases and maintenance of meters, etc.-Capital Outlay Purchase	AFIR	25210	15210	eexp15210	0	0	0	0	0
Transportation	Depreciation (Proprietary Fund)	Parking Facilities - garages, parking lots, and all purchases and maintenance of meters, etc.-Depreciation	AFIR	25210	15210	fexp15210	0	0	0	0	0
Transportation	Payments to Other Governments	All other transportation-Pymts to other Governments	AFIR	25220	15220	aexp15220	0	0	0	0	0
Transportation	Payments to the State of NC	All other transportation-Pymts to NC	AFIR	25220	15220	bexp15220	0	0	0	0	0
Transportation	Operating and Other Expenses	All other transportation-Operating	AFIR	25220	15220	cexp15220	0	0	0	0	0
Transportation	Capital Outlay - Construction	All other transportation-Capital Outlay Construction	AFIR	25220	15220	dexp15220	0	0	0	0	0
Transportation	Capital Outlay - Purchased	All other transportation-Capital Outlay Purchase	AFIR	25220	15220	eexp15220	0	0	0	0	0
Transportation	Depreciation (Proprietary Fund)	All other transportation-Depreciation	AFIR	25220	15220	fexp15220	0	0	0	0	0
Education	Payments to Other Governments	School - All educational expenditures for K thru high school including current expense, capital outlay, timber receipts, teacher supplements, etc.-Pymts to other Governments	AFIR	25380	15380	aexp15380				21,097,024	20,027,879
Education	Payments to the State of NC	School - All educational expenditures for K thru high school including current expense, capital outlay, timber receipts, teacher supplements, etc.-Pymts to NC	AFIR	25380	15380	bexp15380				0	0
Education	Operating and Other Expenses	School - All educational expenditures for K thru high school including current expense, capital outlay, timber receipts, teacher supplements, etc.-Operating	AFIR	25380	15380	cexp15380				1,571	1,565
Education	Capital Outlay - Construction	School - All educational expenditures for K thru high school including current expense, capital outlay, timber receipts, teacher supplements, etc.-Capital Outlay Construction	AFIR	25380	15380	dexp15380				0	0

Label	Sub Label	Description	Source	Line1	Line2	Census	2017	2016	2015	2014	2013
Education	Capital Outlay - Purchased	School - All educational expenditures for K thru high school including current expense, capital outlay, timber receipts, teacher supplements, etc.- Capital Outlay Purchase	AFIR	25380	15380	eexp15380				0	0
Education	Depreciation (Proprietary Fund)	School - All educational expenditures for K thru high school including current expense, capital outlay, timber receipts, teacher supplements, etc.- Depreciation	AFIR	25380	15380	fexp15380				0	0
Education	Payments to Other Governments	School - Local Current Expense for K thru high school including current expense, timber receipts, teacher supplements, etc. Exclude school capital outlay, debt service on school financings and supplemental school taxes	AFIR	25381	15381	aexp15381	21,363,864	21,096,320	20,397,499		
Education	Payments to the State of NC	School - Local Current Expense for K thru high school including current expense, timber receipts, teacher supplements, etc. Exclude school capital outlay, debt service on school financings and supplemental school taxes	AFIR	25381	15381	bexp15381	0	0	0		
Education	Operating and Other Expenses	School - Local Current Expense for K thru high school including current expense, timber receipts, teacher supplements, etc. Exclude school capital outlay, debt service on school financings and supplemental school taxes	AFIR	25381	15381	cexp15381	1,556	1,588	154,670		
Education	Capital Outlay - Construction	School - Local Current Expense for K thru high school including current expense, timber receipts, teacher supplements, etc. Exclude school capital outlay, debt service on school financings and supplemental school taxes	AFIR	25381	15381	dexp15381	0	0	0		
Education	Capital Outlay - Purchased	School - Local Current Expense for K thru high school including current expense, timber receipts, teacher supplements, etc. Exclude school capital outlay, debt service on school financings and supplemental school taxes	AFIR	25381	15381	eexp15381	0	0	0		
Education	Depreciation (Proprietary Fund)	School - Local Current Expense for K thru high school including current expense, timber receipts, teacher supplements, etc. Exclude school capital outlay, debt service on school financings and supplemental school taxes	AFIR	25381	15381	fexp15381	0	0	0		
Education	Payments to Other Governments	School - Capital Outlay for K thru high school. Exclude local current expense and debt service for school debt financings	AFIR	25382	15382	aexp15382	850,000	850,000	425,000		

Label	Sub Label	Description	Source	Line1	Line2	Census	2017	2016	2015	2014	2013
Education	Payments to the State of NC	School - Capital Outlay for K thru high school. Exclude local current expense and debt service for school debt financings	AFIR	25382	15382	bexp15382	0	0	0		
Education	Operating and Other Expenses	School - Capital Outlay for K thru high school. Exclude local current expense and debt service for school debt financings	AFIR	25382	15382	cexp15382	0	0	0		
Education	Capital Outlay - Construction	School - Capital Outlay for K thru high school. Exclude local current expense and debt service for school debt financings	AFIR	25382	15382	dexp15382	1,258,392	602,741	2,355,591		
Education	Capital Outlay - Purchased	School - Capital Outlay for K thru high school. Exclude local current expense and debt service for school debt financings	AFIR	25382	15382	eexp15382	0	0	0		
Education	Depreciation (Proprietary Fund)	School - Capital Outlay for K thru high school. Exclude local current expense and debt service for school debt financings	AFIR	25382	15382	fexp15382	0	0	0		
Education	Payments to Other Governments	School - Other - funds for K thru high school other than local current expense, capital outlay and debt service on school financings - Include supplemental school tax if reported in governmental funds. If supplemental taxes are reported in agency funds do not report here but on the miscellaneous tab line 30001	AFIR	25383	15383	aexp15383	0	0	0		
Education	Payments to the State of NC	School - Other - funds for K thru high school other than local current expense, capital outlay and debt service on school financings - Include supplemental school tax if reported in governmental funds. If supplemental taxes are reported in agency funds do not report here but on the miscellaneous tab line 30001	AFIR	25383	15383	bexp15383	0	0	0		
Education	Operating and Other Expenses	School - Other - funds for K thru high school other than local current expense, capital outlay and debt service on school financings - Include supplemental school tax if reported in governmental funds. If supplemental taxes are reported in agency funds do not report here but on the miscellaneous tab line 30001	AFIR	25383	15383	cexp15383	0	0	0		
Education	Capital Outlay - Construction	School - Other - funds for K thru high school other than local current expense, capital outlay and debt service on school financings - Include supplemental school tax if reported in governmental funds. If supplemental taxes are reported in agency funds do not report here but on the miscellaneous tab line 30001	AFIR	25383	15383	dexp15383	0	0	0		

Label	Sub Label	Description	Source	Line1	Line2	Census	2017	2016	2015	2014	2013
Education	Capital Outlay - Purchased	School - Other - funds for K thru high school other than local current expense, capital outlay and debt service on school financings - Include supplemental school tax if reported in governmental funds. If supplemental taxes are reported in agency funds do not report here but on the miscellaneous tab line 30001	AFIR	25383	15383	eexp15383	0	0	0		
Education	Depreciation (Proprietary Fund)	School - Other - funds for K thru high school other than local current expense, capital outlay and debt service on school financings - Include supplemental school tax if reported in governmental funds. If supplemental taxes are reported in agency funds do not report here but on the miscellaneous tab line 30001	AFIR	25383	15383	fexp15383	0	0	0		
Education	Payments to Other Governments	Community College - All educational expenditures to a State Community College including current expense, capital outlay, etc.-Pymts to other Governments	AFIR	25390	15390	aexp15390	423,578	422,078	412,580	411,765	397,934
Education	Payments to the State of NC	Community College - All educational expenditures to a State Community College including current expense, capital outlay, etc.-Pymts to NC	AFIR	25410	15390	bexp15390	0	0	0	0	0
Education	Operating and Other Expenses	Community College - All educational expenditures to a State Community College including current expense, capital outlay, etc.-Operating	AFIR	25430	15390	cexp15390	56,719	52,346	49,852	44,885	37,548
Education	Capital Outlay - Construction	Community College - All educational expenditures to a State Community College including current expense, capital outlay, etc.-Capital Outlay Construction	AFIR	25450	15390	dexp15390	62,616	0	0	107,029	250,914
Education	Capital Outlay - Purchased	Community College - All educational expenditures to a State Community College including current expense, capital outlay, etc.-Capital Outlay Purchase	AFIR	25470	15390	eexp15390	0	0	0	0	0
Education	Depreciation (Proprietary Fund)	Community College - All educational expenditures to a State Community College including current expense, capital outlay, etc.-Depreciation	AFIR	25490	15390	fexp15390	0	0	0	0	0
Human Services	Payments to Other Governments	Health-Pymts to other Governments	AFIR	25230	15230	aexp15230	0	0	0	0	0
Human Services	Payments to the State of NC	Health-Pymts to NC	AFIR	25230	15230	bexp15230	0	0	0	0	0
Human Services	Operating and Other Expenses	Health-Operating	AFIR	25230	15230	cexp15230	7,361,964	7,008,283	6,924,806	7,082,663	6,377,813
Human Services	Capital Outlay - Construction	Health-Capital Outlay Construction	AFIR	25230	15230	dexp15230	0	0	0	0	0
Human Services	Capital Outlay - Purchased	Health-Capital Outlay Purchase	AFIR	25230	15230	eexp15230	130,196	6,396	32,356	123,177	28,700

Label	Sub Label	Description	Source	Line1	Line2	Census	2017	2016	2015	2014	2013
Human Services	Depreciation (Proprietary Fund)	Health-Depreciation	AFIR	25230	15230	fexp15230	0	0	0	0	0
Human Services	Payments to Other Governments	Mental Health-Pymts to other Governments	AFIR	25240	15240	aexp15240	0	0	0	0	0
Human Services	Payments to the State of NC	Mental Health-Pymts to NC	AFIR	25240	15240	bexp15240	0	0	0	0	0
Human Services	Operating and Other Expenses	Mental Health-Operating	AFIR	25240	15240	cexp15240	83,003	80,222	107,454	124,115	124,640
Human Services	Capital Outlay - Construction	Mental Health-Capital Outlay Construction	AFIR	25240	15240	dexp15240	0	0	0	0	0
Human Services	Capital Outlay - Purchased	Mental Health-Capital Outlay Purchase	AFIR	25240	15240	eexp15240	0	0	11,118	0	0
Human Services	Depreciation (Proprietary Fund)	Mental Health-Depreciation	AFIR	25240	15240	fexp15240	0	0	0	0	0
Human Services	Payments to Other Governments	TANF Payment paid to DHR-Pymts to other Governments	AFIR	25250	15250	aexp15250					
Human Services	Payments to the State of NC	TANF Payment paid to DHR-Pymts to NC	AFIR	25250	15250	bexp15250	0	0	0	0	0
Human Services	Operating and Other Expenses	TANF Payment paid to DHR-Operating	AFIR	25250	15250	cexp15250					
Human Services	Capital Outlay - Construction	TANF Payment paid to DHR-Capital Outlay Construction	AFIR	25250	15250	dexp15250					
Human Services	Capital Outlay - Purchased	TANF Payment paid to DHR-Capital Outlay Purchase	AFIR	25250	15250	eexp15250					
Human Services	Depreciation (Proprietary Fund)	TANF Payment paid to DHR-Depreciation	AFIR	25250	15250	fexp15250					
Human Services	Payments to Other Governments	Special Assistance to Adults paid to DHR-Pymts to other Governments	AFIR	25260	15260	aexp15260					
Human Services	Payments to the State of NC	Special Assistance to Adults paid to DHR-Pymts to NC	AFIR	25260	15260	bexp15260	225,079	196,103	241,393	207,288	220,780
Human Services	Operating and Other Expenses	Special Assistance to Adults paid to DHR-Operating	AFIR	25260	15260	cexp15260					
Human Services	Capital Outlay - Construction	Special Assistance to Adults paid to DHR-Capital Outlay Construction	AFIR	25260	15260	dexp15260					
Human Services	Capital Outlay - Purchased	Special Assistance to Adults paid to DHR-Capital Outlay Purchase	AFIR	25260	15260	eexp15260					
Human Services	Depreciation (Proprietary Fund)	Special Assistance to Adults paid to DHR-Depreciation	AFIR	25260	15260	fexp15260					
Human Services	Payments to Other Governments	All other Social Services - administration-Pymts to other Governments	AFIR	25270	15270	aexp15270	0	0	0	0	0
Human Services	Payments to the State of NC	All other Social Services - administration-Pymts to NC	AFIR	25270	15270	bexp15270	0	0	0	0	0
Human Services	Operating and Other Expenses	All other Social Services - administration-Operating	AFIR	25270	15270	cexp15270	5,322,139	4,966,227	4,725,422	4,832,615	4,498,760
Human Services	Capital Outlay - Construction	All other Social Services - administration-Capital Outlay Construction	AFIR	25270	15270	dexp15270	0	0	0	0	0
Human Services	Capital Outlay - Purchased	All other Social Services - administration-Capital Outlay Purchase	AFIR	25270	15270	eexp15270	43,135	332,351	45,834	118,236	21,680

Label	Sub Label	Description	Source	Line1	Line2	Census	2017	2016	2015	2014	2013
Human Services	Depreciation (Proprietary Fund)	All other Social Services - administration-Depreciation	AFIR	25270	15270	fexp15270	0	0	0	0	0
Human Services	Payments to Other Governments	All other Social Services - direct assistance programs-Pymts to other Governments	AFIR	25280	15280	aexp15280					
Human Services	Payments to the State of NC	All other Social Services - direct assistance programs-Pymts to NC	AFIR	25280	15280	bexp15280					
Human Services	Operating and Other Expenses	All other Social Services - direct assistance programs-Operating	AFIR	25280	15280	cexp15280	1,851,482	2,191,656	2,365,626	2,673,787	2,580,549
Human Services	Capital Outlay - Construction	All other Social Services - direct assistance programs-Capital Outlay Construction	AFIR	25280	15280	dexp15280					
Human Services	Capital Outlay - Purchased	All other Social Services - direct assistance programs-Capital Outlay Purchase	AFIR	25280	15280	eexp15280					
Human Services	Depreciation (Proprietary Fund)	All other Social Services - direct assistance programs-Depreciation	AFIR	25280	15280	fexp15280					
Human Services	Payments to Other Governments	Hospitals- Owed by your unit of government-Pymts to other Governments	AFIR	25290	15290	aexp15290	0	0	0	0	0
Human Services	Payments to the State of NC	Hospitals- Owed by your unit of government-Pymts to NC	AFIR	25290	15290	bexp15290	0	0	0	0	0
Human Services	Operating and Other Expenses	Hospitals- Owed by your unit of government-Operating	AFIR	25290	15290	cexp15290	0	0	0	0	0
Human Services	Capital Outlay - Construction	Hospitals- Owed by your unit of government-Capital Outlay Construction	AFIR	25290	15290	dexp15290	0	0	0	0	0
Human Services	Capital Outlay - Purchased	Hospitals- Owed by your unit of government-Capital Outlay Purchase	AFIR	25290	15290	eexp15290	0	0	0	0	0
Human Services	Depreciation (Proprietary Fund)	Hospitals- Owed by your unit of government-Depreciation	AFIR	25290	15290	fexp15290	0	0	0	0	0
Human Services	Payments to Other Governments	Private Hospitals-Pymts to other Governments	AFIR	25300	15300	aexp15300	0	0	0	0	0
Human Services	Payments to the State of NC	Private Hospitals-Pymts to NC	AFIR	25300	15300	bexp15300	0	0	0	0	0
Human Services	Operating and Other Expenses	Private Hospitals-Operating	AFIR	25300	15300	cexp15300	0	0	0	0	0
Human Services	Capital Outlay - Construction	Private Hospitals-Capital Outlay Construction	AFIR	25300	15300	dexp15300	0	0	0	0	0
Human Services	Capital Outlay - Purchased	Private Hospitals-Capital Outlay Purchase	AFIR	25300	15300	eexp15300	0	0	0	0	0
Human Services	Depreciation (Proprietary Fund)	Private Hospitals-Depreciation	AFIR	25300	15300	fexp15300	0	0	0	0	0
Human Services	Payments to Other Governments	All Other Human Services including Legal Aid-Pymts to other Governments	AFIR	25310	15310	aexp15310	0	0	0	0	0
Human Services	Payments to the State of NC	All Other Human Services including Legal Aid-Pymts to other Governments	AFIR	25310	15310	bexp15310	0	0	0	0	0
Human Services	Operating and Other Expenses	All Other Human Services including Legal Aid-Operating	AFIR	25310	15310	cexp15310	1,749,444	1,580,738	1,696,167	1,036,238	908,885
Human Services	Capital Outlay - Construction	All Other Human Services including Legal Aid-Capital Outlay Construction	AFIR	25310	15310	dexp15310	0	0	0	0	0

Label	Sub Label	Description	Source	Line1	Line2	Census	2017	2016	2015	2014	2013
Human Services	Capital Outlay - Purchased	All Other Human Services including Legal Aid-Capital Outlay Purchase	AFIR	25310	15310	eexp15310	0	0	0	0	0
Human Services	Depreciation (Proprietary Fund)	All Other Human Services including Legal Aid-Depreciation	AFIR	25310	15310	fexp15310	0	0	0	0	0
Utility	Payments to Other Governments	Water Supply System-Pymts to other Governments	AFIR	25320	15320	aexp15320	0	0	0	0	0
Utility	Payments to the State of NC	Water Supply System-Pymts to NC	AFIR	25320	15320	bexp15320	0	0	0	0	0
Utility	Operating and Other Expenses	Water Supply System-Operating	AFIR	25320	15320	cexp15320	8,652,203	8,173,068	8,068,290	7,947,524	7,209,264
Utility	Capital Outlay - Construction	Water Supply System-Capital Outlay Construction	AFIR	25320	15320	dexp15320	4,442,683	617,997	0	0	0
Utility	Capital Outlay - Purchased	Water Supply System-Capital Outlay Purchase	AFIR	25320	15320	eexp15320	417,801	437,982	1,394,050	1,589,147	0
Utility	Depreciation (Proprietary Fund)	Water Supply System-Depreciation	AFIR	25320	15320	fexp15320	2,510,250	2,399,477	2,328,546	2,293,946	2,267,824
Utility	Payments to Other Governments	Sewerage Systems-Pymts to other Governments	AFIR	25330	15330	aexp15330	0	0	0	0	0
Utility	Payments to the State of NC	Sewerage Systems-Pymts to NC	AFIR	25330	15330	bexp15330	0	0	0	0	0
Utility	Operating and Other Expenses	Sewerage Systems-Operating	AFIR	25330	15330	cexp15330	80,405	64,789	67,526	60,342	58,159
Utility	Capital Outlay - Construction	Sewerage Systems-Capital Outlay Construction	AFIR	25330	15330	dexp15330	0	0	0	0	0
Utility	Capital Outlay - Purchased	Sewerage Systems-Capital Outlay Purchase	AFIR	25330	15330	eexp15330	0	0	0	0	0
Utility	Depreciation (Proprietary Fund)	Sewerage Systems-Depreciation	AFIR	25330	15330	fexp15330	0	0	0	0	0
Utility	Payments to Other Governments	Electric Supply Systems-Pymts to other Governments	AFIR	25340	15340	aexp15340	0	0	0	0	0
Utility	Payments to the State of NC	Electric Supply Systems-Pymts to NC	AFIR	25340	15340	bexp15340	0	0	0	0	0
Utility	Operating and Other Expenses	Electric Supply Systems-Operating	AFIR	25340	15340	cexp15340	0	0	0	0	0
Utility	Capital Outlay - Construction	Electric Supply Systems-Capital Outlay Construction	AFIR	25340	15340	dexp15340	0	0	0	0	0
Utility	Capital Outlay - Purchased	Electric Supply Systems-Capital Outlay Purchase	AFIR	25340	15340	eexp15340	0	0	0	0	0
Utility	Depreciation (Proprietary Fund)	Electric Supply Systems-Depreciation	AFIR	25340	15340	fexp15340	0	0	0	0	0
Utility	Payments to Other Governments	Natural gas supply system-Pymts to other Governments	AFIR	25350	15350	aexp15350	0	0	0	0	0
Utility	Payments to the State of NC	Natural gas supply system-Pymts to NC	AFIR	25350	15350	bexp15350	0	0	0	0	0
Utility	Operating and Other Expenses	Natural gas supply system-Operating	AFIR	25350	15350	cexp15350	0	0	0	0	0
Utility	Capital Outlay - Construction	Natural gas supply system-Capital Outlay Construction	AFIR	25350	15350	dexp15350	0	0	0	0	0
Utility	Capital Outlay - Purchased	Natural gas supply system-Capital Outlay Purchase	AFIR	25350	15350	eexp15350	0	0	0	0	0

Label	Sub Label	Description	Source	Line1	Line2	Census	2017	2016	2015	2014	2013
Utility	Depreciation (Proprietary Fund)	Natural gas supply system-Depreciation	AFIR	25350	15350	fexp15350	0	0	0	0	0
Utility	Payments to Other Governments	Storm Water-Pymts to other Governments	AFIR	25360	15360	aexp15360	0	0	0	0	0
Utility	Payments to the State of NC	Storm Water-Pymts to NC	AFIR	25360	15360	bexp15360	0	0	0	0	0
Utility	Operating and Other Expenses	Storm Water-Operating	AFIR	25360	15360	cexp15360	0	0	0	0	0
Utility	Capital Outlay - Construction	Storm Water-Capital Outlay Construction	AFIR	25360	15360	dexp15360	0	0	0	0	0
Utility	Capital Outlay - Purchased	Storm Water-Capital Outlay Purchase	AFIR	25360	15360	eexp15360	0	0	0	0	0
Utility	Depreciation (Proprietary Fund)	Storm Water-Depreciation	AFIR	25360	15360	fexp15360	0	0	0	0	0
Utility	Payments to Other Governments	All Other utilities - cemeteries-Pymts to other Governments	AFIR	25370	15370	aexp15370	0	0	0	0	0
Utility	Payments to the State of NC	All Other utilities - cemeteries-Pymts to NC	AFIR	25370	15370	bexp15370	0	0	0	0	0
Utility	Operating and Other Expenses	All Other utilities - cemeteries-Operating	AFIR	25370	15370	cexp15370	0	0	0	0	0
Utility	Capital Outlay - Construction	All Other utilities - cemeteries-Capital Outlay Construction	AFIR	25370	15370	dexp15370	0	0	0	0	0
Utility	Capital Outlay - Purchased	All Other utilities - cemeteries-Capital Outlay Purchase	AFIR	25370	15370	eexp15370	0	0	0	0	0
Utility	Depreciation (Proprietary Fund)	All Other utilities - cemeteries-Depreciation	AFIR	25370	15370	fexp15370	0	0	0	0	0
Debt Service	Governmental Fund	School Debt-Gov. Principal	AFIR	25480	15480	gov.prin.exp15480	7,131,673	7,124,503	7,011,095	6,452,951	3,770,350
Debt Service	Governmental Fund	School Debt-Gov Interest	AFIR	25480	15480	gov.int.exp15480	2,332,232	2,548,931	2,644,103	3,279,618	2,047,920
Debt Service	Governmental Fund	Community College Debt-Gov. Principal	AFIR	25490	15490	gov.prin.exp15490	361,493	364,771	371,329	342,639	52,462
Debt Service	Governmental Fund	Community College Debt-Gov Interest	AFIR	25490	15490	gov.int.exp15490	104,103	111,399	116,969	240,790	160,556
Debt Service	Governmental Fund	Hospital Debt-Gov. Principal	AFIR	25500	15500	gov.prin.exp15500	0	0	0	0	0
Debt Service	Governmental Fund	Hospital Debt-Gov Interest	AFIR	25500	15500	gov.int.exp15500	0	0	0	0	0
Debt Service	Governmental Fund	Water Debt-Gov. Principal	AFIR	25510	15510	gov.prin.exp15510	0	0	0	0	0
Debt Service	Governmental Fund	Water Debt-Gov Interest	AFIR	25510	15510	gov.int.exp15510	0	0	0	0	0
Debt Service	Governmental Fund	Sewer Debt-Gov. Principal	AFIR	25520	15520	gov.prin.exp15520	0	0	0	0	0
Debt Service	Governmental Fund	Sewer Debt-Gov Interest	AFIR	25520	15520	gov.int.exp15520	0	0	0	0	0
Debt Service	Governmental Fund	Electric Debt-Gov. Principal	AFIR	25530	15530	gov.prin.exp15530	0	0	0	0	0
Debt Service	Governmental Fund	Electric Debt-Gov Interest	AFIR	25530	15530	gov.int.exp15530	0	0	0	0	0

Label	Sub Label	Description	Source	Line1	Line2	Census	2017	2016	2015	2014	2013
Debt Service	Governmental Fund	Gas Debt-Gov. Principal	AFIR	25540	15540	gov.prin.exp 15540	0	0	0	0	0
Debt Service	Governmental Fund	Gas Debt-Gov Interest	AFIR	25540	15540	gov.int.exp1 5540	0	0	0	0	0
Debt Service	Governmental Fund	Other Debt-Gov. Principal	AFIR	25550	15550	gov.prin.exp 15550	11,090,846	6,427,515	6,328,366	6,316,004	7,956,676
Debt Service	Governmental Fund	Other Debt-Gov Interest	AFIR	25550	15550	gov.int.exp1 5550	2,154,133	2,143,532	2,233,046	1,876,092	2,219,961
Debt Service	Proprietary Fund	School Debt-Prop. Fees	AFIR	25480	15480	prop.pfee.e xp25440	0	0	0	0	0
Debt Service	Proprietary Fund	School Debt-Prop. Int.	AFIR	25480	15480	prop.int.exp 25440	0	0	0	0	0
Debt Service	Proprietary Fund	School Debt-Prop. Prin.	AFIR	25480	15480	prop.prin.ex p25440	0	0	0	0	0
Debt Service	Proprietary Fund	Community College Debt-Prop. Fees	AFIR	25490	15490	prop.pfee.e xp25450	0	0	0	0	0
Debt Service	Proprietary Fund	Community College Debt-Prop. Int.	AFIR	25490	15490	prop.int.exp 25450	0	0	0	0	0
Debt Service	Proprietary Fund	Community College Debt-Prop. Prin.	AFIR	25490	15490	prop.prin.ex p25450	0	0	0	0	0
Debt Service	Proprietary Fund	Hospital Debt-Prop. Fees	AFIR	25500	15500	prop.pfee.e xp25460	0	0	0	0	0
Debt Service	Proprietary Fund	Hospital Debt-Prop. Int.	AFIR	25500	15500	prop.int.exp 25460	0	0	0	0	0
Debt Service	Proprietary Fund	Hospital Debt-Prop. Prin.	AFIR	25500	15500	prop.prin.ex p25460	0	0	0	0	0
Debt Service	Proprietary Fund	Water Debt-Prop. Fees	AFIR	25510	15510	prop.pfee.e xp25470	289,009	-69,083	-110,335	-133,177	-53,402
Debt Service	Proprietary Fund	Water Debt-Prop. Int.	AFIR	25510	15510	prop.int.exp 25470	982,166	1,436,623	1,505,585	1,596,989	1,592,078
Debt Service	Proprietary Fund	Water Debt-Prop. Prin.	AFIR	25510	15510	prop.prin.ex p25470	1,100,000	1,055,000	1,015,000	1,335,000	0
Debt Service	Proprietary Fund	Sewer Debt-Prop. Fees	AFIR	25520	15520	prop.pfee.e xp25480	0	0	0	0	0
Debt Service	Proprietary Fund	Sewer Debt-Prop. Int.	AFIR	25520	15520	prop.int.exp 25480	0	0	0	0	0
Debt Service	Proprietary Fund	Sewer Debt-Prop. Prin.	AFIR	25520	15520	prop.prin.ex p25480	0	0	0	0	0
Debt Service	Proprietary Fund	Electric Debt-Prop. Fees	AFIR	25530	15530	prop.pfee.e xp25490	0	0	0	0	0
Debt Service	Proprietary Fund	Electric Debt-Prop. Int.	AFIR	25530	15530	prop.int.exp 25490	0	0	0	0	0
Debt Service	Proprietary Fund	Electric Debt-Prop. Prin.	AFIR	25530	15530	prop.prin.ex p25490	0	0	0	0	0
Debt Service	Proprietary Fund	Gas Debt-Prop. Fees	AFIR	25540	15540	prop.pfee.e xp25500	0	0	0	0	0
Debt Service	Proprietary Fund	Gas Debt-Prop. Int.	AFIR	25540	15540	prop.int.exp 25500	0	0	0	0	0
Debt Service	Proprietary Fund	Gas Debt-Prop. Prin.	AFIR	25540	15540	prop.prin.ex p25500	0	0	0	0	0

Label	Sub Label	Description	Source	Line1	Line2	Census	2017	2016	2015	2014	2013
Debt Service	Proprietary Fund	Other Debt-Prop. Fees	AFIR	25550	15550	prop.pfee.exp25510	0	0	0	0	0
Debt Service	Proprietary Fund	Other Debt-Prop. Int.	AFIR	25550	15550	prop.int.exp25510	0	0	0	0	0
Debt Service	Proprietary Fund	Other Debt-Prop. Prin.	AFIR	25550	15550	prop.prin.exp25510	0	0	0	0	0
All Other Expenditures	Payments to Other Governments	Economic & Physical Development-Planning, Zoning, Community Development, HUD,JTPA-Pymts to other Governments	AFIR	25400	15400	aexp15400	0	0	0	0	0
All Other Expenditures	Payments to the State of NC	Economic & Physical Development-Planning, Zoning, Community Development, HUD,JTPA-Pymts to NC	AFIR	25400	15400	bexp15400	1,125,000	0	0	0	0
All Other Expenditures	Operating and Other Expenses	Economic & Physical Development-Planning, Zoning, Community Development, HUD,JTPA-Operating	AFIR	25400	15400	cexp15400	12,479,374	3,053,153	1,302,803	1,358,432	706,139
All Other Expenditures	Capital Outlay - Construction	Economic & Physical Development-Planning, Zoning, Community Development, HUD,JTPA-Capital Outlay Construction	AFIR	25400	15400	dexp15400	11,962,631	0	0	0	0
All Other Expenditures	Capital Outlay - Purchased	Economic & Physical Development-Planning, Zoning, Community Development, HUD,JTPA-Capital Outlay Purchase	AFIR	25400	15400	eexp15400	27,414	0	0	0	0
All Other Expenditures	Depreciation (Proprietary Fund)	Economic & Physical Development-Planning, Zoning, Community Development, HUD,JTPA-Depreciation	AFIR	25400	15400	fexp15400	0	0	0	0	0
All Other Expenditures	Payments to Other Governments	Parks and Recreation-Pymts to other Governments	AFIR	25410	15410	aexp15410	0	0	0	0	0
All Other Expenditures	Payments to the State of NC	Parks and Recreation-Pymts to NC	AFIR	25410	15410	bexp15410	0	0	0	0	0
All Other Expenditures	Operating and Other Expenses	Parks and Recreation-Operating	AFIR	25410	15410	cexp15410	2,436,800	2,344,001	2,276,121	2,371,200	2,211,172
All Other Expenditures	Capital Outlay - Construction	Parks and Recreation-Capital Outlay Construction	AFIR	25410	15410	dexp15410	119,777	116,481	7,500	19,248	272,082
All Other Expenditures	Capital Outlay - Purchased	Parks and Recreation-Capital Outlay Purchase	AFIR	25410	15410	eexp15410	72,714	0	45,633	65,438	22,942
All Other Expenditures	Depreciation (Proprietary Fund)	Parks and Recreation-Depreciation	AFIR	25410	15410	fexp15410	0	0	0	0	0
All Other Expenditures	Payments to Other Governments	Libraries-Pymts to other Governments	AFIR	25420	15420	aexp15420	0	0	0	0	0
All Other Expenditures	Payments to the State of NC	Libraries-Pymts to NC	AFIR	25420	15420	bexp15420	0	0	0	0	0
All Other Expenditures	Operating and Other Expenses	Libraries-Operating	AFIR	25420	15420	cexp15420	941,215	884,711	867,148	862,510	823,021
All Other Expenditures	Capital Outlay - Construction	Libraries-Capital Outlay Construction	AFIR	25420	15420	dexp15420	0	0	0	0	0
All Other Expenditures	Capital Outlay - Purchased	Libraries-Capital Outlay Purchase	AFIR	25420	15420	eexp15420	0	0	0	0	0
All Other Expenditures	Depreciation (Proprietary Fund)	Libraries-Depreciation	AFIR	25420	15420	fexp15420	0	0	0	0	0

Label	Sub Label	Description	Source	Line1	Line2	Census	2017	2016	2015	2014	2013
All Other Expenditures	Payments to Other Governments	Coliseums, Museums, etc.- all cultural-Pymts to other Governments	AFIR	25430	15430	aexp15430	0	0	0	0	0
All Other Expenditures	Payments to the State of NC	Coliseums, Museums, etc.- all cultural-Pymts to NC	AFIR	25430	15430	bexp15430	0	0	0	0	0
All Other Expenditures	Operating and Other Expenses	Coliseums, Museums, etc.- all cultural-Operating	AFIR	25430	15430	cexp15430	0	0	0	0	0
All Other Expenditures	Capital Outlay - Construction	Coliseums, Museums, etc.- all cultural-Capital Outlay Construction	AFIR	25430	15430	dexp15430	0	0	0	0	0
All Other Expenditures	Capital Outlay - Purchased	Coliseums, Museums, etc.- all cultural-Capital Outlay Purchase	AFIR	25430	15430	eexp15430	0	0	0	0	0
All Other Expenditures	Depreciation (Proprietary Fund)	Coliseums, Museums, etc.- all cultural-Depreciation	AFIR	25430	15430	fexp15430	0	0	0	0	0
All Other Expenditures	Payments to Other Governments	Solid Waste / collection, street cleaning and landfill-Pymts to other Governments	AFIR	25440	15440	aexp15440	0	0	0	0	0
All Other Expenditures	Payments to the State of NC	Solid Waste / collection, street cleaning and landfill-Pymts to NC	AFIR	25440	15440	bexp15440	0	0	0	0	0
All Other Expenditures	Operating and Other Expenses	Solid Waste / collection, street cleaning and landfill-Operating	AFIR	25440	15440	cexp15440	7,098,999	6,534,177	6,696,340	6,651,401	6,220,037
All Other Expenditures	Capital Outlay - Construction	Solid Waste / collection, street cleaning and landfill-Capital Outlay Construction	AFIR	25440	15440	dexp15440	318,186	264,561	78,186	82,914	84,933
All Other Expenditures	Capital Outlay - Purchased	Solid Waste / collection, street cleaning and landfill-Capital Outlay Purchase	AFIR	25440	15440	eexp15440	764,117	536,271	1,496,377	733,979	1,053,065
All Other Expenditures	Depreciation (Proprietary Fund)	Solid Waste / collection, street cleaning and landfill-Depreciation	AFIR	25440	15440	fexp15440	0	0	0	0	0
All Other Expenditures	Payments to Other Governments	Landfill/solid waste closure/postclosure expense - non cash - Pmts to Other Governments	AFIR	25650		aexp25650	0	0	0	0	0
All Other Expenditures	Payments to the State of NC	Landfill/solid waste closure/postclosure expense - non cash - Pmts to NC	AFIR	25650		bexp25650	0	0	0	0	0
All Other Expenditures	Operating and Other Expenses	Landfill/solid waste closure/postclosure expense - non cash - Operating	AFIR	25650		cexp25650	0	0	0	0	0
All Other Expenditures	Capital Outlay - Construction	Landfill/solid waste closure/postclosure expense - non cash - Capital Outlay Construction	AFIR	25650		dexp25650	0	0	0	0	0
All Other Expenditures	Capital Outlay - Purchased	Landfill/solid waste closure/postclosure expense - non cash - Capital Outlya Purchase	AFIR	25650		eexp25650	0	0	0	0	0
All Other Expenditures	Depreciation (Proprietary Fund)	Landfill/solid waste closure/postclosure expense - non cash - Depreciation	AFIR	25650		fexp25650	0	0	0	0	0
All Other Expenditures	Payments to Other Governments	Drainage & Watershed-Pymts to other Governments	AFIR	25450	15450	aexp15450	0	0	0	0	0
All Other Expenditures	Payments to the State of NC	Drainage & Watershed-Pymts to NC	AFIR	25450	15450	bexp15450	0	0	0	0	0
All Other Expenditures	Operating and Other Expenses	Drainage & Watershed-Operating	AFIR	25450	15450	cexp15450	0	0	0	0	93,679
All Other Expenditures	Capital Outlay - Construction	Drainage & Watershed-Capital Outlay Construction	AFIR	25450	15450	dexp15450	0	0	0	0	0

Label	Sub Label	Description	Source	Line1	Line2	Census	2017	2016	2015	2014	2013
All Other Expenditures	Capital Outlay - Purchased	Drainage & Watershed-Capital Outlay Purchase	AFIR	25450	15450	eexp15450	0	0	0	0	0
All Other Expenditures	Depreciation (Proprietary Fund)	Drainage & Watershed-Depreciation	AFIR	25450	15450	fexp15450	0	0	0	0	0
All Other Expenditures	Payments to Other Governments	All other Natural Resources/environmental-Pymts to other Governments	AFIR	25460	15460	aexp15460	0	2,107,446	2,742,789	2,205,041	2,158,822
All Other Expenditures	Payments to the State of NC	All other Natural Resources/environmental-Pymts to NC	AFIR	25460	15460	bexp15460	106,205	0	0	0	0
All Other Expenditures	Operating and Other Expenses	All other Natural Resources/environmental-Operating	AFIR	25460	15460	cexp15460	433,180	825,037	1,271,204	627,651	686,796
All Other Expenditures	Capital Outlay - Construction	All other Natural Resources/environmental-Capital Outlay Construction	AFIR	25460	15460	dexp15460	0	1,047,468	143,292	0	0
All Other Expenditures	Capital Outlay - Purchased	All other Natural Resources/environmental-Capital Outlay Purchase	AFIR	25460	15460	eexp15460	15,600	65,682	28,045	27,183	27,300
All Other Expenditures	Depreciation (Proprietary Fund)	All other Natural Resources/environmental-Depreciation	AFIR	25460	15460	fexp15460	0	0	0	0	0
All Other Expenditures	Payments to Other Governments	All Other-(including unallocated Fringe Benefits) - Pymts to other Governments	AFIR	25470	15470	aexp15470	0	0	0	0	0
All Other Expenditures	Payments to the State of NC	All Other-(including unallocated Fringe Benefits) - Pymts to NC	AFIR	25470	15470	bexp15470	0	0	0	0	0
All Other Expenditures	Operating and Other Expenses	All Other-(including unallocated Fringe Benefits) - Operating	AFIR	25470	15470	cexp15470	1,674,945	1,641,986	1,579,832	1,477,012	1,426,023
All Other Expenditures	Capital Outlay - Construction	All Other-(including unallocated Fringe Benefits) - Capital Outlay Construction	AFIR	25470	15470	dexp15470	43,493	153,652	85,138	957,532	1,325,710
All Other Expenditures	Capital Outlay - Purchased	All Other-(including unallocated Fringe Benefits) - Capital Outlay Purchase	AFIR	25470	15470	eexp15470	241,086	0	47,720	182,286	26,714
All Other Expenditures	Depreciation (Proprietary Fund)	All Other-(including unallocated Fringe Benefits) - Depreciation	AFIR	25470	15470	fexp15470	0	0	0	0	0
Other Financing Uses	Payments to Other Governments	Extraordinary Items (that reduce net assets)-Pymts to other Governments	AFIR	25610		aexp25610	0	0	0	0	0
Other Financing Uses	Payments to the State of NC	Extraordinary Items (that reduce net assets)-Pymts to NC	AFIR	25610		bexp25610	0	0	0	0	0
Other Financing Uses	Operating and Other Expenses	Extraordinary Items (that reduce net assets)-Operating	AFIR	25610		cexp25610	0	0	0	0	0
Other Financing Uses	Capital Outlay - Construction	Extraordinary Items (that reduce net assets)-Capital Outlay Construction	AFIR	25610		dexp25610	0	0	0	0	0
Other Financing Uses	Capital Outlay - Purchased	Extraordinary Items (that reduce net assets)-Capital Outlay Purchase	AFIR	25610		eexp25610	0	0	0	0	0
Other Financing Uses	Depreciation (Proprietary Fund)	Extraordinary Items (that reduce net assets)-Depreciation	AFIR	25610		fexp25610	0	0	0	0	0
Other Financing Uses	Payments to Other Governments	Other financing Uses-Pymts to other Governments	AFIR	25580	15580	aexp15580	0	0	0	0	0
Other Financing Uses	Payments to the State of NC	Other financing Uses-Pymts to NC	AFIR	25580	15580	bexp15580	0	0	0	0	0
Other Financing Uses	Operating and Other Expenses	Other financing Uses-Operating	AFIR	25580	15580	cexp15580	0	0	0	0	0

Label	Sub Label	Description	Source	Line1	Line2	Census	2017	2016	2015	2014	2013
Other Financing Uses	Capital Outlay - Construction	Other financing Uses-Capital Outlay Construction	AFIR	25580	15580	dexp15580	0	0	0	0	0
Other Financing Uses	Capital Outlay - Purchased	Other financing Uses-Capital Outlay Purchase	AFIR	25580	15580	eexp15580	0	0	0	0	3,160,000
Other Financing Uses	Depreciation (Proprietary Fund)	Other financing Uses-Depreciation	AFIR	25580	15580	fexp15580	0	0	0	0	0
Other Financing Uses		Transfers-out to Other Funds-	AFIR	25560	15560	tranf.exp15560	16,816,292	10,568,481	4,106,215	4,289,694	21,149,793
Other Financing Uses		Payment to refunded bond escrow agent-	AFIR		15570	gov.exp15570	0	9,541,866	0	0	72,722,581
Financial Report - Change in Fund Balance		"Please Enter the Change in Fund Balance from your Audited Financial Statement - ""Revenues, Expenditures and Changes in Fund Balance Governmental Funds""	AFIR	15590		fin.state.change15590	14,464,166	21,582,475	139,546	5,217,298	4,859,135
Calculated Change in Fund Balance		This is the difference between the change in fund balance that is calculated from the form on row 79 less the change in fund balance from your audit report that was entered in row 82. You are in balance if this amount is zero.	AFIR	15600		dif.change15600	0	0	0	0	0
Financial Report - Change in Net Position		"Please Enter the Change in Net Position from your Audited Financial Statement - ""Revenues, Expenses and Changes in Net Position - Proprietary Funds"" excluding change in Net Position for Internal Service Funds."	AFIR		25620	fin.state.change25620	785,195	1,571,375	1,025,928	430,101	-184,825
Calculated Change in Net Position		"This is the difference between the change in net position that is calculated from the form on row 76 less the change in net position from your audit report that was entered in row 79. You are in balance if this amount is zero.	AFIR		25630	dif.change25630	0	0	0	0	0
All Other Revenue (positive) / All Other Expenditures (negative)	Payments to Other Governments	Enter Prior period adjustments as positive or negative numbers depending on how they affect net position	AFIR	25660		aexp25660	0	0	0	0	0
All Other Revenue (positive) / All Other Expenditures (negative)	Payments to the State of NC	Enter Prior period adjustments as positive or negative numbers depending on how they affect net position	AFIR	25660		bexp25660	0	0	0	0	0
All Other Revenue (positive) / All Other Expenditures (negative)	Operating and Other Expenses	Enter Prior period adjustments as positive or negative numbers depending on how they affect net position	AFIR	25660		cexp25660	-10,230,276	26,491	-327,127	0	0
All Other Revenue (positive) / All Other Expenditures (negative)	Capital Outlay - Construction	Enter Prior period adjustments as positive or negative numbers depending on how they affect net position	AFIR	25660		dexp25660	0	0	0	0	0

Label	Sub Label	Description	Source	Line1	Line2	Census	2017	2016	2015	2014	2013
All Other Revenue (positive) / All Other Expenditures (negative)	Capital Outlay - Purchased	Enter Prior period adjustments as positive or negative numbers depending on how they affect net position	AFIR	25660		eexp25660	0	0	0	0	0
All Other Revenue (positive) / All Other Expenditures (negative)	Depreciation (Proprietary Fund)	Enter Prior period adjustments as positive or negative numbers depending on how they affect net position	AFIR	25660		fexp25660	0	0	0	0	0
Miscellaneous Information		Amount of Fines and Forfeitures sent to the Schools	AFIR	30000		A.miss30000	594,628	560,368	482,458	460,428	537,924
Miscellaneous Information		Does Your Tax Office Collect Taxes for All the Municipalities in your County?	AFIR	30010		A.miss30010	Yes	Yes	Yes	Yes	Yes
Miscellaneous Information		Is the County Collecting property taxes other than motor vehicles for your unit of government?	AFIR	30020		A.miss30020	0	0	0	0	0
Miscellaneous Information		"School - Tax levy includes current, prior, penalties and interest if not reported on your ""Statement of Revenues, Expenditures and Changes in Fund Balance"""	AFIR	30030		A.miss30030	0	0	0	0	0
Miscellaneous Information		Amount of Benefits paid to Law Enforcement Officers for Separation Allowance	AFIR	30040		A.miss30040				116,270	99,554
Miscellaneous Information		Amount of Contributions made to 401K's for Law Enforcement	AFIR	30050		A.miss30050	153,813	151,527	150,975	149,878	145,373
Miscellaneous Information		Amount of contributions made to 401K's for Non-Law Enforcement	AFIR	30060		A.miss30060	0	0	0	0	0
Miscellaneous Information		Does the unit have a retiree health care benefit where the County/City pays a share of the monthly premium for the retiree?	AFIR	30070		A.miss30070				Yes	Yes
Miscellaneous Information		Appropriations made during the fiscal year pursuant to G.S. 158-7.1, subsections b(1) through b(7).	AFIR	30080		A.miss30080	0	0	0	0	0
Miscellaneous Information		Expenditures made during the fiscal year pursuant to G.S. 158-7.1, subsections b(1) through b(7).	AFIR	30090		A.miss30090	0	0	0	0	0
Miscellaneous Information		The investment in property acquired at any time under G.S. 158-7.1, subsections b(1) through b(4), and owned at the end of the fiscal year.	AFIR	30100		A.miss30100	0	0	0	0	2
Miscellaneous Information		The amount expended during the fiscal year pursuant to G.S. 158-7.1, subsections b(5) and b(7).	AFIR	30110		A.miss30110	0	0	0	0	0
Miscellaneous Information		The amount of tax revenues that was taken into account under G.S. 158-7.1, subsection d2, and was expected to be received during the fiscal year.	AFIR	30120		A.miss30120	0	0	0	0	0
Miscellaneous Information		Gross Salary: Enter the sum of the gross salaries from the four Quarterly 941's complete during the fiscal year	AFIR	30130		A.miss30130	32,430,676	31,976,300	31,035,771	32,509,782	30,508,757

Label	Sub Label	Description	Source	Line1	Line2	Census	2017	2016	2015	2014	2013
Miscellaneous Information		"If you have an Internal Service Fund reported on your Proprietary ""Statement of Revenues, Expenses and Changes in Net Assets"", Please list any revenues from sources outside your government."	AFIR	30140		A.miss30140	0	50,525	36,269	28,029	37,236
Miscellaneous Information		"If you have an Internal Service Fund reported on your Proprietary ""Statement of Revenues, Expenses and Changes in Net Assets"", Please list any positive change in net assets."	AFIR	30150		A.miss30150	1,423,291	607,866	671,671	73,608	0
Miscellaneous Information		"If you have an Internal Service Fund reported on your Proprietary ""Statement of Revenues, Expenses and Changes in Net Assets"", Please list any negative change in net assets. This is a change that decreases net assets."	AFIR	30160		A.miss30160	0	0	0	0	4,058
Miscellaneous Information		In this fiscal year, did your unit expense in the water fund and record as an intangible asset any amounts for water rights? Please list amount recorded in Purchased Capital Assets.	AFIR	30170		A.miss30170	0	0	0	0	0
Miscellaneous Information		Operational Water Fund	AFIR	30180		A.miss30180	Enterprise	Enterprise	Enterprise	Enterprise	0
Miscellaneous Information		Operational Sewer Fund	AFIR	30190		A.miss30190	Enterprise	Enterprise	Enterprise	Enterprise	0
Miscellaneous Information		Operate a Landfill	AFIR	30200		A.miss30200	Governmental	Governmental	Governmental	Governmental	0
Miscellaneous Information		Operate a Landfill / Solid Waste Service	AFIR	30210		A.miss30210	Governmental	Governmental	Governmental	Governmental	0
Miscellaneous Information		Human Services - Transportation for citizens that meet certain eligibility criteria	AFIR	30220		A.miss30220	Governmental	Governmental	0	0	0
Miscellaneous Information		Please list any additional enterprise funds you operate not already listed above. Please esparate them with a comma	AFIR	30230		A.miss30230	0	0	0	0	0
Water	Volume in Gallons	Volume of water treated and/or purchased and put into the start of your distribution system.	AFIR		40000	a.ws40000	0	0	0	0	0
Wastewater	Volume in Gallons	Volume of wastewater treated internally or by another utility (entering all treatment plants).	AFIR		40010	a.ws40010	0	0	0	0	0
Water	Volume in Gallons	Volume of water billed to all customers (residential, non-residential & bulk).	AFIR		40020	a.ws40020	0	0	0	0	0
Wastewater	Volume in Gallons	Volume of wastewater billed to all customers (residential, non-residential & bulk).	AFIR		40030	a.ws40030	0	0	0	0	0
Water / Sewer	Volume in Gallons	Volume of water billed only to residential customers (if your unit identifies residential customers).	AFIR		40040	a.ws40040	0	0	0	0	0

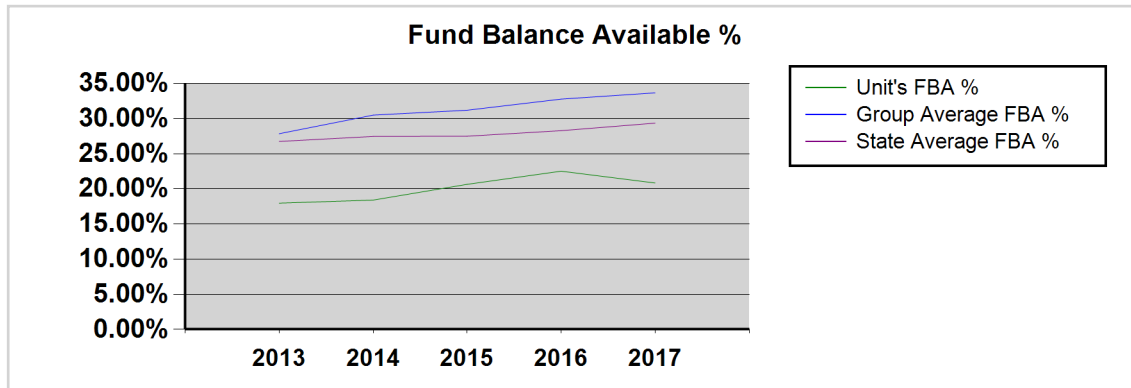
Label	Sub Label	Description	Source	Line1	Line2	Census	2017	2016	2015	2014	2013
Wastewater	Volume in Gallons	Volume of wastewater billed only to residential customers (if your unit identifies residential customers).	AFIR		40050	a.ws40050	0	0	0	0	0
Water	Volume in Thousands of Gallons	Volume of water treated and/or purchased and put into the start of your distribution system.	AFIR		40000	b.ws40000	0	0	0	0	0
Wastewater	Volume in Thousands of Gallons	Volume of wastewater treated internally or by another utility (entering all treatment plants).	AFIR		40010	b.ws40010	0	0	0	0	0
Water	Volume in Thousands of Gallons	Volume of water billed to all customers (residential, non-residential & bulk).	AFIR		40020	b.ws40020	0	0	0	0	0
Wastewater	Volume in Thousands of Gallons	Volume of wastewater billed to all customers (residential, non-residential & bulk).	AFIR		40030	b.ws40030	0	0	0	0	0
Water / Sewer	Volume in Thousands of Gallons	Volume of water billed only to residential customers (if your unit identifies residential customers).	AFIR		40040	b.ws40040	0	0	0	0	0
Wastewater	Volume in Thousands of Gallons	Volume of wastewater billed only to residential customers (if your unit identifies residential customers).	AFIR		40050	b.ws40050	0	0	0	0	0
Water	Volume in Millions of Gallons	Volume of water treated and/or purchased and put into the start of your distribution system.	AFIR		40000	c.ws40000	2,160	2,049	4,115	2,018	1,922
Wastewater	Volume in Millions of Gallons	Volume of wastewater treated internally or by another utility (entering all treatment plants).	AFIR		40010	c.ws40010	0	0	0	0	0
Water	Volume in Millions of Gallons	Volume of water billed to all customers (residential, non-residential & bulk).	AFIR		40020	c.ws40020	1,899	1,883	3,865	1,917	1,938
Wastewater	Volume in Millions of Gallons	Volume of wastewater billed to all customers (residential, non-residential & bulk).	AFIR		40030	c.ws40030	0	0	0	0	0
Water / Sewer	Volume in Millions of Gallons	Volume of water billed only to residential customers (if your unit identifies residential customers).	AFIR		40040	c.ws40040	0	0	0	0	0
Wastewater	Volume in Millions of Gallons	Volume of wastewater billed only to residential customers (if your unit identifies residential customers).	AFIR		40050	c.ws40050	0	0	0	0	0
Water	Volume in Cubic Feet	Volume of water treated and/or purchased and put into the start of your distribution system.	AFIR		40000	d.ws40000	0	0	0	0	0
Wastewater	Volume in Cubic Feet	Volume of wastewater treated internally or by another utility (entering all treatment plants).	AFIR		40010	d.ws40010	0	0	0	0	0
Water	Volume in Cubic Feet	Volume of water billed to all customers (residential, non-residential & bulk).	AFIR		40020	d.ws40020	0	0	0	0	0
Wastewater	Volume in Cubic Feet	Volume of wastewater billed to all customers (residential, non-residential & bulk).	AFIR		40030	d.ws40030	0	0	0	0	0
Water / Sewer	Volume in Cubic Feet	Volume of water billed only to residential customers (if your unit identifies residential customers).	AFIR		40040	d.ws40040	0	0	0	0	0

Label	Sub Label	Description	Source	Line1	Line2	Census	2017	2016	2015	2014	2013
Wastewater	Volume in Cubic Feet	Volume of wastewater billed only to residential customers (if your unit identifies residential customers).	AFIR		40050	d.ws40050	0	0	0	0	0
Water	Volume in Hundred Cubic Feet	Volume of water treated and/or purchased and put into the start of your distribution system.	AFIR		40000	e.ws40000	0	0	0	0	0
Wastewater	Volume in Hundred Cubic Feet	Volume of wastewater treated internally or by another utility (entering all treatment plants).	AFIR		40010	e.ws40010	0	0	0	0	0
Water	Volume in Hundred Cubic Feet	Volume of water billed to all customers (residential, non-residential & bulk).	AFIR		40020	e.ws40020	0	0	0	0	0
Wastewater	Volume in Hundred Cubic Feet	Volume of wastewater billed to all customers (residential, non-residential & bulk).	AFIR		40030	e.ws40030	0	0	0	0	0
Water / Sewer	Volume in Hundred Cubic Feet	Volume of water billed only to residential customers (if your unit identifies residential customers).	AFIR		40040	e.ws40040	0	0	0	0	0
Wastewater	Volume in Hundred Cubic Feet	Volume of wastewater billed only to residential customers (if your unit identifies residential customers).	AFIR		40050	e.ws40050	0	0	0	0	0
Water	Volume in Thousand Cubic Feet	Volume of water treated and/or purchased and put into the start of your distribution system.	AFIR		40000	f.ws40000	0	0	0	0	0
Wastewater	Volume in Thousand Cubic Feet	Volume of wastewater treated internally or by another utility (entering all treatment plants).	AFIR		40010	f.ws40010	0	0	0	0	0
Water	Volume in Thousand Cubic Feet	Volume of water billed to all customers (residential, non-residential & bulk).	AFIR		40020	f.ws40020	0	0	0	0	0
Wastewater	Volume in Thousand Cubic Feet	Volume of wastewater billed to all customers (residential, non-residential & bulk).	AFIR		40030	f.ws40030	0	0	0	0	0
Water / Sewer	Volume in Thousand Cubic Feet	Volume of water billed only to residential customers (if your unit identifies residential customers).	AFIR		40040	f.ws40040	0	0	0	0	0
Wastewater	Volume in Thousand Cubic Feet	Volume of wastewater billed only to residential customers (if your unit identifies residential customers).	AFIR		40050	f.ws40050	0	0	0	0	0
Water	Volume in Million Cubic Feet	Volume of water treated and/or purchased and put into the start of your distribution system.	AFIR		40000	g.ws40000	0	0	0	0	0
Wastewater	Volume in Million Cubic Feet	Volume of wastewater treated internally or by another utility (entering all treatment plants).	AFIR		40010	g.ws40010	0	0	0	0	0
Water	Volume in Million Cubic Feet	Volume of water billed to all customers (residential, non-residential & bulk).	AFIR		40020	g.ws40020	0	0	0	0	0
Wastewater	Volume in Million Cubic Feet	Volume of wastewater billed to all customers (residential, non-residential & bulk).	AFIR		40030	g.ws40030	0	0	0	0	0
Water / Sewer	Volume in Million Cubic Feet	Volume of water billed only to residential customers (if your unit identifies residential customers).	AFIR		40040	g.ws40040	0	0	0	0	0

Label	Sub Label	Description	Source	Line1	Line2	Census	2017	2016	2015	2014	2013
Wastewater	Volume in Million Cubic Feet	Volume of wastewater billed only to residential customers (if your unit identifies residential customers).	AFIR		40050	g.ws40050	0	0	0	0	0
Water / Sewer		Number of residential accounts.	AFIR		40060	a.ws40060	0	0	0	0	0
Water / Sewer		Number of residential accounts.	AFIR		40070	a.ws40070	0	0	0	0	0
Water / Sewer		Number of non-residential and bulk accounts	AFIR		40080	a.ws40080	0	0	0	0	0
Water / Sewer		Number of non-residential and bulk accounts	AFIR		40090	a.ws40090	0	0	0	0	0
White Goods		Opening Balance(s) White Goods Account Designated	AFIR		50000	wgood50000	0	0	0	0	0
White Goods		Please enter beginning balance number here is line 5000 is blank. If the amount in line 5000 is incorrect, please enter a positive or negative number needed to make the amount in line 5000 correct	AFIR		50010	wgood50010	0	0	0	0	0
White Goods		Opening Balance(s) White Goods Account Undesignated	AFIR		50020	wgood50020	222,401	174,310	102,332	-19,984	-66,818
White Goods		Please enter beginning balance number here is line 5002 is blank. If the amount in line 5002 is incorrect, please enter a positive or negative number needed to make the amount in line 5002 correct	AFIR		50030	wgood50030	0	0	0	0	0
White Goods		Total Revenue Credited to White Goods Account	AFIR		50040	wgood50040	69,509	48,091	71,978	133,036	57,340
White Goods		Total Expenditures for Operations	AFIR		50050	wgood50050	0	0	0	10,720	10,506
White Goods		Total Expenditures for Capital Improvements	AFIR		50060	wgood50060	0	0	0	0	0
White Goods		Expenditures for illegal dump cleanups	AFIR		50070	wgood50070	0	0	0	0	0
White Goods		Ending Balance in White Goods Account Designated	AFIR		50080	wgood50080	0	0	0	0	0
White Goods		Ending Balance in White Goods Account Undesignated	AFIR		50090	wgood50090	291,910	222,401	174,310	102,332	-19,984
White Goods		The Amount of White Goods Tax Actually Received	AFIR		50100	wgood50100	0	0	6,013	10,720	10,506
White Goods		Amount in cell E14 that would have been received if 100% eligible	AFIR		50110	wgood50110	14,156	0	0	0	10,506
White Goods		Calculate Threshold Amount.	AFIR		50120	wgood50120	3,539	0	0	0	2,627
White Goods		Total Tonnage of White Goods Scrap Metal Collected	AFIR		50130	wgood50130	0	0	0	0	171
White Goods		Name of Recycler or Disposal Facility	AFIR		50140	wgood50140	Dare Area Recycling Technologies	Dare Area Recycling Technologies	Dare Area Recycle Technologies (DART)	Dare Area Recycle Technologies (DART)	DART

Label	Sub Label	Description	Source	Line1	Line2	Census	2017	2016	2015	2014	2013
Cash and Investments		Governmental Activities-All unrestricted cash and investments. - Exclude restricted cash and cash held by a third party	Audit		333	333	56,002,402	57,461,122	51,814,863	42,138,343	35,902,387
Cash and Investments		Governmental Activities-All restricted cash and investments	Audit		500	500	35,842,953	17,741,608	1,169,263	10,620,527	11,484,283
Cash and Investments		Business Activities-All unrestricted cash and investments. - Exclude restricted cash and cash held by a third party	Audit		502	502	7,014,214	9,535,611	7,173,691	4,902,178	5,454,031
Cash and Investments		Business Activities-All restricted cash and investments	Audit		503	503	17,213,388	15,468,983	15,875,177	16,543,261	16,266,177
Cash and Investments		Fiduciary- cash and investments. - Include unrestricted and restricted cash and cash and investments held by a third party	Audit		512	512	3,716,503	3,402,755	3,435,444	3,347,766	2,337,736
Cash and Investments		Cash and Investment - Please list the book value of any unspent bond proceeds in any funds. This information may be on the face of your statements or in the notes	Audit		535	535	35,729,167	18,562,479	15,153,031	7,712,255	11,088,149
Tax Collections		Tax collection rate - Total levy UNIT - WIDE	Audit		61	61	99.22	99.47	99.26	99.17	99.26
Tax Collections		Tax collection rate - Excluding Registered motor vehicles	Audit		102	102	99.20	99.45	99.25	99.26	99.27
Tax Collections		Tax collection rate - Registered motor vehicles	Audit		103	103	100.00	100.00	99.92	96.64	98.76
Tax Collections		Current year levy excluding motor vehicles	Audit		528	528	54,654,849	54,104,046	53,691,694	53,175,697	48,474,753
Tax Collections		Current year levy motor vehicles only	Audit		529	529	1,867,603	1,723,294	1,613,384	1,696,195	964,540
Tax Collections		Uncollected taxes - current year's levy - excluding motor vehicles	Audit		530	530	438,049	297,420	406,368	394,112	354,345
Tax Collections		Uncollected taxes - current year's levy - motor vehicles	Audit		531	531	0	0	1,241	56,927	111,927

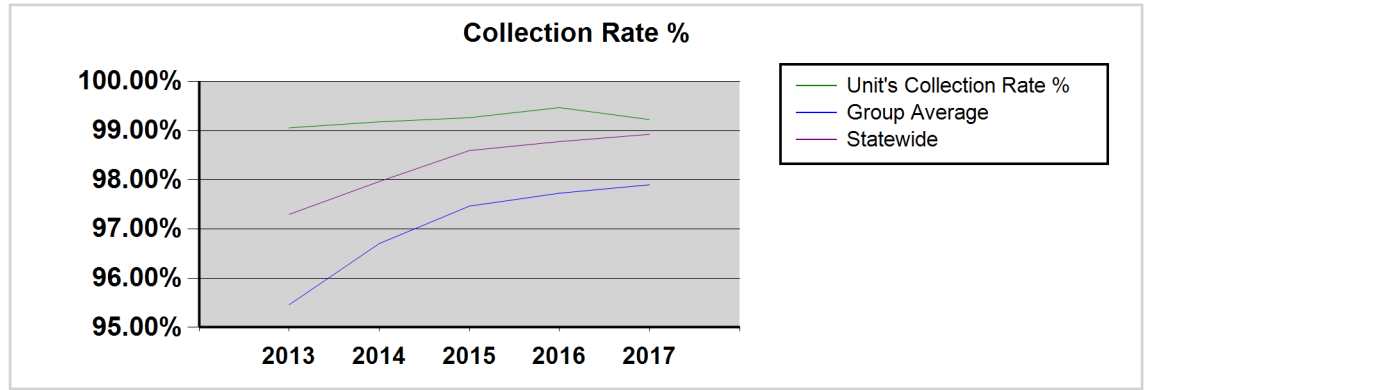
**Dare County
Analysis of Available Fund Balance: General Fund**



	2013	2014	2015	2016	2017
Unit's FBA %	17.97%	18.41%	20.65%	22.52%	20.83%
Group Average FBA %	27.84%	30.49%	31.19%	32.77%	33.66%
State Average FBA %	26.74%	27.46%	27.49%	28.28%	29.35%

Population Group: 25,000 to 49,999

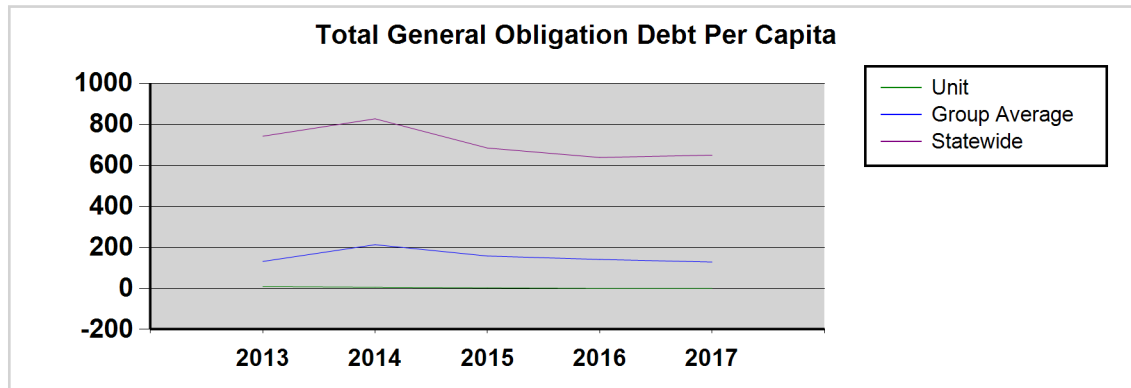
**Dare County
Analysis of Property Tax**



	2013	2014	2015	2016	2017
Unit	99.06%	99.18%	99.26%	99.47%	99.23%
Group Average	95.46%	96.71%	97.47%	97.73%	97.90%
Statewide	97.30%	97.97%	98.59%	98.78%	98.92%

Population Group: 25,000 to 49,999

**Dare County
Analysis of General Obligation Debt
(Excludes Revenue Bonds)**

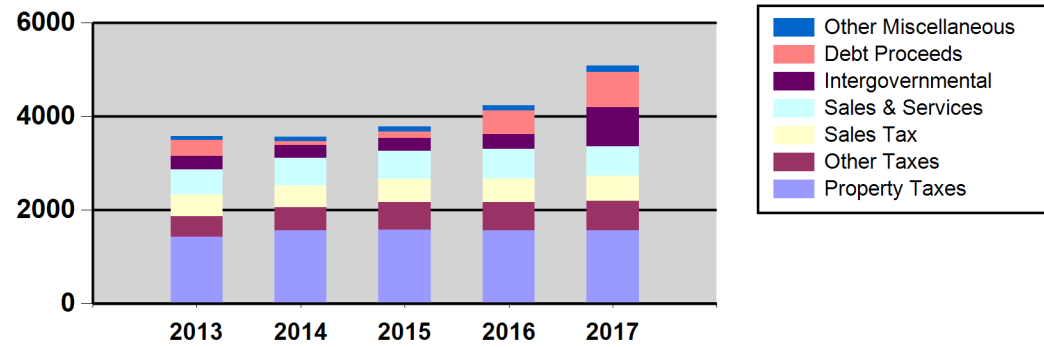


	2013	2014	2015	2016	2017
Unit	9	6	3	0	0
Group Average	132	214	158	142	129
Statewide	743	827	685	639	650

Population Group: 25,000 to 49,999

Dare County Analysis of Revenue

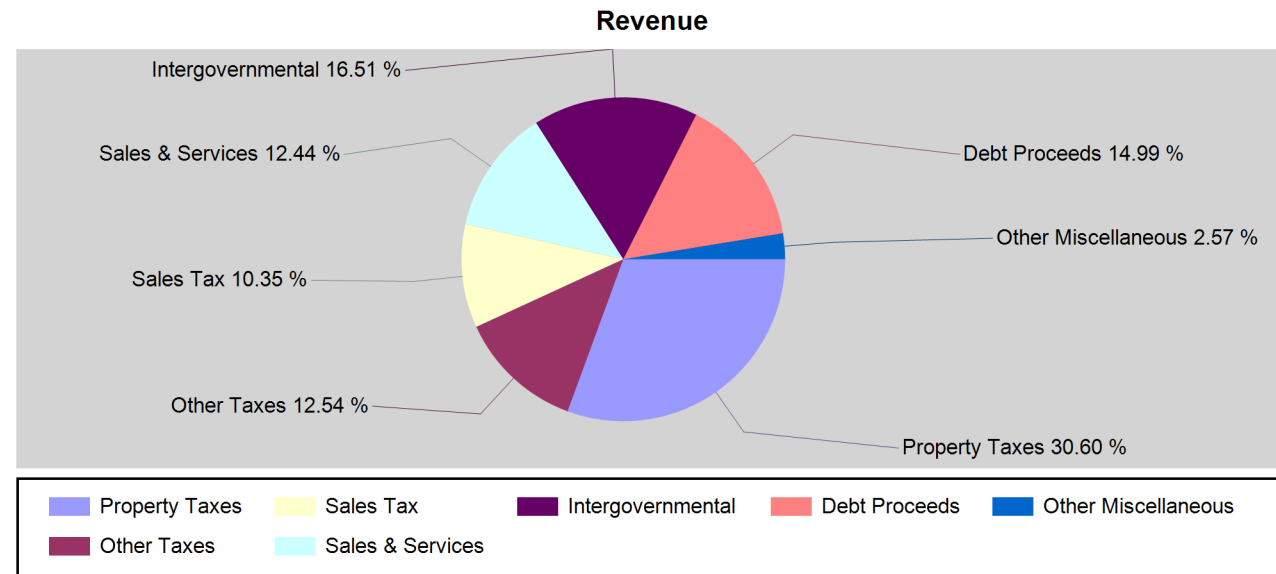
Revenue per Capita



	2013	2014	2015	2016	2017
Property Taxes	1,420	1,562	1,565	1,556	1,552
Other Taxes	431	487	595	604	636
Sales Tax	468	469	499	502	525
Sales & Services	544	584	599	632	631
Intergovernmental	275	281	274	315	837
Debt Proceeds	347	75	133	512	761
Other Miscellaneous	79	104	111	112	130
Total	3,565	3,561	3,776	4,232	5,073

Population Group: 25,000 to 49,999

Dare County Analysis of Revenue for Fiscal 2017

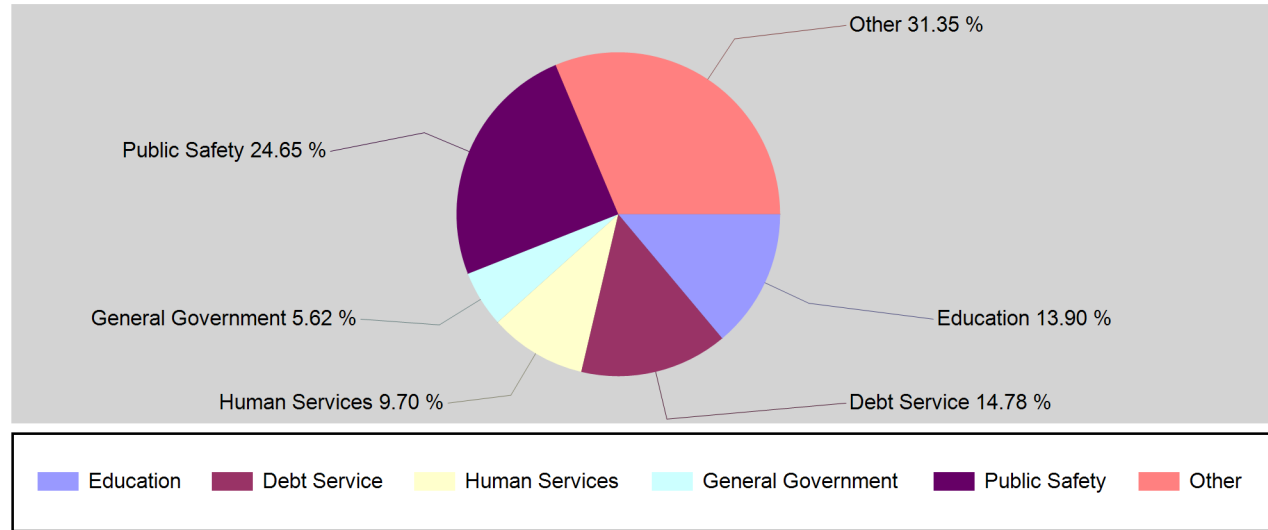


<u>Category</u>	2017	2017
	Revenues by Source	Per Capita Revenues by Source
Property Taxes	\$56,486,678	\$1,552
Other Taxes	23,155,092	636
Sales Tax	19,115,286	525
Sales & Services	22,962,844	631
Intergovernmental	30,471,812	837
Debt Proceeds	27,672,806	761
Other Miscellaneous	4,740,368	130
Total	\$184,604,886	\$5,073

Population Group: 25,000 to 49,999

**Dare County
Analysis of Expenditure By Function for Fiscal 2017**

Expenditure by Function

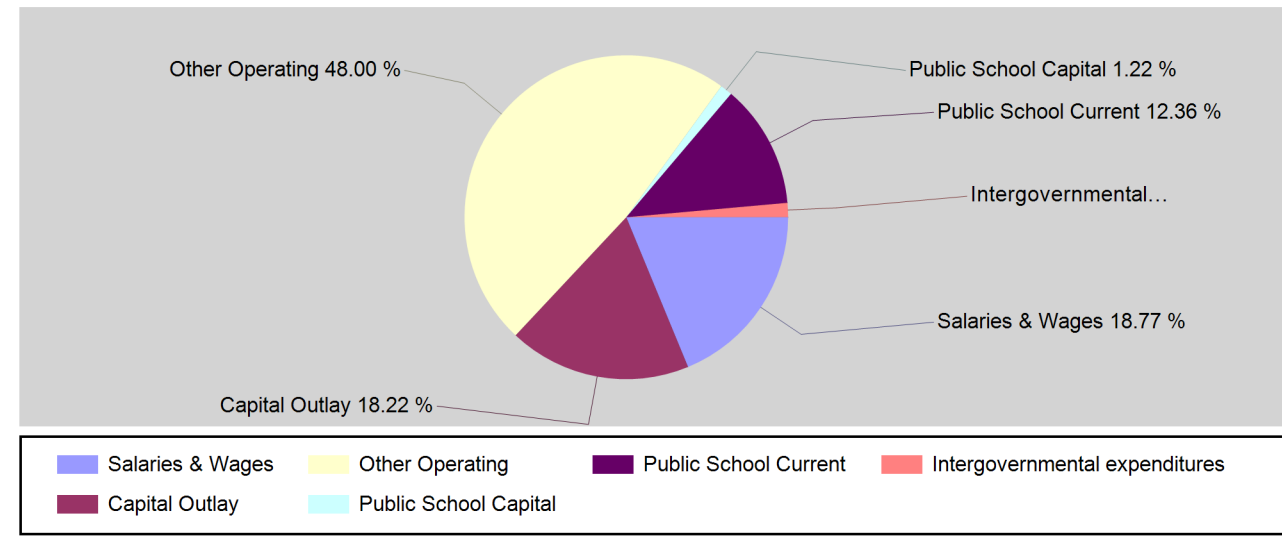


<u>Category</u>	2017 Expenditures by Function	2017 Per Capita Expenditures by Function
Education	\$24,016,725	\$660
Debt Service	25,545,655	702
Human Services	16,766,442	461
General Government	9,717,246	267
Public Safety	42,589,331	1,170
Other	54,170,360	1,489
Total	\$172,805,759	\$4,749

Population Group: 25,000 to 49,999

**Dare County
Analysis of Expenditure By Object for Fiscal 2017**

Expenditure by Object



<u>Category</u>	2017 Expenditures by Object	2017 Per Capita Expenditures by Object
Salaries & Wages	\$32,430,676	\$891
Capital Outlay	31,490,497	865
Other Operating	82,951,333	2,280
Public School Capital	2,108,392	58
Public School Current	21,365,420	587
Public School - All Other including supplemental tax	0	0
Intergovernmental expenditures	2,459,441	68
Total	\$172,805,759	\$4,749

Population Group: 25,000 to 49,999