

North Carolina Department of State Treasurer
Financial Information
Haywood County

Note: All data unless otherwise specified is for the 12 month period ending June, 30th of the designated year

				2017	2016	2015	2014	2013
County Revenues and Expenditures Financial Profile	Revenues by Source	Property Taxes	AFIR	\$43,218,915	\$42,206,210	\$40,133,654	\$40,833,853	\$39,255,257
County Revenues and Expenditures Financial Profile	Revenues by Source	Other Taxes	AFIR	7,656,168	6,637,963	6,279,362	6,068,339	6,400,386
County Revenues and Expenditures Financial Profile	Revenues by Source	Sales Tax	AFIR	13,870,765	13,463,292	12,746,564	11,407,419	11,193,517
County Revenues and Expenditures Financial Profile	Revenues by Source	Sales & Services	AFIR	11,123,053	9,887,818	7,950,638	8,938,648	8,502,506
County Revenues and Expenditures Financial Profile	Revenues by Source	Intergovernmental	AFIR	17,098,829	16,492,230	16,212,543	16,308,277	15,611,405
County Revenues and Expenditures Financial Profile	Revenues by Source	Debt Proceeds	AFIR	3,350,000	0	-10,723,992	16,935,000	70,395
County Revenues and Expenditures Financial Profile	Revenues by Source	Other Miscellaneous	AFIR	1,135,270	1,043,425	740,509	993,722	741,894
County Revenues and Expenditures Financial Profile	Revenues by Source	Total	AFIR	\$97,453,000	\$89,730,938	\$73,339,278	\$101,485,258	\$81,775,360
County Revenues and Expenditures Financial Profile	Expenditures by Function	Education	AFIR	\$20,957,395	\$19,118,901	\$19,586,667	\$18,860,749	\$18,227,121
County Revenues and Expenditures Financial Profile	Expenditures by Function	Debt Service	AFIR	7,736,161	7,633,908	8,221,948	23,131,859	9,330,812
County Revenues and Expenditures Financial Profile	Expenditures by Function	Human Services	AFIR	20,155,103	19,745,200	19,729,865	20,649,594	19,363,542
County Revenues and Expenditures Financial Profile	Expenditures by Function	General Government	AFIR	9,829,918	9,137,103	8,291,884	8,030,214	7,771,928
County Revenues and Expenditures Financial Profile	Expenditures by Function	Public Safety	AFIR	24,552,287	21,503,230	17,950,342	17,550,733	17,279,160
County Revenues and Expenditures Financial Profile	Expenditures by Function	Other	AFIR	9,793,253	8,973,130	9,859,337	9,133,580	9,287,670
County Revenues and Expenditures Financial Profile	Expenditures by Function	Total	AFIR	\$93,024,117	\$86,111,472	\$83,640,043	\$97,356,729	\$81,260,233
County Revenues and Expenditures Financial Profile	Expenditures by Object	Salaries & Wages	AFIR	\$19,652,605	\$18,652,924	\$18,233,873	\$18,058,155	\$17,667,867
County Revenues and Expenditures Financial Profile	Expenditures by Object	Capital Outlay	AFIR	9,393,191	6,102,838	3,697,236	2,777,360	2,717,519
County Revenues and Expenditures Financial Profile	Expenditures by Object	Other Operating	AFIR	47,595,074	42,882,299	40,269,336	55,450,604	41,271,755
County Revenues and Expenditures Financial Profile	Expenditures by Object	Public School Capital	AFIR	774,074	552,119	2,130,054	1,888,680	428,997
County Revenues and Expenditures Financial Profile	Expenditures by Object	Public School Current	AFIR	15,086,525	14,760,890	14,439,161	14,402,706	14,144,927
County Revenues and Expenditures Financial Profile	Expenditures by Object	Public School - All Other including supplemental tax	AFIR	0	0	0		
County Revenues and Expenditures Financial Profile	Expenditures by Object	Intergovernmental expenditures	AFIR	522,648	3,160,402	4,870,383	4,779,224	5,029,168
County Revenues and Expenditures Financial Profile	Expenditures by Object	Total	AFIR	\$93,024,117	\$86,111,472	\$83,640,043	\$97,356,729	\$81,260,233
County Revenues and Expenditures Financial Profile	Per Capita Revenues by Source	Property Taxes	AFIR	\$700	\$696	\$670	\$684	\$662
County Revenues and Expenditures Financial Profile	Per Capita Revenues by Source	Other Taxes	AFIR	124	109	105	102	108
County Revenues and Expenditures Financial Profile	Per Capita Revenues by Source	Sales Tax	AFIR	225	222	213	191	189

				2017	2016	2015	2014	2013
County Revenues and Expenditures Financial Profile	Per Capita Revenues by Source	Sales & Services	AFIR	180	163	133	150	143
County Revenues and Expenditures Financial Profile	Per Capita Revenues by Source	Intergovernmental	AFIR	277	272	271	273	263
County Revenues and Expenditures Financial Profile	Per Capita Revenues by Source	Debt Proceeds	AFIR	54	0	-179	284	1
County Revenues and Expenditures Financial Profile	Per Capita Revenues by Source	Other Miscellaneous	AFIR	18	17	12	17	13
County Revenues and Expenditures Financial Profile	Per Capita Revenues by Source	Total	AFIR	\$1,578	\$1,480	\$1,224	\$1,701	\$1,380
County Revenues and Expenditures Financial Profile	Per Capita Expenditures by Function	Education	AFIR	\$339	\$315	\$327	\$316	\$307
County Revenues and Expenditures Financial Profile	Per Capita Expenditures by Function	Debt Service	AFIR	125	126	137	388	157
County Revenues and Expenditures Financial Profile	Per Capita Expenditures by Function	Human Services	AFIR	326	326	329	346	327
County Revenues and Expenditures Financial Profile	Per Capita Expenditures by Function	General Government	AFIR	159	151	138	135	131
County Revenues and Expenditures Financial Profile	Per Capita Expenditures by Function	Public Safety	AFIR	397	355	300	294	292
County Revenues and Expenditures Financial Profile	Per Capita Expenditures by Function	Other	AFIR	159	148	165	153	157
County Revenues and Expenditures Financial Profile	Per Capita Expenditures by Function	Total	AFIR	\$1,506	\$1,420	\$1,396	\$1,631	\$1,371
County Revenues and Expenditures Financial Profile	Per Capita Expenditures by Object	Salaries & Wages	AFIR	\$318	\$308	\$304	\$303	\$298
County Revenues and Expenditures Financial Profile	Per Capita Expenditures by Object	Capital Outlay	AFIR	152	101	62	47	46
County Revenues and Expenditures Financial Profile	Per Capita Expenditures by Object	Other Operating	AFIR	771	707	672	929	696
County Revenues and Expenditures Financial Profile	Per Capita Expenditures by Object	Public School Capital	AFIR	13	9	36	32	7
County Revenues and Expenditures Financial Profile	Per Capita Expenditures by Object	Public School Current	AFIR	244	243	241	241	239
County Revenues and Expenditures Financial Profile	Per Capita Expenditures by Object	Public School - All Other including supplemental tax	AFIR	0	0	0		
County Revenues and Expenditures Financial Profile	Per Capita Expenditures by Object	Intergovernmental expenditures	AFIR	8	52	81	80	85
County Revenues and Expenditures Financial Profile	Per Capita Expenditures by Object	Total	AFIR	\$1,506	\$1,420	\$1,396	\$1,631	\$1,371
County Revenues and Expenditures Financial Profile	Group Average Per Capita for Counties Reporting AFIR - Revenues by Source	Property Taxes	AFIR	\$613	\$599	\$579	\$581	\$545
County Revenues and Expenditures Financial Profile	Group Average Per Capita for Counties Reporting AFIR - Revenues by Source	Other Taxes	AFIR	56	51	54	52	47
County Revenues and Expenditures Financial Profile	Group Average Per Capita for Counties Reporting AFIR - Revenues by Source	Sales Tax	AFIR	179	162	152	140	137
County Revenues and Expenditures Financial Profile	Group Average Per Capita for Counties Reporting AFIR - Revenues by Source	Sales & Services	AFIR	172	170	157	155	149
County Revenues and Expenditures Financial Profile	Group Average Per Capita for Counties Reporting AFIR - Revenues by Source	Intergovernmental	AFIR	242	236	237	246	244

				2017	2016	2015	2014	2013
County Revenues and Expenditures Financial Profile	Group Average Per Capita for Counties Reporting AFIR - Revenues by Source	Debt Proceeds	AFIR	121	68	35	37	39
County Revenues and Expenditures Financial Profile	Group Average Per Capita for Counties Reporting AFIR - Revenues by Source	Other Miscellaneous	AFIR	36	47	30	29	56
County Revenues and Expenditures Financial Profile	Group Average Per Capita for Counties Reporting AFIR - Revenues by Source	Total	AFIR	\$1,417	\$1,332	\$1,245	\$1,239	\$1,216
County Revenues and Expenditures Financial Profile	Group Average Per Capita for Counties Reporting AFIR - Expenditures by Function	Education	AFIR	\$345	\$287	\$284	\$261	\$270
County Revenues and Expenditures Financial Profile	Group Average Per Capita for Counties Reporting AFIR - Expenditures by Function	Debt Service	AFIR	120	109	121	126	117
County Revenues and Expenditures Financial Profile	Group Average Per Capita for Counties Reporting AFIR - Expenditures by Function	Human Services	AFIR	271	275	280	271	277
County Revenues and Expenditures Financial Profile	Group Average Per Capita for Counties Reporting AFIR - Expenditures by Function	General Government	AFIR	116	115	112	107	100
County Revenues and Expenditures Financial Profile	Group Average Per Capita for Counties Reporting AFIR - Expenditures by Function	Public Safety	AFIR	294	281	275	282	254
County Revenues and Expenditures Financial Profile	Group Average Per Capita for Counties Reporting AFIR - Expenditures by Function	Other	AFIR	182	175	167	169	178
County Revenues and Expenditures Financial Profile	Group Average Per Capita for Counties Reporting AFIR - Expenditures by Function	Total	AFIR	\$1,328	\$1,240	\$1,239	\$1,217	\$1,195
County Revenues and Expenditures Financial Profile	Group Average Per Capita for Counties Reporting AFIR - Expenditures by Object	Salaries & Wages	AFIR	\$294	\$283	\$275	\$277	\$267
County Revenues and Expenditures Financial Profile	Group Average Per Capita for Counties Reporting AFIR - Expenditures by Object	Capital Outlay	AFIR	63	63	73	87	79
County Revenues and Expenditures Financial Profile	Group Average Per Capita for Counties Reporting AFIR - Expenditures by Object	Other Operating	AFIR	628	601	609	598	582
County Revenues and Expenditures Financial Profile	Group Average Per Capita for Counties Reporting AFIR - Expenditures by Object	Public School Capital	AFIR	66	29	24	22	34
County Revenues and Expenditures Financial Profile	Group Average Per Capita for Counties Reporting AFIR - Expenditures by Object	Public School Current	AFIR	226	221	224	210	208
County Revenues and Expenditures Financial Profile	Group Average Per Capita for Counties Reporting AFIR - Expenditures by Object	Public School - All Other including supplemental tax	AFIR	19	5	2	0	0
County Revenues and Expenditures Financial Profile	Group Average Per Capita for Counties Reporting AFIR - Expenditures by Object	Intergovernmental expenditures	AFIR	32	38	32	22	25
County Revenues and Expenditures Financial Profile	Group Average Per Capita for Counties Reporting AFIR - Expenditures by Object	Total	AFIR	\$1,328	\$1,240	\$1,239	\$1,217	\$1,195

				2017	2016	2015	2014	2013
County Revenues and Expenditures Financial Profile		Number of Reporting (AFIR) Counties in Group	AFIR	24	25	25	27	24
County Revenues and Expenditures Financial Profile		Average Population of Counties Reporting AFIR in Group	AFIR	71,489	70,525	70,277	69,150	70,687
General Fund		General Fund revenues	Audit	\$81,963,220	\$76,813,347	\$74,631,393	\$73,216,644	\$71,479,911
General Fund		General Fund expenditures	Audit	76,350,281	73,441,377	70,712,439	84,795,326	69,660,628
General Fund		Operating transfers in	Audit	0	17,085	106,711	0	0
General Fund		Operating transfers out	Audit	439,822	614,026	61,670	438,234	498,087
General Fund		Proceeds from capital leases and installment purchases	Audit	0	0	59,008	14,585,000	70,395
General Fund		Other items	Audit	15,544	166,516	3,522	4,845	173,713
General Fund		Excess of revenues and other sources over (under) expenditures and other uses	Audit	\$5,188,661	\$2,941,545	\$4,026,525	\$2,572,929	\$1,565,304
General Fund	Fund balance available (FBA)	In dollars	Audit	\$24,475,082	\$19,831,737	\$16,945,952	\$12,498,413	\$10,968,204
General Fund	Fund balance available (FBA)	FBA as a % of GF Net Expenditures: Unit's FBA %	AFIR	31.87%	26.78%	23.96%	17.69%	15.65%
General Fund	Fund balance available (FBA)	FBA as a % of GF Net Expenditures: Group Average FBA % of Counties Reporting Audit	AFIR	33.44%	31.28%	30.27%	29.78%	29.15%
General Fund	Fund balance available (FBA)	FBA as a % of GF Net Expenditures: State Average FBA % of Counties Reporting Audit	AFIR	29.35%	28.28%	27.49%	27.46%	26.74%
General Fund	Fund balance available (FBA)	Number of Counties Reporting Audit in Group	Audit	27	27	27	27	26
Cash, Investments and Financing		Population at July 1st of the Previous Year	NCDOR	61,771	60,631	59,913	59,674	59,276
Cash, Investments and Financing		Population Group	AFIR	50,000 to 99,999	50,000 to 99,999	50,000 to 99,999	50,000 to 99,999	50,000 to 99,999
Cash, Investments and Financing		Cash & Investments at June 30th	Audit	37,089,569	34,756,457	26,648,125	25,339,016	21,663,563
Cash, Investments and Financing		Investment Earnings	AFIR			28,178	27,441	32,575
Cash, Investments and Financing		Tax Rate Equivalent	AFIR	0.0000	0.0000	0.0004	0.0004	0.0005
Cash, Investments and Financing		Tax Rate Equivalent: Group Average of Counties Reporting AFIR	AFIR			0.0022	0.0024	0.0022
Cash, Investments and Financing		Tax Rate Equivalent: State Average for Counties Reporting AFIR	AFIR			0.0037	0.0031	0.0035
Cash, Investments and Financing		Latest year of Revaluation	NCDOR	2011	2011	2011	2011	2011
Cash, Investments and Financing		January 1, Prior Year Assessed Valuation	NCDOR	7,506,797,517	7,391,496,878	7,288,461,521	7,243,017,407	7,185,779,099
Cash, Investments and Financing		Tax Rate	NCDOR	0.5661	0.5661	0.5413	0.5413	0.5413
Cash, Investments and Financing		Tax Rate Group Average	AFIR	0.6345	0.6302	0.6131	0.6082	0.5990
Cash, Investments and Financing		Tax Rate State Average	AFIR	0.6648	0.6617	0.6470	0.6329	0.6192
Cash, Investments and Financing		Assessment -to-Sales Ratio	NCDOR	98.62	99.12	103.75	102.42	99.80
Cash, Investments and Financing		Assessment -to-Sales Ratio Group Average	AFIR	98.27	99.93	101.87	103.08	102.98

				2017	2016	2015	2014	2013
Cash, Investments and Financing		Assessment -to-Sales Ratio State Average	AFIR	96.64	98.65	101.61	104.08	104.20
Cash, Investments and Financing		Assessed Valuation adjusted for Assessed to Sales Ratio	AFIR	7,611,840,922	7,457,119,530	7,025,023,153	7,071,877,960	7,200,179,458
Cash, Investments and Financing		Tax Rate Adjusted	AFIR	0.5583	0.5611	0.5616	0.5544	0.5402
Cash, Investments and Financing		Tax Rate Adjusted Group Average	AFIR	0.6236	0.6297	0.6245	0.6269	0.6168
Cash, Investments and Financing		Tax Rate Adjusted State Average	AFIR	0.6424	0.6528	0.6574	0.6587	0.6451
Cash, Investments and Financing		Percent Collected	Audit	97.47%	97.28%	97.54%	96.85%	96.09%
Cash, Investments and Financing		Percent Collected Group Average for Counties Reporting Audit	Audit	98.06%	97.86%	97.75%	97.23%	96.30%
Cash, Investments and Financing		Percent Collected State Average for Counties Reporting Audit	Audit	98.92%	98.78%	98.59%	97.97%	97.30%
Cash, Investments and Financing		Percent Collected Excluding Motor Vehicles	Audit	97.25%	97.06%	97.36%	96.96%	96.85%
Cash, Investments and Financing		Percent Collected Excluding Motor Vehicles Group Average for Counties Reporting Audit	Audit	97.87%	97.68%	97.57%	97.42%	97.32%
Cash, Investments and Financing		Percent Collected Excluding Motor Vehicles State Average for Counties Reporting Audit	Audit	98.83%	98.68%	98.50%	98.23%	98.17%
Cash, Investments and Financing		Percent Collected Motor Vehicles Only	Audit	100.00%	100.00%	99.97%	95.70%	85.17%
Cash, Investments and Financing		Percent Collected Motor Vehicles Only Group Average for Counties Reporting Audit	Audit	99.86%	99.61%	99.59%	95.62%	84.80%
Cash, Investments and Financing		Percent Collected Motor Vehicles Only State Average for Counties Reporting Audit	Audit	99.90%	99.85%	99.73%	95.11%	86.20%
Cash, Investments and Financing		Tax Uncollected	Audit	1,087,300	1,148,137	977,518	1,270,079	1,526,900
Cash, Investments and Financing		Tax Uncollected Rate Equivalent	Audit	0.0145	0.0155	0.0134	0.0175	0.0212
Debt Information		Population Group	LGC Debt	50,000 to 99,999	50,000 to 99,999	50,000 to 99,999	50,000 to 99,999	50,000 to 99,999
Debt Information	Ratings	Fitch	LGC Debt					
Debt Information	Ratings	Moody's	LGC Debt	Aa3	Aa3	Aa3	Aa3	Aa3
Debt Information	Ratings	S & P	LGC Debt	AA	AA	AA	AA	A+
Debt Information	General Obligation Debt (GO)	Enterprise	LGC Debt	0	0	0		0
Debt Information	General Obligation Debt (GO)	General Government	LGC Debt	18,260,000	20,435,000	22,638,000	24,205,000	26,155,000
Debt Information	General Obligation Debt (GO)	Total	LGC Debt	\$18,260,000	\$20,435,000	\$22,638,000	\$24,205,000	\$26,155,000
Debt Information	General Obligation Debt (GO)	Total Per Capita	AFIR	296	337	378	406	441
Debt Information	General Obligation Debt (GO)	Total Per Capita for the Population Group	AFIR	253	241	251	337	294
Debt Information	General Obligation Debt (GO)	Total Per Capita State Average on the County and Municipality	AFIR	650	639	685	827	743
Debt Information	General Obligation Debt (GO)	Total per Assessed Valuation Adjusted for Current Year Sales	AFIR	0.2398%	0.2740%	0.3222%	0.3422%	0.3632%

				2017	2016	2015	2014	2013
Debt Information	General Obligation Debt (GO)	Total per Assessed Valuation Adjusted for Current Year Sales- Group Average	AFIR	0.2693%	0.2641%	0.2791%	0.3671%	0.3371%
Debt Information	General Obligation Debt (GO)	Total per Assessed Valuation Adjusted for Current Year Sales - State Average on the County and Municipality	AFIR	0.6048%	0.6162%	0.6801%	0.8222%	0.7523%
Debt Information	General Obligation Debt (GO)	Total Authorized but not Issued Including Enterprise Debt	LGC Debt		0	0		
Debt Information	Installment Sales Purchases and Lease Obligations	Enterprise	LGC Debt	0	0	0	500,000	1,500,000
Debt Information	Installment Sales Purchases and Lease Obligations	General Government	LGC Debt	21,511,667	22,078,333	19,650,000	23,081,667	23,651,867
Debt Information	Installment Sales Purchases and Lease Obligations	Total	LGC Debt	\$21,511,667	\$22,078,333	\$19,650,000	\$23,581,667	\$25,151,867
Debt Information	Installment Sales Purchases and Lease Obligations	Revenue Bond Debt	LGC Debt		7,600,000	7,600,000	7,600,000	11,200,000
Debt Information	Installment Sales Purchases and Lease Obligations	Total Debt Listed Above	LGC Debt	\$21,511,667	\$29,678,333	\$27,250,000	\$31,181,667	\$36,351,867
Water and Sewer Systems	Volume of water treated and/or purchased and put into the start of your distribution system.	Water (Millions of Gallons)	AFIR					
Water and Sewer Systems	Volume of wastewater treated internally or by another utility (entering all treatment plants).	Wastewater (Millions of Gallons)	AFIR					
Water and Sewer Systems	Volume of water billed to all customers (residential, non-residential & bulk).	Water (Millions of Gallons)	AFIR					
Water and Sewer Systems	Volume of wastewater billed to all customers (residential, non-residential & bulk).	Wastewater (Millions of Gallons)	AFIR					
Water and Sewer Systems	Volume of water billed only to residential customers (if your unit identifies residential customers).	Water / Sewer (Millions of Gallons)	AFIR					
Water and Sewer Systems	Volume of wastewater billed only to residential customers (if your unit identifies residential customers).	Wastewater (Millions of Gallons)	AFIR					
County School Report	Sources of County Funding for Public School Capital Outlays	Restricted Portions of Local option sales taxes - Article 40 (30% restricted)	AFIR	1,021,868	980,953	926,972	850,382	824,786
County School Report	Sources of County Funding for Public School Capital Outlays	Restricted portions of local option sales taxes - Article 42 (60% restricted)	AFIR	1,849,753	1,811,705	1,716,050	1,526,987	1,501,493
County School Report	Sources of County Funding for Public School Capital Outlays	Interest on restricted sales taxes	AFIR	0	0	0	0	0
County School Report	Total Restricted Local Option Sales Tax Sources		AFIR	\$2,871,621	\$2,792,658	\$2,643,022	\$2,377,369	\$2,326,279
County School Report	Sources of County Funding for Public School Capital Outlays	Withdrawal from the Public Schools Building Capital Fund	AFIR	41,348	0	82,602	37,530	98,384
County School Report	Other Sources:	NC Education Lottery	AFIR	241,356	163,183	681,339	1,040,878	359,648
County School Report	Sources of County Funding for Public School Capital Outlays	Proceeds from general obligation debt for public school less issuance costs	AFIR	0	0	0	0	0
County School Report	Sources of County Funding for Public School Capital Outlays	Proceeds from non-general obligation debt for public school less issuance costs	AFIR	0	0	0	1,700,000	0

				2017	2016	2015	2014	2013
County School Report	Sources of County Funding for Public School Capital Outlays	Interest on debt proceeds	AFIR	0	0	702	1,412	0
County School Report	Sources of County Funding for Public School Capital Outlays	Other sources: General Fund	AFIR	0	0	0	0	0
County School Report	Sources of County Funding for Public School Capital Outlays	Other sources: All other	AFIR	0	0	0	0	0
County School Report	Other Sources:	Grants from Public School Building Bond Fund	AFIR					
County School Report	Other Sources:	Unrestricted sources	AFIR					
County School Report	Sources of County Funding for School Capital Outlay	Total Other Sources	AFIR	\$282,704	\$163,183	\$764,643	\$2,779,820	\$458,032
County School Report	Sources of County Funding for Public School Capital Outlays	Total	AFIR	\$3,154,325	\$2,955,841	\$3,407,665	\$5,157,189	\$2,784,311
County School Report	Deduct: Uses of County Funding for Public School Capital Outlays	Public school debt service (principal and interest) - Article 40	AFIR	1,853,186	980,953	926,972	850,382	824,786
County School Report	Deduct: Uses of County Funding for Public School Capital Outlays	Public school capital outlay- Article 40	AFIR	675,000	0	0	0	0
County School Report	Deduct: Uses of County Funding for Public School Capital Outlays	Public school debt service (principal and interest) - Article 42	AFIR	0	1,036,862	1,216,459	1,183,956	1,150,052
County School Report	Deduct: Uses of County Funding for Public School Capital Outlays	Public school capital outlay - Article 42	AFIR	13,783	500,000	412,534	385,504	198,629
County School Report	Use Funded by Restricted Portions of Local Option Sales Taxes:	Total Uses Funded by Restricted Portions of Local Option Sales Taxes	AFIR	\$2,541,969	\$2,517,815	\$2,555,965	\$2,419,842	\$2,173,467
County School Report	Deduct: Uses of County Funding for Public School Capital Outlays	Public school debt service (principal and interest) - Public School Building Capital Fund	AFIR	0	0	0	0	0
County School Report	Deduct: Uses of County Funding for Public School Capital Outlays	Public school capital outlay- Public School Building Capital Fund	AFIR	41,348	0	0	23,288	150,168
County School Report	Deduct: Uses of County Funding for Public School Capital Outlays	Public school debt service after January 1, 2003 (principal and interest) - NC Education Lottery	AFIR	197,413	98,359	114,719	0	0
County School Report	Deduct: Uses of County Funding for Public School Capital Outlays	Public school outlay - NC Education Lottery	AFIR	43,943	52,119	0	1,040,878	80,200
County School Report	Deduct: Uses of County Funding for Public School Capital Outlays	Public school debt service (principal and interest) - other sources	AFIR	0	0	90,004	17,260	284,648
County School Report	Deduct: Uses of County Funding for Public School Capital Outlays	Public school capital projects funds - other sources	AFIR	0	0	1,717,520	439,010	0
County School Report	Deduct: Uses of County Funding for Public School Capital Outlays	General Fund and all other funds	AFIR	0	0	0	0	0
County School Report	Deduct: Uses of County Funding for Public School Capital Outlays	Fair Market Value of Assets Donated to Public Schools by the County	AFIR	0	0	0	0	0
County School Report	Deduct: Uses of County Funding for Public School Capital Outlays	Public School Building Bond Fund - public school capital outly	AFIR					
County School Report	Deduct: Uses of County Funding for Public School Capital Outlays	Total	AFIR	\$282,704	\$150,478	\$1,922,243	\$1,520,436	\$515,016
County School Report	Total Uses of Capital Funding for School Capital Outlays		AFIR	\$2,824,673	\$2,668,293	\$4,478,208	\$3,940,278	\$2,688,483
County School Report		Sources of county funding over (under) uses of county funding	AFIR	329,652	287,548	-1,070,543	1,216,911	95,828

				2017	2016	2015	2014	2013
County School Report	Add: Beginning Balance, July 1, Prior Year	Unexpended restricted - local option sales tax	AFIR	472,239	197,396	110,339	152,812	0
County School Report	Add: Beginning Balance, July 1, Prior Year	Unexpended - other sources	AFIR	0	-12,705	1,144,895	-114,489	-57,505
County School Report	Equals: Ending Balance, June 30, Current Year	Total Ending Balance	AFIR	801,891	472,239	184,691	1,255,234	38,323
County School Report	Total Ending Balance Comprised of:	Portion of total ending balance that is restricted - local option sales tax	AFIR	\$801,891	\$472,239	\$197,396	\$110,339	\$152,812
County School Report	Total Ending Balance Comprised of:	Portion of total ending balance that is from other sources	AFIR	\$0	\$0	(\$12,705)	\$1,144,895	(\$114,489)
County School Report	Additional Information	Average daily membership (ADM)- Allotted	AFIR	7,186	7,376	7,536	7,564	7,665
County School Report	Additional Information	Adjusted unit tax rate	AFIR	55.8287%	56.1118%	56.1598%	55.4399%	54.0217%
County School Report	Additional Information	Average adjusted unit tax rate for population group	AFIR	62.3562%	62.9736%	62.4535%	62.6922%	61.6846%
County School Report	Additional Information	Assessed valuation per ADM	AFIR	1,044,642	1,002,101	967,153	957,564	937,479
County School Report	Additional Information	Department of Public Instruction Lottery Allocation	AFIR	486,712	497,678	509,776	511,598	522,857
County School Report	Additional Information	School bonds authorized and Unissued as of 3/31 of the following year	AFIR	0	0	0	0	0

Annual Financial Information Report Detail

Label	Sub Label	Description	Source	Line1	Line2	Census	2017	2016	2015	2014	2013
Tax Revenues		County wide tax levy includes current, prior, penalties and interest	AFIR	20250	10250	rev10250	43,218,915	42,206,210	40,133,654	40,833,853	39,255,257
Tax Revenues		Special tax Districts Levy	AFIR	20260	10260	rev10260	4,474,160	4,294,873	4,095,719	4,136,185	4,016,787
Tax Revenues		"School - Tax levy includes current, prior, penalties and interest (if reported on your ""Statement of Revenues, Expenditures and Changes in Fund Balance"")"	AFIR	20270	10270	rev10270	0	0	0	0	0
Tax Revenues		Occupancy Tax	AFIR	20280	10280	rev10280	1,450,906	1,237,654	1,083,221	1,003,097	983,444
Tax Revenues		Prepared Food	AFIR	20290	10290	rev10290	0	0	0	0	0
Tax Revenues		Amusements licensing and permit taxes	AFIR	20300	10300	rev10300	0	0	0	0	0
Tax Revenues		Gross Short Term Lease and Rental Tax	AFIR	20310	10310	rev10310	31,296	0	30,119	24,847	22,240
Tax Revenues		Sales Tax includes all articles except the hold harmless provisions recorded in intergovernmental above line 1014.	AFIR	20330	10330	rev10330	13,870,765	13,463,292	12,746,564	11,407,419	11,193,517
Tax Revenues		Transportation taxes - license or vehicle tax	AFIR	20340	10340	rev10340	0	0	0	0	0
Tax Revenues		Deed Stamp Excise Tax	AFIR	20350	10350	rev10350	780,283	613,304	599,968	434,495	447,208
Tax Revenues		Real Property Transfer Tax	AFIR	20360	10360	rev10360	0	0	0	0	454,038
Tax Revenues		All other Tax Revenues	AFIR	20380	10380	rev10380	919,523	492,132	470,335	469,715	476,669
Federal Intergov. Revenues		All Other Streets and Highways - exclude Powell bill	AFIR	20020	10020	fed10020	0	0	0	0	0
Federal Intergov. Revenues		Airports	AFIR	20030	10030	fed10030	0	0	0	0	0
Federal Intergov. Revenues		All Other Mass Transit: bus, rail systems, etc.	AFIR	20040	10040	fed10040	0	0	0	0	0
Federal Intergov. Revenues		Education-Public School Building Capital Fund/Bond Fund/Lottery	AFIR	20050	10050	fed10050	0	0	0	0	0
Federal Intergov. Revenues		Health (excluding Medicaid)	AFIR	20060	10060	fed10060	265,807	282,555	306,757	341,260	346,764
Federal Intergov. Revenues		Mental Health (excluding Medicaid)	AFIR	20070	10070	fed10070	0	0	0	0	0
Federal Intergov. Revenues		Hospitals (excluding Medicaid)	AFIR	20080	10080	fed10080	0	0	0	0	0
Federal Intergov. Revenues		Human Services-all other including Social Services (excluding Medicaid)	AFIR	20090	10090	fed10090	435,029	407,702	428,831	455,789	446,021
Federal Intergov. Revenues		Natural resources-Environmental Protection	AFIR	20100	10100	fed10100	0	0	0	0	0
Federal Intergov. Revenues		Public Safety-Clerk of Superior Court facility fees, arrest fees & other court cost	AFIR	20110	10110	fed10110	0	0	0	0	0
Federal Intergov. Revenues		All other Public Safety fees- Excluding Unauthorized substance tax and clerk of court facility fees	AFIR	20130	10130	fed10130	112,875	164,294	159,456	221,848	308,567

Label	Sub Label	Description	Source	Line1	Line2	Census	2017	2016	2015	2014	2013
Federal Intergov. Revenues		Economical and Physical development - Housing and Community Development, JTPA, Etc.	AFIR	20170	10170	fed10170	0	250,171	386,890	303,058	68,935
Federal Intergov. Revenues		Water Supply System	AFIR	20180	10180	fed10180	0	0	0	0	0
Federal Intergov. Revenues		Sewerage	AFIR	20190	10190	fed10190	0	0	0	0	0
Federal Intergov. Revenues		Electric Power System - Other than the Franchise Tax on Electric Power received from the State Quarterly	AFIR	20200	10200	fed10200	0	0	0	0	0
Federal Intergov. Revenues		Gas Supply System - Other than Excise Tax on Piped natural Gas received Quarterly from the State	AFIR	20210	10210	fed10210	0	0	0	0	0
Federal Intergov. Revenues		Other Restricted support	AFIR	20220	10220	fed10220	15,066	0	11,517	11,517	36,511
Federal Intergov. Revenues		Other Unrestricted support: Fed includes PILOT, All Quarterly Utility Franchise taxes(Excise Tax on Piped natural Gas to Cities, Franchise Tax o Electric Power to Cities, Sales Tax on Telecommunications Services to Cities, Sales Tax on Video Programming to Cities and Counties), Hold Harmless distributions, charge distribution, other unrestricted intergovernmental revenues.	AFIR	20230	10230	fed10230	0	367,475	308,781	339,051	306,972
Federal Intergov. Revenues		Cultural and Recreation	AFIR	20240	10240	fed10240	12,480	0	48,780	201,503	140,978
State Intergovernmental Revenues		Streets and Highways - Powell bill	AFIR	20010	10010	sta10010	0	0	0	0	0
State Intergovernmental Revenues		All Other Streets and Highways - exclude Powell bill	AFIR	20020	10020	sta10020	0	0	0	0	0
State Intergovernmental Revenues		Airports	AFIR	20030	10030	sta10030	0	0	0	0	0
State Intergovernmental Revenues		All Other Mass Transit: bus, rail systems, etc.	AFIR	20040	10040	sta10040	140,815	124,768	133,783	155,388	123,350
State Intergovernmental Revenues		Education-Public School Building Capital Fund/Bond Fund/Lottery	AFIR	20050	10050	sta10050	282,704	163,182	1,038,757	1,078,407	458,032
State Intergovernmental Revenues		Health (excluding Medicaid)	AFIR	20060	10060	sta10060	1,847,454	1,195,954	1,251,815	1,503,501	1,502,126
State Intergovernmental Revenues		Mental Health (excluding Medicaid)	AFIR	20070	10070	sta10070	0	0	0	0	0
State Intergovernmental Revenues		Hospitals (excluding Medicaid)	AFIR	20080	10080	sta10080	0	0	0	0	0
State Intergovernmental Revenues		Human Services-all other including Social Services (excluding Medicaid)	AFIR	20090	10090	sta10090	11,099,693	9,998,615	10,507,060	9,860,508	9,522,447
State Intergovernmental Revenues		Natural resources-Environmental Protection	AFIR	20100	10100	sta10100	122,556	65,871	112,687	80,410	13,137
State Intergovernmental Revenues		Public Safety-Clerk of Superior Court facility fees, arrest fees & other court cost	AFIR	20110	10110	sta10110	107,027	115,476	105,974	105,800	97,757
State Intergovernmental Revenues		Unauthorized Substance Tax	AFIR	20120	10120	sta10120	10,627	5,848	5,856	3,553	3,905

Label	Sub Label	Description	Source	Line1	Line2	Census	2017	2016	2015	2014	2013
State Intergovernmental Revenues		All other Public Safety fees- Excluding Unauthorized substance tax and clerk of court facility fees	AFIR	20130	10130	sta10130	413,372	397,407	379,999	389,017	570,627
State Intergovernmental Revenues		911 Emergency Telephone Services Fund (ETST) Revenue (do not include interest)	AFIR		10150	sta10150	938,727	298,205	0	483,057	535,835
State Intergovernmental Revenues		Economical and Physical development - Housing and Community Development, JTPA, Etc.	AFIR	20170	10170	sta10170	0	0	0	46,901	266,750
State Intergovernmental Revenues		Water Supply System	AFIR	20180	10180	sta10180	0	0	0	0	0
State Intergovernmental Revenues		Sewerage	AFIR	20190	10190	sta10190	0	0	0	0	0
State Intergovernmental Revenues		Electric Power System - Other than the Franchise Tax on Electric Power received from the State Quarterly	AFIR	20200	10200	sta10200	0	0	0	0	0
State Intergovernmental Revenues		Gas Supply System - Other than Excise Tax on Piped natural Gas received Quarterly from the State	AFIR	20210	10210	sta10210	0	0	0	0	0
State Intergovernmental Revenues		Other Restricted support	AFIR	20220	10220	sta10220	0	1,883,003	214,817	0	45,900
State Intergovernmental Revenues		Other Unrestricted support: Fed includes PILOT, All Quarterly Utility Franchise taxes(Excise Tax on Piped natural Gas to Cities, Franchise Tax o Electric Power to Cities, Sales Tax on Telecommunications Services to Cities, Sales Tax on Video Programming to Cities and Counties), Hold Harmless distributions, charge distribution, other unrestricted intergovernmental revenues.	AFIR	20230	10230	sta10230	457,670	0	0	0	0
State Intergovernmental Revenues		Cultural and Recreation	AFIR	20240	10240	sta10240	105,804	106,068	100,904	101,173	101,372
Intergovernmental Revenues		Medicaid payments received for any function: Health, Mental Health, Social Services, Hospitals, etc.	AFIR	20440	10440	rev10440	0	0	0	0	0
Intergovernmental Revenues		Medicaid payments received for ambulance and rescue squads	AFIR	20840	10840	rev10840	0	0	0	0	0
Local Intergov. Revenues		Streets and Highways - Powell bill	AFIR	20010	10010	loc10010	0	0	0	0	0
Local Intergov. Revenues		All Other Streets and Highways - exclude Powell bill	AFIR	20020	10020	loc10020	0	0	0	0	0
Local Intergov. Revenues		Airports	AFIR	20030	10030	loc10030	0	0	0	0	0
Local Intergov. Revenues		All Other Mass Transit: bus, rail systems, etc.	AFIR	20040	10040	loc10040	0	0	0	0	0
Local Intergov. Revenues		Education-Public School Building Capital Fund/Bond Fund/Lottery	AFIR	20050	10050	loc10050	0	0	0	0	0
Local Intergov. Revenues		Health (excluding Medicaid)	AFIR	20060	10060	loc10060	103,622	100,600	100,600	0	100,502
Local Intergov. Revenues		Mental Health (excluding Medicaid)	AFIR	20070	10070	loc10070	20,464	0	0	17,300	16,627
Local Intergov. Revenues		Hospitals (excluding Medicaid)	AFIR	20080	10080	loc10080	0	0	0	0	0

Label	Sub Label	Description	Source	Line1	Line2	Census	2017	2016	2015	2014	2013
Local Intergov. Revenues		Human Services-all other including Social Services (excluding Medicaid)	AFIR	20090	10090	loc10090	0	28,984	15,700	15,403	19,284
Local Intergov. Revenues		Natural resources-Environmental Protection	AFIR	20100	10100	loc10100	0	0	0	0	0
Local Intergov. Revenues		Public Safety-Clerk of Superior Court facility fees, arrest fees & other court cost	AFIR	20110	10110	loc10110	0	0	0	0	0
Local Intergov. Revenues		Unauthorized Substance Tax	AFIR	20120	10120	loc10120	0	0	0	0	0
Local Intergov. Revenues		All other Public Safety fees- Excluding Unauthorized substance tax and clerk of court facility fees	AFIR	20130	10130	loc10130	270,788	272,968	267,923	231,991	222,752
Local Intergov. Revenues		911 Emergency Telephone Services Fund (ETST) Revenue (do not include interest)	AFIR		10150	loc10150	0	0	0	0	0
Local Intergov. Revenues		Economical and Physical development - Housing and Community Development, JTPA, Etc.	AFIR	20170	10170	loc10170	227,063	25,500	85,133	106,649	106,337
Local Intergov. Revenues		Water Supply System	AFIR	20180	10180	loc10180	0	0	0	0	0
Local Intergov. Revenues		Sewerage	AFIR	20190	10190	loc10190	0	0	0	0	0
Local Intergov. Revenues		Electric Power System - Other than the Franchise Tax on Electric Power received from the State Quarterly	AFIR	20200	10200	loc10200	0	0	0	0	0
Local Intergov. Revenues		Gas Supply System - Other than Excise Tax on Piped natural Gas received Quarterly from the State	AFIR	20210	10210	loc10210	0	0	0	0	0
Local Intergov. Revenues		Other Restricted support	AFIR	20220	10220	loc10220	107,367	227,184	228,323	242,247	249,917
Local Intergov. Revenues		Other Unrestricted support: Fed includes PILOT, All Quarterly Utility Franchise taxes(Excise Tax on Piped natural Gas to Cities, Franchise Tax o Electric Power to Cities, Sales Tax on Telecommunications Services to Cities, Sales Tax on Video Programming to Cities and Counties), Hold Harmless distributions, charge distribution, other unrestricted intergovernmental revenues.	AFIR	20230	10230	loc10230	0	10,400	12,200	12,946	0
Local Intergov. Revenues		Cultural and Recreation	AFIR	20240	10240	loc10240	1,819	0	0	0	0
Sales & Service		Airport	AFIR	20450	10450	rev10450	0	0	0	0	0
Sales & Service		Hospital (exclude Medicaid and intergovernmental)	AFIR	20460	10460	rev10460	0	0	0	0	0
Sales & Service		Housing project	AFIR	20470	10470	rev10470	0	0	0	0	0
Sales & Service		Highways and roads (tunnels, bridges and ferries)	AFIR	20480	10480	rev10480	0	0	0	0	0
Sales & Service		Environmental	AFIR	20490	10490	rev10490	0	0	0	0	0
Sales & Service		Parking Revenues	AFIR	20500	10500	rev10500	0	0	0	0	0
Sales & Service		Library Fees	AFIR	20510	10510	rev10510	14,910	16,900	17,272	15,713	15,719

Label	Sub Label	Description	Source	Line1	Line2	Census	2017	2016	2015	2014	2013
Sales & Service		Park and Rec - including parks, golf, tennis, football, basketball, rec courses, etc.	AFIR	20520	10520	rev10520	24,747	17,088	19,942	22,666	25,572
Sales & Service		Cultural - all except libraries and parks and rec listed elsewhere	AFIR	20530	10530	rev10530	0	0	0	0	0
Sales & Service		Solid Waste - Collection and Landfill Fees	AFIR	20540	10540	rev10540	6,121,537	5,925,315	3,774,807	4,869,357	5,058,521
Sales & Service		Mass Transit - Unit Operated	AFIR	20550	10550	rev10550	0	0	0	0	0
Sales & Service		Ambulance and Rescue Squad charges (exclude Medicaid and intergovernmental listed above)	AFIR	20560	10560	rev10560	3,403,230	2,075,683	2,534,077	2,462,008	2,223,847
Sales & Service		Health fees (exclude Medicaid and intergovernmental listed above)	AFIR	20570	10570	rev10570	519,749	192,795	245,754	295,187	421,680
Sales & Service		Social Services fees (exclude Medicaid and intergovernmental listed above)	AFIR	20580	10580	rev10580	87,848	85,424	45,131	52,095	67,556
Sales & Service		Mental Health fees (exclude Medicaid and intergovernmental listed above)	AFIR	20590	10590	rev10590	0	0	0	0	0
Sales & Service		Public Safety	AFIR	20600	10600	rev10600	0	0	0	0	0
Sales & Service		Inspection fees	AFIR	20610	10610	rev10610	0	168,127	150,463	130,183	0
Sales & Service		Rents	AFIR	20620	10620	rev10620	216,919	228,576	219,905	218,870	192,116
Sales & Service		Royalties	AFIR	20630	10630	rev10630	0	0	0	0	0
Sales & Service		Other sales and service fees - Cemeteries, cable television, telephone utilities, Register of Deeds fees	AFIR	20640	10640	rev10640	734,113	1,177,910	943,287	872,569	497,495
Utility Revenues		Water Supply System	AFIR	20390	10390	rev10390	0	0	0	0	0
Utility Revenues		Sewer Charges	AFIR	20400	10400	rev10400	0	0	0	0	0
Utility Revenues		Electric	AFIR	20410	10410	rev10410	0	0	0	0	0
Utility Revenues		Gas	AFIR	20420	10420	rev10420	0	0	0	0	0
Utility Revenues		Storm Water Fees	AFIR	20430	10430	rev10430	0	0	0	0	0
All Other		Special Assessments	AFIR	20650	10650	rev10650	0	0	0	0	0
All Other		Interest earnings-Bond Proceeds	AFIR	20660	10660	rev10660	13,865	0	0	0	0
All Other		Interest Earnings on 911 Funds	AFIR	20670	10670	rev10670	171	203	412	801	654
All Other		All other interest earnings	AFIR	20680	10680	rev10680	257,723	91,148	27,765	26,640	31,920
All Other		1 cent and 5 cent bottle tax	AFIR	20690	10690	rev10690	0	19,685	18,773	0	0
All Other		ABC Mix drink Surcharge	AFIR	20700	10700	rev10700	0	0	0	0	0
All Other		ABC Profit Distribution	AFIR	20710	10710	rev10710	0	26,840	25,638	0	0
All Other		Building permits	AFIR	20730	10730	rev10730	354,768	268,623	272,127	244,387	249,317

Label	Sub Label	Description	Source	Line1	Line2	Census	2017	2016	2015	2014	2013
All Other		Privilege Licenses- Occupational and Business	AFIR	20720	10720	rev10720	0	0	0	0	0
All Other		other licenses	AFIR	20750	10750	rev10750	0	0	33,420	28,620	0
All Other		other permits	AFIR	20740	10740	rev10740	67,180	94,242	79,711	88,757	69,193
All Other		Private Contributions and Donations	AFIR	20760	10760	rev10760	380,453	216,077	134,804	117,805	109,562
All Other		All other revenues not tax, intergovernmental, Utilities or sales and service included above	AFIR	20770	10770	rev10770	45,566	108,864	144,337	467,817	91,272
Transfers In		Transfers-in from Other Funds	AFIR	20780	10780	rev10780	1,935,362	6,852,780	11,974,409	438,234	567,960
Misc. Revenues		Proceeds of bonds, leases, install purchases, refunding bonds, etc.	AFIR		10790	rev10790	3,350,000	0	0	16,935,000	7,150,000
Misc. Revenues		Sale of property or other capital assets	AFIR	20800	10800	rev10800	15,544	217,743	3,522	18,895	189,976
Misc. Revenues		Other financing Sources	AFIR	20810	10810	rev10810	0	0	0	0	0
Misc. Revenues		Extraordinary Items (that add to net assets)	AFIR	20820		rev20820	0	0	0	0	0
Misc. Revenues		Contributed Capital from non-governmental entities that is not listed else where	AFIR	20830		rev20830	0	0	0	0	0
Misc. Revenues		Capital Contributions from other funds of the governments	AFIR	20850		rev20850	0	0	0	0	0
General Government	Payments to Other Governments	Financial Administration-Finance, Budget, Tax, internal audit, treasury, purchasing, etc.-Pymts to Other Governments	AFIR		15000	aexp15000	0	0	0	0	0
General Government	Payments to the State of NC	Financial Administration-Finance, Budget, Tax, internal audit, treasury, purchasing, etc.-Pymts to NC	AFIR		15000	bexp15000	0	0	0	0	0
General Government	Operating and Other Expenses	Financial Administration-Finance, Budget, Tax, internal audit, treasury, purchasing, etc.-Operating	AFIR		15000	cexp15000	2,158,481	2,698,670	2,594,268	2,586,152	2,445,999
General Government	Capital Outlay - Construction	Financial Administration-Finance, Budget, Tax, internal audit, treasury, purchasing, etc.-Capital Outlay Construction	AFIR		15000	dexp15000	0	0	0	0	0
General Government	Capital Outlay - Purchased	Financial Administration-Finance, Budget, Tax, internal audit, treasury, purchasing, etc.-Capital Outlay Purchase	AFIR		15000	eexp15000	8,759	60,000	0	4,595	32,470
General Government	Depreciation (Proprietary Fund)	Financial Administration-Finance, Budget, Tax, internal audit, treasury, purchasing, etc.-Depreciation	AFIR		15000	fexp15000					
General Government	Payments to Other Governments	Governing Body and Manager/Mayor/Clerk-Pymts to Other Governments	AFIR		15010	aexp15010	0	0	0	0	0
General Government	Payments to the State of NC	Governing Body and Manager/Mayor/Clerk-Pymts to NC	AFIR		15010	bexp15010	0	0	0	0	0
General Government	Operating and Other Expenses	Governing Body and Manager/Mayor/Clerk-Operating	AFIR		15010	cexp15010	1,034,158	955,896	878,169	967,230	940,961

Label	Sub Label	Description	Source	Line1	Line2	Census	2017	2016	2015	2014	2013
General Government	Capital Outlay - Construction	Governing Body and Manager/Mayor/Clerk-Capital Outlay Construction	AFIR		15010	dexp15010	0	0	0	0	0
General Government	Capital Outlay - Purchased	Governing Body and Manager/Mayor/Clerk-Capital Outlay Purchase	AFIR		15010	eexp15010	1,984	1,350	0	2,800	7,800
General Government	Depreciation (Proprietary Fund)	Governing Body and Manager/Mayor/Clerk-Depreciation	AFIR		15010	fexp15010					
General Government	Payments to Other Governments	Elections-Pymts to Other Governments	AFIR		15020	aexp15020	0	0	0	0	0
General Government	Payments to the State of NC	Elections-Pymts to NC	AFIR		15020	bexp15020	0	0	0	0	0
General Government	Operating and Other Expenses	Elections-Operating	AFIR		15020	cexp15020	453,370	432,959	386,256	366,626	562,613
General Government	Capital Outlay - Construction	Elections-Capital Outlay Construction	AFIR		15020	dexp15020	0	0	0	0	0
General Government	Capital Outlay - Purchased	Elections-Capital Outlay Purchase	AFIR		15020	eexp15020	0	0	6,533	0	0
General Government	Depreciation (Proprietary Fund)	Elections-Depreciation	AFIR		15020	fexp15020					
General Government	Payments to Other Governments	General Public Buildings - construction, maintenance, and operation of governmental office buildings not relating to particular purpose - Report single purpose buildings at the purpose specified.- Pymts to Other Governments	AFIR		15030	aexp15030	0	0	0	0	0
General Government	Payments to the State of NC	General Public Buildings - construction, maintenance, and operation of governmental office buildings not relating to particular purpose - Report single purpose buildings at the purpose specified.- Pymts to NC	AFIR		15030	bexp15030	0	0	0	0	0
General Government	Operating and Other Expenses	General Public Buildings - construction, maintenance, and operation of governmental office buildings not relating to particular purpose - Report single purpose buildings at the purpose specified.- Operating	AFIR		15030	cexp15030	2,028,990	2,212,726	2,012,588	1,990,647	1,903,689
General Government	Capital Outlay - Construction	General Public Buildings - construction, maintenance, and operation of governmental office buildings not relating to particular purpose - Report single purpose buildings at the purpose specified.- Capital Outlay Construction	AFIR		15030	dexp15030	0	236,014	336,308	61,226	135,332
General Government	Capital Outlay - Purchased	General Public Buildings - construction, maintenance, and operation of governmental office buildings not relating to particular purpose - Report single purpose buildings at the purpose specified.- Capital Outlay Purchase	AFIR		15030	eexp15030	275,023	201,738	46,626	85,684	60,460

Label	Sub Label	Description	Source	Line1	Line2	Census	2017	2016	2015	2014	2013
General Government	Depreciation (Proprietary Fund)	General Public Buildings - construction, maintenance, and operation of governmental office buildings not relating to particular purpose - Report single purpose buildings at the purpose specified.- Depreciation	AFIR		15030	fexp15030					
General Government	Payments to Other Governments	Central Administration - other central administration not elsewhere recorded- Pymts to Other Governments	AFIR		15040	aexp15040	0	0	0	0	0
General Government	Payments to the State of NC	Central Administration - other central administration not elsewhere recorded- Pymts to NC	AFIR		15040	bexp15040	0	0	0	0	0
General Government	Operating and Other Expenses	Central Administration - other central administration not elsewhere recorded- Operating	AFIR		15040	cexp15040	1,245,243	1,026,250	817,297	853,218	668,388
General Government	Capital Outlay - Construction	Central Administration - other central administration not elsewhere recorded- Capital Outlay Construction	AFIR		15040	dexp15040	0	0	0	0	0
General Government	Capital Outlay - Purchased	Central Administration - other central administration not elsewhere recorded- Capital Outlay Purchase	AFIR		15040	eexp15040	236,752	23,765	11,071	16,716	18,219
General Government	Depreciation (Proprietary Fund)	Central Administration - other central administration not elsewhere recorded- Depreciation	AFIR		15040	fexp15040					
General Government	Payments to Other Governments	All Other General Government-Pymts to Other Governments	AFIR	25050	15050	aexp15050	0	0	0	0	0
General Government	Payments to the State of NC	All Other General Government-Pymts to NC	AFIR	25050	15050	bexp15050	0	0	0	0	0
General Government	Operating and Other Expenses	All Other General Government- Operating	AFIR	25050	15050	cexp15050	2,069,165	1,120,743	1,051,610	983,477	995,997
General Government	Capital Outlay - Construction	All Other General Government-Capital Outlay Construction	AFIR	25050	15050	dexp15050	0	0	0	0	0
General Government	Capital Outlay - Purchased	All Other General Government-Capital Outlay Purchase	AFIR	25050	15050	eexp15050	15,187	8,900	0	1,550	0
General Government	Depreciation (Proprietary Fund)	All Other General Government- Depreciation	AFIR	25050	15050	fexp15050	0	0	0	0	0
General Government	Payments to Other Governments	Legal Services - Pmts to Other Governments	AFIR	25120	15120	aexp15120	0	0	0	0	0
General Government	Payments to the State of NC	Legal Services-Pmts to NC	AFIR	25120	15120	bexp15120	0	0	0	0	0
General Government	Operating and Other Expenses	Legal Services-Operating	AFIR	25120	15120	cexp15120	302,806	158,092	151,158	110,293	0
General Government	Capital Outlay - Construction	Legal Services-Capital Outlay Construction	AFIR	25120	15120	dexp15120	0	0	0	0	0
General Government	Capital Outlay - Purchased	Legal Services-Capital Outlay Purchase	AFIR	25120	15120	eexp15120	0	0	0	0	0
General Government	Depreciation (Proprietary Fund)	Legal Services-Depreciation	AFIR	25120	15120	fexp15120					
General Government	Payments to Other Governments	Non-cash expenses for Compensated benefits such as leave, retiree health care, etc. - Pmts to Other Governments	AFIR	25640		aexp25640	0	0	0	0	0

Label	Sub Label	Description	Source	Line1	Line2	Census	2017	2016	2015	2014	2013
General Government	Payments to the State of NC	Non-cash expenses for Compensated benefits such as leave, retiree health care, etc. - Pmts to NC	AFIR	25640		bexp25640	0	0	0	0	0
General Government	Operating and Other Expenses	Non-cash expenses for Compensated benefits such as leave, retiree health care, etc. - Operating	AFIR	25640		cexp25640	0	0	0	0	0
General Government	Capital Outlay - Construction	Non-cash expenses for Compensated benefits such as leave, retiree health care, etc. - Capital Outlay Construction	AFIR	25640		dexp25640	0	0	0	0	0
General Government	Capital Outlay - Purchased	Non-cash expenses for Compensated benefits such as leave, retiree health care, etc. - Capital Outlay Purchase	AFIR	25640		eexp25640	0	0	0	0	0
General Government	Depreciation (Proprietary Fund)	Non-cash expenses for Compensated benefits such as leave, retiree health care, etc. - Depreciation	AFIR	25640		fexp25640	0	0	0	0	0
Public Safety	Payments to Other Governments	Sheriff / Police and emergency management and communications-Pymts to other Governments	AFIR	25060	15060	aexp15060	0	0	0	0	0
Public Safety	Payments to the State of NC	Sheriff / Police and emergency management and communications-Pymts to NC	AFIR	25060	15060	bexp15060	0	0	0	0	0
Public Safety	Operating and Other Expenses	Sheriff / Police and emergency management and communications-Operating	AFIR	25060	15060	cexp15060	6,163,155	5,727,881	5,560,159	5,320,266	5,320,233
Public Safety	Capital Outlay - Construction	Sheriff / Police and emergency management and communications-Capital Outlay Construction	AFIR	25060	15060	dexp15060	0	0	0	0	0
Public Safety	Capital Outlay - Purchased	Sheriff / Police and emergency management and communications-Capital Outlay Purchase	AFIR	25060	15060	eexp15060	334,640	286,960	144,742	258,518	154,065
Public Safety	Depreciation (Proprietary Fund)	Sheriff / Police and emergency management and communications-Depreciation	AFIR	25060	15060	fexp15060	0	0	0	0	0
Public Safety	Payments to Other Governments	Emergency Telephone Services Fund (ETSF) (911 fund)-Pymts to other Governments	AFIR	25070	15070	aexp15070	0	0	0	0	0
Public Safety	Payments to the State of NC	Emergency Telephone Services Fund (ETSF) (911 fund)-Pymts to NC	AFIR	25070	15070	bexp15070	0	0	0	0	0
Public Safety	Operating and Other Expenses	Emergency Telephone Services Fund (ETSF) (911 fund)-Operating	AFIR		15070	cexp15070	472,675	322,024	267,121	198,312	385,021
Public Safety	Capital Outlay - Construction	Emergency Telephone Services Fund (ETSF) (911 fund)-Capital Outlay Construction	AFIR	25070	15070	dexp15070	1,106,172	1,004,698	124,913	0	0
Public Safety	Capital Outlay - Purchased	Emergency Telephone Services Fund (ETSF) (911 fund)-Capital Outlay Purchase	AFIR	25070	15070	eexp15070	0	878,305	89,904	0	0
Public Safety	Depreciation (Proprietary Fund)	Emergency Telephone Services Fund (ETSF) (911 fund)-Depreciation	AFIR	25070	15070	fexp15070	0	0	0	0	0
Public Safety	Payments to Other Governments	Fire Protection-Pymts to other Governments	AFIR	25080	15080	aexp15080	0	0	0	0	0
Public Safety	Payments to the State of NC	Fire Protection-Pymts to NC	AFIR	25080	15080	bexp15080	0	0	0	0	0

Label	Sub Label	Description	Source	Line1	Line2	Census	2017	2016	2015	2014	2013
Public Safety	Operating and Other Expenses	Fire Protection-Operating	AFIR	25080	15080	cexp15080	4,090,276	0	0	0	0
Public Safety	Capital Outlay - Construction	Fire Protection-Capital Outlay Construction	AFIR	25080	15080	dexp15080	0	0	0	0	0
Public Safety	Capital Outlay - Purchased	Fire Protection-Capital Outlay Purchase	AFIR	25080	15080	eexp15080	0	0	0	0	0
Public Safety	Depreciation (Proprietary Fund)	Fire Protection-Depreciation	AFIR	25080	15080	fexp15080	0	0	0	0	0
Public Safety	Payments to Other Governments	Inspections-Pymts to other Governments	AFIR	25090	15090	aexp15090	0	0	0	0	0
Public Safety	Payments to the State of NC	Inspections-Pymts to NC	AFIR	25090	15090	bexp15090	0	0	0	0	0
Public Safety	Operating and Other Expenses	Inspections-Operating	AFIR	25090	15090	cexp15090	395,274	403,562	412,460	409,760	404,307
Public Safety	Capital Outlay - Construction	Inspections-Capital Outlay Construction	AFIR	25090	15090	dexp15090	0	0	0	0	0
Public Safety	Capital Outlay - Purchased	Inspections-Capital Outlay Purchase	AFIR	25090	15090	eexp15090	1,813	0	0	23,025	8,578
Public Safety	Depreciation (Proprietary Fund)	Inspections-Depreciation	AFIR	25090	15090	fexp15090	0	0	0	0	0
Public Safety	Payments to Other Governments	Rescue units-Pymts to other Governments	AFIR	25100	15100	aexp15100	0	0	0	0	0
Public Safety	Payments to the State of NC	Rescue units-Pymts to NC	AFIR	25100	15100	bexp15100	0	0	0	0	0
Public Safety	Operating and Other Expenses	Rescue units-Operating	AFIR	25100	15100	cexp15100	4,585,742	4,365,330	4,110,904	4,030,573	3,963,193
Public Safety	Capital Outlay - Construction	Rescue units-Capital Outlay Construction	AFIR	25100	15100	dexp15100	3,436,132	362,749	4,800	0	0
Public Safety	Capital Outlay - Purchased	Rescue units-Capital Outlay Purchase	AFIR	25100	15100	eexp15100	202,708	493,414	300,888	346,131	274,042
Public Safety	Depreciation (Proprietary Fund)	Rescue units-Depreciation	AFIR	25100	15100	fexp15100	0	0	0	0	0
Public Safety	Payments to Other Governments	Court Facilities-Pymts to other Governments	AFIR	25110	15110	aexp15110	0	0	0	0	0
Public Safety	Payments to the State of NC	Court Facilities-Pymts to NC	AFIR	25110	15110	bexp15110	0	0	0	0	0
Public Safety	Operating and Other Expenses	Court Facilities-Operating	AFIR	25110	15110	cexp15110	98,446	95,437	92,522	94,690	104,692
Public Safety	Capital Outlay - Construction	Court Facilities-Capital Outlay Construction	AFIR	25110	15110	dexp15110	0	0	0	0	0
Public Safety	Capital Outlay - Purchased	Court Facilities-Capital Outlay Purchase	AFIR	25110	15110	eexp15110	0	0	0	0	0
Public Safety	Depreciation (Proprietary Fund)	Court Facilities-Depreciation	AFIR	25110	15110	fexp15110	0	0	0	0	0
Public Safety	Payments to Other Governments	Jail / Correctional Institutions-Pymts to other Governments	AFIR	25130	15130	aexp15130	0	0	0	0	0
Public Safety	Payments to the State of NC	Jail / Correctional Institutions-Pymts to NC	AFIR	25130	15130	bexp15130	0	0	0	0	0
Public Safety	Operating and Other Expenses	Jail / Correctional Institutions-Operating	AFIR	25130	15130	cexp15130	2,877,995	2,657,456	2,473,156	2,340,467	2,309,626

Label	Sub Label	Description	Source	Line1	Line2	Census	2017	2016	2015	2014	2013
Public Safety	Capital Outlay - Construction	Jail / Correctional Institutions-Capital Outlay Construction	AFIR	25130	15130	dexp15130	0	0	0	91,314	0
Public Safety	Capital Outlay - Purchased	Jail / Correctional Institutions-Capital Outlay Purchase	AFIR	25130	15130	eexp15130	27,314	0	40,248	7,811	27,920
Public Safety	Depreciation (Proprietary Fund)	Jail / Correctional Institutions-Depreciation	AFIR	25130	15130	fexp15130	0	0	0	0	0
Public Safety	Payments to Other Governments	Other Jail / Correctional Activities-Pymts to other Governments	AFIR	25140	15140	aexp15140	0	0	0	0	0
Public Safety	Payments to the State of NC	Other Jail / Correctional Activities-Pymts to NC	AFIR	25140	15140	bexp15140	0	0	0	0	0
Public Safety	Operating and Other Expenses	Other Jail / Correctional Activities-Operating	AFIR	25140	15140	cexp15140	0	0	0	0	0
Public Safety	Capital Outlay - Construction	Other Jail / Correctional Activities-Capital Outlay Construction	AFIR	25140	15140	dexp15140	0	0	0	0	0
Public Safety	Capital Outlay - Purchased	Other Jail / Correctional Activities-Capital Outlay Purchase	AFIR	25140	15140	eexp15140	0	0	0	0	0
Public Safety	Depreciation (Proprietary Fund)	Other Jail / Correctional Activities-Depreciation	AFIR	25140	15140	fexp15140	0	0	0	0	0
Public Safety	Payments to Other Governments	All other Judicial and Public Safety including animal control-Pymts to other Governments	AFIR	25150	15150	aexp15150	0	263,264	331,711	346,994	74,315
Public Safety	Payments to the State of NC	All other Judicial and Public Safety including animal control-Pymts to NC	AFIR	25150	15150	bexp15150	0	0	0	0	263,362
Public Safety	Operating and Other Expenses	All other Judicial and Public Safety including animal control-Operating	AFIR	25150	15150	cexp15150	752,472	4,359,146	3,996,814	4,082,872	3,989,806
Public Safety	Capital Outlay - Construction	All other Judicial and Public Safety including animal control-Capital Outlay Construction	AFIR	25150	15150	dexp15150	0	235,000	0	0	0
Public Safety	Capital Outlay - Purchased	All other Judicial and Public Safety including animal control-Capital Outlay Purchase	AFIR	25150	15150	eexp15150	7,473	48,004	0	0	0
Public Safety	Depreciation (Proprietary Fund)	All other Judicial and Public Safety including animal control-Depreciation	AFIR	25150	15150	fexp15150	0	0	0	0	0
Transportation	Payments to Other Governments	Streets & Highways - all other except Powell bill-Pymts to other Governments	AFIR	25160	15160	aexp15160	0	0	0	0	0
Transportation	Payments to the State of NC	Streets & Highways - all other except Powell bill-Pymts to NC	AFIR	25160	15160	bexp15160	0	0	0	0	0
Transportation	Operating and Other Expenses	Streets & Highways - all other except Powell bill-Operating	AFIR	25160	15160	cexp15160	0	0	0	0	0
Transportation	Capital Outlay - Construction	Streets & Highways - all other except Powell bill-Capital Outlay Construction	AFIR	25160	15160	dexp15160	0	0	0	0	0
Transportation	Capital Outlay - Purchased	Streets & Highways - all other except Powell bill-Capital Outlay Purchase	AFIR	25160	15160	eexp15160	0	0	0	0	0
Transportation	Depreciation (Proprietary Fund)	Streets & Highways - all other except Powell bill-Depreciation	AFIR	25160	15160	fexp15160	0	0	0	0	0
Transportation	Payments to Other Governments	Streets & Highways - Powell bill - Pymts to other Governments	AFIR	25170	15170	aexp15170	0	0	0	0	0
Transportation	Payments to the State of NC	Streets & Highways - Powell bill - Pymts to NC	AFIR	25170	15170	bexp15170	0	0	0	0	0

Label	Sub Label	Description	Source	Line1	Line2	Census	2017	2016	2015	2014	2013
Transportation	Operating and Other Expenses	Streets & Highways - Powell bill - Operating	AFIR	25170	15170	cexp15170	0	0	0	0	0
Transportation	Capital Outlay - Construction	Streets & Highways - Powell bill - Capital Outlay Construction	AFIR	25170	15170	dexp15170	0	0	0	0	0
Transportation	Capital Outlay - Purchased	Streets & Highways - Powell bill - Capital Outlay Purchase	AFIR	25170	15170	eexp15170	0	0	0	0	0
Transportation	Depreciation (Proprietary Fund)	Streets & Highways - Powell bill - Depreciation	AFIR	25170	15170	fexp15170	0	0	0	0	0
Transportation	Payments to Other Governments	Mass Transit Bus, commuter rail, light rail, or subway systems-Pymts to other Governments	AFIR	25180	15180	aexp15180	0	0	0	0	0
Transportation	Payments to the State of NC	Mass Transit Bus, commuter rail, light rail, or subway systems-Pymts to NC	AFIR	25180	15180	bexp15180	0	0	0	0	0
Transportation	Operating and Other Expenses	Mass Transit Bus, commuter rail, light rail, or subway systems-Operating	AFIR	25180	15180	cexp15180	234,749	191,345	197,811	246,070	233,951
Transportation	Capital Outlay - Construction	Mass Transit Bus, commuter rail, light rail, or subway systems-Capital Outlay Construction	AFIR	25180	15180	dexp15180	0	0	0	0	0
Transportation	Capital Outlay - Purchased	Mass Transit Bus, commuter rail, light rail, or subway systems-Capital Outlay Purchase	AFIR	25180	15180	eexp15180	0	0	0	0	0
Transportation	Depreciation (Proprietary Fund)	Mass Transit Bus, commuter rail, light rail, or subway systems-Depreciation	AFIR	25180	15180	fexp15180	0	0	0	0	0
Transportation	Payments to Other Governments	Airport-Pymts to other Governments	AFIR	25190	15190	aexp15190	0	0	0	0	0
Transportation	Payments to the State of NC	Airport-Pymts to NC	AFIR	25190	15190	bexp15190	0	0	0	0	0
Transportation	Operating and Other Expenses	Airport-Operating	AFIR	25190	15190	cexp15190	0	0	0	0	0
Transportation	Capital Outlay - Construction	Airport-Capital Outlay Construction	AFIR	25190	15190	dexp15190	0	0	0	0	0
Transportation	Capital Outlay - Purchased	Airport-Capital Outlay Purchase	AFIR	25190	15190	eexp15190	0	0	0	0	0
Transportation	Depreciation (Proprietary Fund)	Airport-Depreciation	AFIR	25190	15190	fexp15190	0	0	0	0	0
Transportation	Payments to Other Governments	Sea and inland port facilities-Pymts to other Governments	AFIR	25200	15200	aexp15200	0	0	0	0	0
Transportation	Payments to the State of NC	Sea and inland port facilities-Pymts to NC	AFIR	25200	15200	bexp15200	0	0	0	0	0
Transportation	Operating and Other Expenses	Sea and inland port facilities-Operating	AFIR	25200	15200	cexp15200	0	0	0	0	0
Transportation	Capital Outlay - Construction	Sea and inland port facilities-Capital Outlay Construction	AFIR	25200	15200	dexp15200	0	0	0	0	0
Transportation	Capital Outlay - Purchased	Sea and inland port facilities-Capital Outlay Purchase	AFIR	25200	15200	eexp15200	0	0	0	0	0
Transportation	Depreciation (Proprietary Fund)	Sea and inland port facilities-Depreciation	AFIR	25200	15200	fexp15200	0	0	0	0	0
Transportation	Payments to Other Governments	Parking Facilities - garages, parking lots, and all purchases and maintenance of meters, etc.-Pymts to other Governments	AFIR	25210	15210	aexp15210	0	0	0	0	0

Label	Sub Label	Description	Source	Line1	Line2	Census	2017	2016	2015	2014	2013
Transportation	Payments to the State of NC	Parking Facilities - garages, parking lots, and all purchases and maintenance of meters, etc.-Pymts to NC	AFIR	25210	15210	bexp15210	0	0	0	0	0
Transportation	Operating and Other Expenses	Parking Facilities - garages, parking lots, and all purchases and maintenance of meters, etc.-Operating	AFIR	25210	15210	cexp15210	0	0	0	0	0
Transportation	Capital Outlay - Construction	Parking Facilities - garages, parking lots, and all purchases and maintenance of meters, etc.-Capital Outlay Construction	AFIR	25210	15210	dexp15210	0	0	0	0	0
Transportation	Capital Outlay - Purchased	Parking Facilities - garages, parking lots, and all purchases and maintenance of meters, etc.-Capital Outlay Purchase	AFIR	25210	15210	eexp15210	0	0	0	0	0
Transportation	Depreciation (Proprietary Fund)	Parking Facilities - garages, parking lots, and all purchases and maintenance of meters, etc.-Depreciation	AFIR	25210	15210	fexp15210	0	0	0	0	0
Transportation	Payments to Other Governments	All other transportation-Pymts to other Governments	AFIR	25220	15220	aexp15220	0	0	0	0	0
Transportation	Payments to the State of NC	All other transportation-Pymts to NC	AFIR	25220	15220	bexp15220	0	0	0	0	0
Transportation	Operating and Other Expenses	All other transportation-Operating	AFIR	25220	15220	cexp15220	0	0	0	0	0
Transportation	Capital Outlay - Construction	All other transportation-Capital Outlay Construction	AFIR	25220	15220	dexp15220	0	0	0	0	0
Transportation	Capital Outlay - Purchased	All other transportation-Capital Outlay Purchase	AFIR	25220	15220	eexp15220	0	0	0	0	0
Transportation	Depreciation (Proprietary Fund)	All other transportation-Depreciation	AFIR	25220	15220	fexp15220	0	0	0	0	0
Education	Payments to Other Governments	School - All educational expenditures for K thru high school including current expense, capital outlay, timber receipts, teacher supplements, etc.-Pymts to other Governments	AFIR	25380	15380	aexp15380				14,788,211	14,343,556
Education	Payments to the State of NC	School - All educational expenditures for K thru high school including current expense, capital outlay, timber receipts, teacher supplements, etc.-Pymts to NC	AFIR	25380	15380	bexp15380				0	0
Education	Operating and Other Expenses	School - All educational expenditures for K thru high school including current expense, capital outlay, timber receipts, teacher supplements, etc.-Operating	AFIR	25380	15380	cexp15380				0	0
Education	Capital Outlay - Construction	School - All educational expenditures for K thru high school including current expense, capital outlay, timber receipts, teacher supplements, etc.-Capital Outlay Construction	AFIR	25380	15380	dexp15380				1,503,175	230,368

Label	Sub Label	Description	Source	Line1	Line2	Census	2017	2016	2015	2014	2013
Education	Capital Outlay - Purchased	School - All educational expenditures for K thru high school including current expense, capital outlay, timber receipts, teacher supplements, etc.- Capital Outlay Purchase	AFIR	25380	15380	eexp15380				0	0
Education	Depreciation (Proprietary Fund)	School - All educational expenditures for K thru high school including current expense, capital outlay, timber receipts, teacher supplements, etc.- Depreciation	AFIR	25380	15380	fexp15380				0	0
Education	Payments to Other Governments	School - Local Current Expense for K thru high school including current expense, timber receipts, teacher supplements, etc. Exclude school capital outlay, debt service on school financings and supplemental school taxes	AFIR	25381	15381	aexp15381	0	14,760,890	14,439,161		
Education	Payments to the State of NC	School - Local Current Expense for K thru high school including current expense, timber receipts, teacher supplements, etc. Exclude school capital outlay, debt service on school financings and supplemental school taxes	AFIR	25381	15381	bexp15381	0	0	0		
Education	Operating and Other Expenses	School - Local Current Expense for K thru high school including current expense, timber receipts, teacher supplements, etc. Exclude school capital outlay, debt service on school financings and supplemental school taxes	AFIR	25381	15381	cexp15381	15,086,525	0	0		
Education	Capital Outlay - Construction	School - Local Current Expense for K thru high school including current expense, timber receipts, teacher supplements, etc. Exclude school capital outlay, debt service on school financings and supplemental school taxes	AFIR	25381	15381	dexp15381	0	0	0		
Education	Capital Outlay - Purchased	School - Local Current Expense for K thru high school including current expense, timber receipts, teacher supplements, etc. Exclude school capital outlay, debt service on school financings and supplemental school taxes	AFIR	25381	15381	eexp15381	0	0	0		
Education	Depreciation (Proprietary Fund)	School - Local Current Expense for K thru high school including current expense, timber receipts, teacher supplements, etc. Exclude school capital outlay, debt service on school financings and supplemental school taxes	AFIR	25381	15381	fexp15381	0	0	0		
Education	Payments to Other Governments	School - Capital Outlay for K thru high school. Exclude local current expense and debt service for school debt financings	AFIR	25382	15382	aexp15382	0	0	385,000		

Label	Sub Label	Description	Source	Line1	Line2	Census	2017	2016	2015	2014	2013
Education	Payments to the State of NC	School - Capital Outlay for K thru high school. Exclude local current expense and debt service for school debt financings	AFIR	25382	15382	bexp15382	0	0	0		
Education	Operating and Other Expenses	School - Capital Outlay for K thru high school. Exclude local current expense and debt service for school debt financings	AFIR	25382	15382	cexp15382	0	0	0		
Education	Capital Outlay - Construction	School - Capital Outlay for K thru high school. Exclude local current expense and debt service for school debt financings	AFIR	25382	15382	dexp15382	0	52,119	1,745,054		
Education	Capital Outlay - Purchased	School - Capital Outlay for K thru high school. Exclude local current expense and debt service for school debt financings	AFIR	25382	15382	eexp15382	774,074	500,000	0		
Education	Depreciation (Proprietary Fund)	School - Capital Outlay for K thru high school. Exclude local current expense and debt service for school debt financings	AFIR	25382	15382	fexp15382	0	0	0		
Education	Payments to Other Governments	School - Other - funds for K thru high school other than local current expense, capital outlay and debt service on school financings - Include supplemental school tax if reported in governmental funds. If supplemental taxes are reported in agency funds do not report here but on the miscellaneous tab line 30001	AFIR	25383	15383	aexp15383	0	0	0		
Education	Payments to the State of NC	School - Other - funds for K thru high school other than local current expense, capital outlay and debt service on school financings - Include supplemental school tax if reported in governmental funds. If supplemental taxes are reported in agency funds do not report here but on the miscellaneous tab line 30001	AFIR	25383	15383	bexp15383	0	0	0		
Education	Operating and Other Expenses	School - Other - funds for K thru high school other than local current expense, capital outlay and debt service on school financings - Include supplemental school tax if reported in governmental funds. If supplemental taxes are reported in agency funds do not report here but on the miscellaneous tab line 30001	AFIR	25383	15383	cexp15383	0	0	0		
Education	Capital Outlay - Construction	School - Other - funds for K thru high school other than local current expense, capital outlay and debt service on school financings - Include supplemental school tax if reported in governmental funds. If supplemental taxes are reported in agency funds do not report here but on the miscellaneous tab line 30001	AFIR	25383	15383	dexp15383	0	0	0		

Label	Sub Label	Description	Source	Line1	Line2	Census	2017	2016	2015	2014	2013
Education	Capital Outlay - Purchased	School - Other - funds for K thru high school other than local current expense, capital outlay and debt service on school financings - Include supplemental school tax if reported in governmental funds. If supplemental taxes are reported in agency funds do not report here but on the miscellaneous tab line 30001	AFIR	25383	15383	eexp15383	0	0	0		
Education	Depreciation (Proprietary Fund)	School - Other - funds for K thru high school other than local current expense, capital outlay and debt service on school financings - Include supplemental school tax if reported in governmental funds. If supplemental taxes are reported in agency funds do not report here but on the miscellaneous tab line 30001	AFIR	25383	15383	fexp15383	0	0	0		
Education	Payments to Other Governments	Community College - All educational expenditures to a State Community College including current expense, capital outlay, etc.-Pymts to other Governments	AFIR	25390	15390	aexp15390	0	2,184,328	2,416,106	2,350,456	2,276,456
Education	Payments to the State of NC	Community College - All educational expenditures to a State Community College including current expense, capital outlay, etc.-Pymts to NC	AFIR	25410	15390	bexp15390	0	0	0	0	0
Education	Operating and Other Expenses	Community College - All educational expenditures to a State Community College including current expense, capital outlay, etc.-Operating	AFIR	25430	15390	cexp15390	2,407,669	0	0	0	0
Education	Capital Outlay - Construction	Community College - All educational expenditures to a State Community College including current expense, capital outlay, etc.-Capital Outlay Construction	AFIR	25450	15390	dexp15390	2,554,127	1,621,564	601,346	173,512	1,270,955
Education	Capital Outlay - Purchased	Community College - All educational expenditures to a State Community College including current expense, capital outlay, etc.-Capital Outlay Purchase	AFIR	25470	15390	eexp15390	135,000	0	0	45,395	105,786
Education	Depreciation (Proprietary Fund)	Community College - All educational expenditures to a State Community College including current expense, capital outlay, etc.-Depreciation	AFIR	25490	15390	fexp15390	0	0	0	0	0
Human Services	Payments to Other Governments	Health-Pymts to other Governments	AFIR	25230	15230	aexp15230	0	0	0	0	0
Human Services	Payments to the State of NC	Health-Pymts to NC	AFIR	25230	15230	bexp15230	0	0	0	0	0
Human Services	Operating and Other Expenses	Health-Operating	AFIR	25230	15230	cexp15230	3,973,033	3,943,641	4,034,800	4,133,614	4,342,955
Human Services	Capital Outlay - Construction	Health-Capital Outlay Construction	AFIR	25230	15230	dexp15230	0	0	0	0	0
Human Services	Capital Outlay - Purchased	Health-Capital Outlay Purchase	AFIR	25230	15230	eexp15230	38,492	70,357	27,929	10,086	1,537

Label	Sub Label	Description	Source	Line1	Line2	Census	2017	2016	2015	2014	2013
Human Services	Depreciation (Proprietary Fund)	Health-Depreciation	AFIR	25230	15230	fexp15230	0	0	0	0	0
Human Services	Payments to Other Governments	Mental Health-Pymts to other Governments	AFIR	25240	15240	aexp15240	0	0	98,773	20,000	96,627
Human Services	Payments to the State of NC	Mental Health-Pymts to NC	AFIR	25240	15240	bexp15240	0	0	0	0	0
Human Services	Operating and Other Expenses	Mental Health-Operating	AFIR	25240	15240	cexp15240	100,464	99,685	0	80,000	0
Human Services	Capital Outlay - Construction	Mental Health-Capital Outlay Construction	AFIR	25240	15240	dexp15240	0	0	0	0	0
Human Services	Capital Outlay - Purchased	Mental Health-Capital Outlay Purchase	AFIR	25240	15240	eexp15240	0	0	0	0	0
Human Services	Depreciation (Proprietary Fund)	Mental Health-Depreciation	AFIR	25240	15240	fexp15240	0	0	0	0	0
Human Services	Payments to Other Governments	TANF Payment paid to DHR-Pymts to other Governments	AFIR	25250	15250	aexp15250					
Human Services	Payments to the State of NC	TANF Payment paid to DHR-Pymts to NC	AFIR	25250	15250	bexp15250	0	2,869	2,346	1,535	0
Human Services	Operating and Other Expenses	TANF Payment paid to DHR-Operating	AFIR	25250	15250	cexp15250					
Human Services	Capital Outlay - Construction	TANF Payment paid to DHR-Capital Outlay Construction	AFIR	25250	15250	dexp15250					
Human Services	Capital Outlay - Purchased	TANF Payment paid to DHR-Capital Outlay Purchase	AFIR	25250	15250	eexp15250					
Human Services	Depreciation (Proprietary Fund)	TANF Payment paid to DHR-Depreciation	AFIR	25250	15250	fexp15250					
Human Services	Payments to Other Governments	Special Assistance to Adults paid to DHR-Pymts to other Governments	AFIR	25260	15260	aexp15260					
Human Services	Payments to the State of NC	Special Assistance to Adults paid to DHR-Pymts to NC	AFIR	25260	15260	bexp15260	522,648	709,941	722,250	781,631	735,034
Human Services	Operating and Other Expenses	Special Assistance to Adults paid to DHR-Operating	AFIR	25260	15260	cexp15260					
Human Services	Capital Outlay - Construction	Special Assistance to Adults paid to DHR-Capital Outlay Construction	AFIR	25260	15260	dexp15260					
Human Services	Capital Outlay - Purchased	Special Assistance to Adults paid to DHR-Capital Outlay Purchase	AFIR	25260	15260	eexp15260					
Human Services	Depreciation (Proprietary Fund)	Special Assistance to Adults paid to DHR-Depreciation	AFIR	25260	15260	fexp15260					
Human Services	Payments to Other Governments	All other Social Services - administration-Pymts to other Governments	AFIR	25270	15270	aexp15270	0	0	0	0	0
Human Services	Payments to the State of NC	All other Social Services - administration-Pymts to NC	AFIR	25270	15270	bexp15270	0	0	0	0	5,478
Human Services	Operating and Other Expenses	All other Social Services - administration-Operating	AFIR	25270	15270	cexp15270	7,533,883	7,440,982	7,315,226	7,418,065	7,429,038
Human Services	Capital Outlay - Construction	All other Social Services - administration-Capital Outlay Construction	AFIR	25270	15270	dexp15270	0	0	0	953,474	0
Human Services	Capital Outlay - Purchased	All other Social Services - administration-Capital Outlay Purchase	AFIR	25270	15270	eexp15270	49,034	43,019	49,372	65,244	0

Label	Sub Label	Description	Source	Line1	Line2	Census	2017	2016	2015	2014	2013
Human Services	Depreciation (Proprietary Fund)	All other Social Services - administration-Depreciation	AFIR	25270	15270	fexp15270	0	0	0	0	0
Human Services	Payments to Other Governments	All other Social Services - direct assistance programs-Pymts to other Governments	AFIR	25280	15280	aexp15280					
Human Services	Payments to the State of NC	All other Social Services - direct assistance programs-Pymts to NC	AFIR	25280	15280	bexp15280					
Human Services	Operating and Other Expenses	All other Social Services - direct assistance programs-Operating	AFIR	25280	15280	cexp15280	6,963,652	5,648,678	5,899,149	5,632,734	5,146,671
Human Services	Capital Outlay - Construction	All other Social Services - direct assistance programs-Capital Outlay Construction	AFIR	25280	15280	dexp15280					
Human Services	Capital Outlay - Purchased	All other Social Services - direct assistance programs-Capital Outlay Purchase	AFIR	25280	15280	eexp15280					
Human Services	Depreciation (Proprietary Fund)	All other Social Services - direct assistance programs-Depreciation	AFIR	25280	15280	fexp15280					
Human Services	Payments to Other Governments	Hospitals- Owed by your unit of government-Pymts to other Governments	AFIR	25290	15290	aexp15290	0	0	0	0	0
Human Services	Payments to the State of NC	Hospitals- Owed by your unit of government-Pymts to NC	AFIR	25290	15290	bexp15290	0	0	0	0	0
Human Services	Operating and Other Expenses	Hospitals- Owed by your unit of government-Operating	AFIR	25290	15290	cexp15290	0	0	0	0	0
Human Services	Capital Outlay - Construction	Hospitals- Owed by your unit of government-Capital Outlay Construction	AFIR	25290	15290	dexp15290	0	0	0	0	0
Human Services	Capital Outlay - Purchased	Hospitals- Owed by your unit of government-Capital Outlay Purchase	AFIR	25290	15290	eexp15290	0	0	0	0	0
Human Services	Depreciation (Proprietary Fund)	Hospitals- Owed by your unit of government-Depreciation	AFIR	25290	15290	fexp15290	0	0	0	0	0
Human Services	Payments to Other Governments	Private Hospitals-Pymts to other Governments	AFIR	25300	15300	aexp15300	0	0	0	0	0
Human Services	Payments to the State of NC	Private Hospitals-Pymts to NC	AFIR	25300	15300	bexp15300	0	0	0	0	0
Human Services	Operating and Other Expenses	Private Hospitals-Operating	AFIR	25300	15300	cexp15300	0	0	0	0	0
Human Services	Capital Outlay - Construction	Private Hospitals-Capital Outlay Construction	AFIR	25300	15300	dexp15300	0	0	0	0	0
Human Services	Capital Outlay - Purchased	Private Hospitals-Capital Outlay Purchase	AFIR	25300	15300	eexp15300	0	0	0	0	0
Human Services	Depreciation (Proprietary Fund)	Private Hospitals-Depreciation	AFIR	25300	15300	fexp15300	0	0	0	0	0
Human Services	Payments to Other Governments	All Other Human Services including Legal Aid-Pymts to other Governments	AFIR	25310	15310	aexp15310	0	0	0	0	3,078
Human Services	Payments to the State of NC	All Other Human Services including Legal Aid-Pymts to other Governments	AFIR	25310	15310	bexp15310	0	0	0	0	0
Human Services	Operating and Other Expenses	All Other Human Services including Legal Aid-Operating	AFIR	25310	15310	cexp15310	973,897	1,786,028	1,580,020	1,553,211	1,603,124
Human Services	Capital Outlay - Construction	All Other Human Services including Legal Aid-Capital Outlay Construction	AFIR	25310	15310	dexp15310	0	0	0	0	0

Label	Sub Label	Description	Source	Line1	Line2	Census	2017	2016	2015	2014	2013
Human Services	Capital Outlay - Purchased	All Other Human Services including Legal Aid-Capital Outlay Purchase	AFIR	25310	15310	eexp15310	0	0	0	0	0
Human Services	Depreciation (Proprietary Fund)	All Other Human Services including Legal Aid-Depreciation	AFIR	25310	15310	fexp15310	0	0	0	0	0
Utility	Payments to Other Governments	Water Supply System-Pymts to other Governments	AFIR	25320	15320	aexp15320	0	0	0	0	0
Utility	Payments to the State of NC	Water Supply System-Pymts to NC	AFIR	25320	15320	bexp15320	0	0	0	0	0
Utility	Operating and Other Expenses	Water Supply System-Operating	AFIR	25320	15320	cexp15320	0	0	0	0	0
Utility	Capital Outlay - Construction	Water Supply System-Capital Outlay Construction	AFIR	25320	15320	dexp15320	0	0	0	0	0
Utility	Capital Outlay - Purchased	Water Supply System-Capital Outlay Purchase	AFIR	25320	15320	eexp15320	0	0	0	0	0
Utility	Depreciation (Proprietary Fund)	Water Supply System-Depreciation	AFIR	25320	15320	fexp15320	0	0	0	0	0
Utility	Payments to Other Governments	Sewerage Systems-Pymts to other Governments	AFIR	25330	15330	aexp15330	0	0	0	0	0
Utility	Payments to the State of NC	Sewerage Systems-Pymts to NC	AFIR	25330	15330	bexp15330	0	0	0	0	0
Utility	Operating and Other Expenses	Sewerage Systems-Operating	AFIR	25330	15330	cexp15330	0	0	0	0	0
Utility	Capital Outlay - Construction	Sewerage Systems-Capital Outlay Construction	AFIR	25330	15330	dexp15330	0	0	0	0	0
Utility	Capital Outlay - Purchased	Sewerage Systems-Capital Outlay Purchase	AFIR	25330	15330	eexp15330	0	0	0	0	0
Utility	Depreciation (Proprietary Fund)	Sewerage Systems-Depreciation	AFIR	25330	15330	fexp15330	0	0	0	0	0
Utility	Payments to Other Governments	Electric Supply Systems-Pymts to other Governments	AFIR	25340	15340	aexp15340	0	0	0	0	0
Utility	Payments to the State of NC	Electric Supply Systems-Pymts to NC	AFIR	25340	15340	bexp15340	0	0	0	0	0
Utility	Operating and Other Expenses	Electric Supply Systems-Operating	AFIR	25340	15340	cexp15340	0	0	0	0	0
Utility	Capital Outlay - Construction	Electric Supply Systems-Capital Outlay Construction	AFIR	25340	15340	dexp15340	0	0	0	0	0
Utility	Capital Outlay - Purchased	Electric Supply Systems-Capital Outlay Purchase	AFIR	25340	15340	eexp15340	0	0	0	0	0
Utility	Depreciation (Proprietary Fund)	Electric Supply Systems-Depreciation	AFIR	25340	15340	fexp15340	0	0	0	0	0
Utility	Payments to Other Governments	Natural gas supply system-Pymts to other Governments	AFIR	25350	15350	aexp15350	0	0	0	0	0
Utility	Payments to the State of NC	Natural gas supply system-Pymts to NC	AFIR	25350	15350	bexp15350	0	0	0	0	0
Utility	Operating and Other Expenses	Natural gas supply system-Operating	AFIR	25350	15350	cexp15350	0	0	0	0	0
Utility	Capital Outlay - Construction	Natural gas supply system-Capital Outlay Construction	AFIR	25350	15350	dexp15350	0	0	0	0	0
Utility	Capital Outlay - Purchased	Natural gas supply system-Capital Outlay Purchase	AFIR	25350	15350	eexp15350	0	0	0	0	0

Label	Sub Label	Description	Source	Line1	Line2	Census	2017	2016	2015	2014	2013
Utility	Depreciation (Proprietary Fund)	Natural gas supply system-Depreciation	AFIR	25350	15350	fexp15350	0	0	0	0	0
Utility	Payments to Other Governments	Storm Water-Pymts to other Governments	AFIR	25360	15360	aexp15360	0	0	0	0	0
Utility	Payments to the State of NC	Storm Water-Pymts to NC	AFIR	25360	15360	bexp15360	0	0	0	0	0
Utility	Operating and Other Expenses	Storm Water-Operating	AFIR	25360	15360	cexp15360	0	0	0	0	0
Utility	Capital Outlay - Construction	Storm Water-Capital Outlay Construction	AFIR	25360	15360	dexp15360	0	0	0	0	0
Utility	Capital Outlay - Purchased	Storm Water-Capital Outlay Purchase	AFIR	25360	15360	eexp15360	0	0	0	0	0
Utility	Depreciation (Proprietary Fund)	Storm Water-Depreciation	AFIR	25360	15360	fexp15360	0	0	0	0	0
Utility	Payments to Other Governments	All Other utilities - cemeteries-Pymts to other Governments	AFIR	25370	15370	aexp15370	0	0	0	0	0
Utility	Payments to the State of NC	All Other utilities - cemeteries-Pymts to NC	AFIR	25370	15370	bexp15370	0	0	0	0	0
Utility	Operating and Other Expenses	All Other utilities - cemeteries-Operating	AFIR	25370	15370	cexp15370	0	0	0	0	0
Utility	Capital Outlay - Construction	All Other utilities - cemeteries-Capital Outlay Construction	AFIR	25370	15370	dexp15370	0	0	0	0	0
Utility	Capital Outlay - Purchased	All Other utilities - cemeteries-Capital Outlay Purchase	AFIR	25370	15370	eexp15370	0	0	0	0	0
Utility	Depreciation (Proprietary Fund)	All Other utilities - cemeteries-Depreciation	AFIR	25370	15370	fexp15370	0	0	0	0	0
Debt Service	Governmental Fund	School Debt-Gov. Principal	AFIR	25480	15480	gov.prin.exp15480	1,665,000	1,683,000	1,520,000	1,250,000	1,430,000
Debt Service	Governmental Fund	School Debt-Gov Interest	AFIR	25480	15480	gov.int.exp15480	385,599	433,174	828,154	801,597	829,486
Debt Service	Governmental Fund	Community College Debt-Gov. Principal	AFIR	25490	15490	gov.prin.exp15490	1,156,667	1,156,666	746,666	746,666	746,666
Debt Service	Governmental Fund	Community College Debt-Gov Interest	AFIR	25490	15490	gov.int.exp15490	296,573	289,023	263,760	287,205	310,651
Debt Service	Governmental Fund	Hospital Debt-Gov. Principal	AFIR	25500	15500	gov.prin.exp15500	0	0	0	0	0
Debt Service	Governmental Fund	Hospital Debt-Gov Interest	AFIR	25500	15500	gov.int.exp15500	0	0	0	0	0
Debt Service	Governmental Fund	Water Debt-Gov. Principal	AFIR	25510	15510	gov.prin.exp15510	0	0	0	0	0
Debt Service	Governmental Fund	Water Debt-Gov Interest	AFIR	25510	15510	gov.int.exp15510	0	0	0	0	0
Debt Service	Governmental Fund	Sewer Debt-Gov. Principal	AFIR	25520	15520	gov.prin.exp15520	0	0	0	0	0
Debt Service	Governmental Fund	Sewer Debt-Gov Interest	AFIR	25520	15520	gov.int.exp15520	0	0	0	0	0
Debt Service	Governmental Fund	Electric Debt-Gov. Principal	AFIR	25530	15530	gov.prin.exp15530	0	0	0	0	0
Debt Service	Governmental Fund	Electric Debt-Gov Interest	AFIR	25530	15530	gov.int.exp15530	0	0	0	0	0

Label	Sub Label	Description	Source	Line1	Line2	Census	2017	2016	2015	2014	2013
Debt Service	Governmental Fund	Gas Debt-Gov. Principal	AFIR	25540	15540	gov.prin.exp 15540	0	0	0	0	0
Debt Service	Governmental Fund	Gas Debt-Gov Interest	AFIR	25540	15540	gov.int.exp1 5540	0	0	0	0	0
Debt Service	Governmental Fund	Other Debt-Gov. Principal	AFIR	25550	15550	gov.prin.exp 15550	3,470,764	3,328,320	4,056,927	18,637,784	4,659,154
Debt Service	Governmental Fund	Other Debt-Gov Interest	AFIR	25550	15550	gov.int.exp1 5550	761,558	743,725	806,441	1,408,607	1,354,855
Debt Service	Proprietary Fund	School Debt-Prop. Fees	AFIR	25480	15480	prop.pfee.e xp25440	0	0	0	0	0
Debt Service	Proprietary Fund	School Debt-Prop. Int.	AFIR	25480	15480	prop.int.exp 25440	0	0	0	0	0
Debt Service	Proprietary Fund	School Debt-Prop. Prin.	AFIR	25480	15480	prop.prin.ex p25440	0	0	0	0	0
Debt Service	Proprietary Fund	Community College Debt-Prop. Fees	AFIR	25490	15490	prop.pfee.e xp25450	0	0	0	0	0
Debt Service	Proprietary Fund	Community College Debt-Prop. Int.	AFIR	25490	15490	prop.int.exp 25450	0	0	0	0	0
Debt Service	Proprietary Fund	Community College Debt-Prop. Prin.	AFIR	25490	15490	prop.prin.ex p25450	0	0	0	0	0
Debt Service	Proprietary Fund	Hospital Debt-Prop. Fees	AFIR	25500	15500	prop.pfee.e xp25460	0	0	0	0	0
Debt Service	Proprietary Fund	Hospital Debt-Prop. Int.	AFIR	25500	15500	prop.int.exp 25460	0	0	0	0	0
Debt Service	Proprietary Fund	Hospital Debt-Prop. Prin.	AFIR	25500	15500	prop.prin.ex p25460	0	0	0	0	0
Debt Service	Proprietary Fund	Water Debt-Prop. Fees	AFIR	25510	15510	prop.pfee.e xp25470	0	0	0	0	0
Debt Service	Proprietary Fund	Water Debt-Prop. Int.	AFIR	25510	15510	prop.int.exp 25470	0	0	0	0	0
Debt Service	Proprietary Fund	Water Debt-Prop. Prin.	AFIR	25510	15510	prop.prin.ex p25470	0	0	0	0	0
Debt Service	Proprietary Fund	Sewer Debt-Prop. Fees	AFIR	25520	15520	prop.pfee.e xp25480	0	0	0	0	0
Debt Service	Proprietary Fund	Sewer Debt-Prop. Int.	AFIR	25520	15520	prop.int.exp 25480	0	0	0	0	0
Debt Service	Proprietary Fund	Sewer Debt-Prop. Prin.	AFIR	25520	15520	prop.prin.ex p25480	0	0	0	0	0
Debt Service	Proprietary Fund	Electric Debt-Prop. Fees	AFIR	25530	15530	prop.pfee.e xp25490	0	0	0	0	0
Debt Service	Proprietary Fund	Electric Debt-Prop. Int.	AFIR	25530	15530	prop.int.exp 25490	0	0	0	0	0
Debt Service	Proprietary Fund	Electric Debt-Prop. Prin.	AFIR	25530	15530	prop.prin.ex p25490	0	0	0	0	0
Debt Service	Proprietary Fund	Gas Debt-Prop. Fees	AFIR	25540	15540	prop.pfee.e xp25500	0	0	0	0	0
Debt Service	Proprietary Fund	Gas Debt-Prop. Int.	AFIR	25540	15540	prop.int.exp 25500	0	0	0	0	0
Debt Service	Proprietary Fund	Gas Debt-Prop. Prin.	AFIR	25540	15540	prop.prin.ex p25500	0	0	0	0	0

Label	Sub Label	Description	Source	Line1	Line2	Census	2017	2016	2015	2014	2013
Debt Service	Proprietary Fund	Other Debt-Prop. Fees	AFIR	25550	15550	prop.pfee.exp25510	0	0	0	0	0
Debt Service	Proprietary Fund	Other Debt-Prop. Int.	AFIR	25550	15550	prop.int.exp25510	0	0	0	0	0
Debt Service	Proprietary Fund	Other Debt-Prop. Prin.	AFIR	25550	15550	prop.prin.exp25510	0	0	0	0	0
All Other Expenditures	Payments to Other Governments	Economic & Physical Development-Planning, Zoning, Community Development, HUD,JTPA-Pymts to other Governments	AFIR	25400	15400	aexp15400	0	0	1,090,391	1,056,718	1,254,611
All Other Expenditures	Payments to the State of NC	Economic & Physical Development-Planning, Zoning, Community Development, HUD,JTPA-Pymts to NC	AFIR	25400	15400	bexp15400	0	0	0	0	0
All Other Expenditures	Operating and Other Expenses	Economic & Physical Development-Planning, Zoning, Community Development, HUD,JTPA-Operating	AFIR	25400	15400	cexp15400	2,758,240	2,655,988	1,332,774	1,168,161	987,541
All Other Expenditures	Capital Outlay - Construction	Economic & Physical Development-Planning, Zoning, Community Development, HUD,JTPA-Capital Outlay Construction	AFIR	25400	15400	dexp15400	0	0	82,915	0	7,840
All Other Expenditures	Capital Outlay - Purchased	Economic & Physical Development-Planning, Zoning, Community Development, HUD,JTPA-Capital Outlay Purchase	AFIR	25400	15400	eexp15400	4,000	0	0	331,366	260,537
All Other Expenditures	Depreciation (Proprietary Fund)	Economic & Physical Development-Planning, Zoning, Community Development, HUD,JTPA-Depreciation	AFIR	25400	15400	fexp15400	0	0	0	0	0
All Other Expenditures	Payments to Other Governments	Parks and Recreation-Pymts to other Governments	AFIR	25410	15410	aexp15410	0	0	0	0	0
All Other Expenditures	Payments to the State of NC	Parks and Recreation-Pymts to NC	AFIR	25410	15410	bexp15410	0	0	0	0	0
All Other Expenditures	Operating and Other Expenses	Parks and Recreation-Operating	AFIR	25410	15410	cexp15410	215,762	201,918	211,714	214,983	217,220
All Other Expenditures	Capital Outlay - Construction	Parks and Recreation-Capital Outlay Construction	AFIR	25410	15410	dexp15410	0	0	0	0	0
All Other Expenditures	Capital Outlay - Purchased	Parks and Recreation-Capital Outlay Purchase	AFIR	25410	15410	eexp15410	0	17,627	0	0	0
All Other Expenditures	Depreciation (Proprietary Fund)	Parks and Recreation-Depreciation	AFIR	25410	15410	fexp15410	0	0	0	0	0
All Other Expenditures	Payments to Other Governments	Libraries-Pymts to other Governments	AFIR	25420	15420	aexp15420	0	0	0	0	0
All Other Expenditures	Payments to the State of NC	Libraries-Pymts to NC	AFIR	25420	15420	bexp15420	0	0	0	0	0
All Other Expenditures	Operating and Other Expenses	Libraries-Operating	AFIR	25420	15420	cexp15420	1,328,801	1,239,309	1,317,414	1,458,815	1,359,113
All Other Expenditures	Capital Outlay - Construction	Libraries-Capital Outlay Construction	AFIR	25420	15420	dexp15420	0	0	0	0	0
All Other Expenditures	Capital Outlay - Purchased	Libraries-Capital Outlay Purchase	AFIR	25420	15420	eexp15420	5,046	14,952	20,536	114,185	136,018
All Other Expenditures	Depreciation (Proprietary Fund)	Libraries-Depreciation	AFIR	25420	15420	fexp15420	0	0	0	0	0

Label	Sub Label	Description	Source	Line1	Line2	Census	2017	2016	2015	2014	2013
All Other Expenditures	Payments to Other Governments	Coliseums, Museums, etc.- all cultural-Pymts to other Governments	AFIR	25430	15430	aexp15430	0	0	0	0	0
All Other Expenditures	Payments to the State of NC	Coliseums, Museums, etc.- all cultural-Pymts to NC	AFIR	25430	15430	bexp15430	0	0	0	0	0
All Other Expenditures	Operating and Other Expenses	Coliseums, Museums, etc.- all cultural-Operating	AFIR	25430	15430	cexp15430	0	0	0	0	0
All Other Expenditures	Capital Outlay - Construction	Coliseums, Museums, etc.- all cultural-Capital Outlay Construction	AFIR	25430	15430	dexp15430	0	0	52,450	0	0
All Other Expenditures	Capital Outlay - Purchased	Coliseums, Museums, etc.- all cultural-Capital Outlay Purchase	AFIR	25430	15430	eexp15430	0	0	0	1,250	0
All Other Expenditures	Depreciation (Proprietary Fund)	Coliseums, Museums, etc.- all cultural-Depreciation	AFIR	25430	15430	fexp15430	0	0	0	0	0
All Other Expenditures	Payments to Other Governments	Solid Waste / collection, street cleaning and landfill-Pymts to other Governments	AFIR	25440	15440	aexp15440	0	0	0	0	111,870
All Other Expenditures	Payments to the State of NC	Solid Waste / collection, street cleaning and landfill-Pymts to NC	AFIR	25440	15440	bexp15440	0	0	0	0	0
All Other Expenditures	Operating and Other Expenses	Solid Waste / collection, street cleaning and landfill-Operating	AFIR	25440	15440	cexp15440	3,567,961	3,495,316	3,181,383	3,719,909	3,894,269
All Other Expenditures	Capital Outlay - Construction	Solid Waste / collection, street cleaning and landfill-Capital Outlay Construction	AFIR	25440	15440	dexp15440	737,845	451,942	94,167	19,526	0
All Other Expenditures	Capital Outlay - Purchased	Solid Waste / collection, street cleaning and landfill-Capital Outlay Purchase	AFIR	25440	15440	eexp15440	215,690	42,480	1,642,678	163,952	215,960
All Other Expenditures	Depreciation (Proprietary Fund)	Solid Waste / collection, street cleaning and landfill-Depreciation	AFIR	25440	15440	fexp15440	0	0	0	0	0
All Other Expenditures	Payments to Other Governments	Landfill/solid waste closure/postclosure expense - non cash - Pmts to Other Governments	AFIR	25650		aexp25650	0	0	0	0	0
All Other Expenditures	Payments to the State of NC	Landfill/solid waste closure/postclosure expense - non cash - Pmts to NC	AFIR	25650		bexp25650	0	0	0	0	0
All Other Expenditures	Operating and Other Expenses	Landfill/solid waste closure/postclosure expense - non cash - Operating	AFIR	25650		cexp25650	0	0	0	0	0
All Other Expenditures	Capital Outlay - Construction	Landfill/solid waste closure/postclosure expense - non cash - Capital Outlay Construction	AFIR	25650		dexp25650	0	0	0	0	0
All Other Expenditures	Capital Outlay - Purchased	Landfill/solid waste closure/postclosure expense - non cash - Capital Outlya Purchase	AFIR	25650		eexp25650	0	0	0	0	0
All Other Expenditures	Depreciation (Proprietary Fund)	Landfill/solid waste closure/postclosure expense - non cash - Depreciation	AFIR	25650		fexp25650	0	0	0	0	0
All Other Expenditures	Payments to Other Governments	Drainage & Watershed-Pymts to other Governments	AFIR	25450	15450	aexp15450	0	0	0	0	0
All Other Expenditures	Payments to the State of NC	Drainage & Watershed-Pymts to NC	AFIR	25450	15450	bexp15450	0	0	0	0	0
All Other Expenditures	Operating and Other Expenses	Drainage & Watershed-Operating	AFIR	25450	15450	cexp15450	340,611	155,211	157,483	156,443	153,080
All Other Expenditures	Capital Outlay - Construction	Drainage & Watershed-Capital Outlay Construction	AFIR	25450	15450	dexp15450	0	0	19,810	0	0

Label	Sub Label	Description	Source	Line1	Line2	Census	2017	2016	2015	2014	2013
All Other Expenditures	Capital Outlay - Purchased	Drainage & Watershed-Capital Outlay Purchase	AFIR	25450	15450	eexp15450	0	0	0	0	0
All Other Expenditures	Depreciation (Proprietary Fund)	Drainage & Watershed-Depreciation	AFIR	25450	15450	fexp15450	0	0	0	0	0
All Other Expenditures	Payments to Other Governments	All other Natural Resources/environmental-Pymts to other Governments	AFIR	25460	15460	aexp15460	0	0	0	0	0
All Other Expenditures	Payments to the State of NC	All other Natural Resources/environmental-Pymts to NC	AFIR	25460	15460	bexp15460	0	0	0	0	0
All Other Expenditures	Operating and Other Expenses	All other Natural Resources/environmental-Operating	AFIR	25460	15460	cexp15460	384,548	243,015	212,695	218,919	198,336
All Other Expenditures	Capital Outlay - Construction	All other Natural Resources/environmental-Capital Outlay Construction	AFIR	25460	15460	dexp15460	0	0	0	0	0
All Other Expenditures	Capital Outlay - Purchased	All other Natural Resources/environmental-Capital Outlay Purchase	AFIR	25460	15460	eexp15460	0	0	0	0	0
All Other Expenditures	Depreciation (Proprietary Fund)	All other Natural Resources/environmental-Depreciation	AFIR	25460	15460	fexp15460	0	0	0	0	0
All Other Expenditures	Payments to Other Governments	All Other-(including unallocated Fringe Benefits) - Pymts to other Governments	AFIR	25470	15470	aexp15470	0	0	208,806	221,890	208,337
All Other Expenditures	Payments to the State of NC	All Other-(including unallocated Fringe Benefits) - Pymts to NC	AFIR	25470	15470	bexp15470	0	0	0	0	0
All Other Expenditures	Operating and Other Expenses	All Other-(including unallocated Fringe Benefits) - Operating	AFIR	25470	15470	cexp15470	0	264,027	36,310	41,393	48,987
All Other Expenditures	Capital Outlay - Construction	All Other-(including unallocated Fringe Benefits) - Capital Outlay Construction	AFIR	25470	15470	dexp15470	0	0	0	0	0
All Other Expenditures	Capital Outlay - Purchased	All Other-(including unallocated Fringe Benefits) - Capital Outlay Purchase	AFIR	25470	15470	eexp15470	0	0	0	0	0
All Other Expenditures	Depreciation (Proprietary Fund)	All Other-(including unallocated Fringe Benefits) - Depreciation	AFIR	25470	15470	fexp15470	0	0	0	0	0
Other Financing Uses	Payments to Other Governments	Extraordinary Items (that reduce net assets)-Pymts to other Governments	AFIR	25610		aexp25610	0	0	0	0	0
Other Financing Uses	Payments to the State of NC	Extraordinary Items (that reduce net assets)-Pymts to NC	AFIR	25610		bexp25610	0	0	0	0	0
Other Financing Uses	Operating and Other Expenses	Extraordinary Items (that reduce net assets)-Operating	AFIR	25610		cexp25610	0	0	0	0	0
Other Financing Uses	Capital Outlay - Construction	Extraordinary Items (that reduce net assets)-Capital Outlay Construction	AFIR	25610		dexp25610	0	0	0	0	0
Other Financing Uses	Capital Outlay - Purchased	Extraordinary Items (that reduce net assets)-Capital Outlay Purchase	AFIR	25610		eexp25610	0	0	0	0	0
Other Financing Uses	Depreciation (Proprietary Fund)	Extraordinary Items (that reduce net assets)-Depreciation	AFIR	25610		fexp25610	0	0	0	0	0
Other Financing Uses	Payments to Other Governments	Other financing Uses-Pymts to other Governments	AFIR	25580	15580	aexp15580	0	0	0	0	0
Other Financing Uses	Payments to the State of NC	Other financing Uses-Pymts to NC	AFIR	25580	15580	bexp15580	0	0	0	0	0
Other Financing Uses	Operating and Other Expenses	Other financing Uses-Operating	AFIR	25580	15580	cexp15580	0	0	0	0	0

Label	Sub Label	Description	Source	Line1	Line2	Census	2017	2016	2015	2014	2013
Other Financing Uses	Capital Outlay - Construction	Other financing Uses-Capital Outlay Construction	AFIR	25580	15580	dexp15580	0	0	0	0	0
Other Financing Uses	Capital Outlay - Purchased	Other financing Uses-Capital Outlay Purchase	AFIR	25580	15580	eexp15580	0	0	0	0	0
Other Financing Uses	Depreciation (Proprietary Fund)	Other financing Uses-Depreciation	AFIR	25580	15580	fexp15580	0	0	0	0	0
Other Financing Uses		Transfers-out to Other Funds-	AFIR	25560	15560	tranf.exp15560	1,935,362	652,780	1,191,409	438,234	567,960
Other Financing Uses		Payment to refunded bond escrow agent-	AFIR		15570	gov.exp15570	0	0	10,723,992	0	7,079,605
Financial Report - Change in Fund Balance		"Please Enter the Change in Fund Balance from your Audited Financial Statement - ""Revenues, Expenditures and Changes in Fund Balance Governmental Funds""	AFIR	15590		fin.state.change15590	4,428,883	9,819,466	482,235	4,128,529	515,127
Calculated Change in Fund Balance		This is the difference between the change in fund balance that is calculated from the form on row 79 less the change in fund balance from your audit report that was entered in row 82. You are in balance if this amount is zero.	AFIR	15600		dif.change15600	0	0	0	0	0
Financial Report - Change in Net Position		"Please Enter the Change in Net Position from your Audited Financial Statement - ""Revenues, Expenses and Changes in Net Position - Proprietary Funds"" excluding change in Net Position for Internal Service Funds."	AFIR		25620	fin.state.change25620	0	0	0	0	0
Calculated Change in Net Position		"This is the difference between the change in net position that is calculated from the form on row 76 less the change in net position from your audit report that was entered in row 79. You are in balance if this amount is zero.	AFIR		25630	dif.change25630	0	0	0	0	0
All Other Revenue (positive) / All Other Expenditures (negative)	Payments to Other Governments	Enter Prior period adjustments as positive or negative numbers depending on how they affect net position	AFIR	25660		aexp25660	0	0	0	0	0
All Other Revenue (positive) / All Other Expenditures (negative)	Payments to the State of NC	Enter Prior period adjustments as positive or negative numbers depending on how they affect net position	AFIR	25660		bexp25660	0	0	0	0	0
All Other Revenue (positive) / All Other Expenditures (negative)	Operating and Other Expenses	Enter Prior period adjustments as positive or negative numbers depending on how they affect net position	AFIR	25660		cexp25660	0	0	0	0	0
All Other Revenue (positive) / All Other Expenditures (negative)	Capital Outlay - Construction	Enter Prior period adjustments as positive or negative numbers depending on how they affect net position	AFIR	25660		dexp25660	0	0	0	0	0

Label	Sub Label	Description	Source	Line1	Line2	Census	2017	2016	2015	2014	2013
All Other Revenue (positive) / All Other Expenditures (negative)	Capital Outlay - Purchased	Enter Prior period adjustments as positive or negative numbers depending on how they affect net position	AFIR	25660		eexp25660	0	0	0	0	0
All Other Revenue (positive) / All Other Expenditures (negative)	Depreciation (Proprietary Fund)	Enter Prior period adjustments as positive or negative numbers depending on how they affect net position	AFIR	25660		fexp25660	0	0	0	0	0
Miscellaneous Information		Amount of Fines and Forfeitures sent to the Schools	AFIR	30000		A.miss30000	390,443	374,687	352,458	394,409	358,934
Miscellaneous Information		Does Your Tax Office Collect Taxes for All the Municipalities in your County?	AFIR	30010		A.miss30010	0	Yes	Yes	Yes	Yes
Miscellaneous Information		Is the County Collecting property taxes other than motor vehicles for your unit of government?	AFIR	30020		A.miss30020	0	0	0	0	0
Miscellaneous Information		"School - Tax levy includes current, prior, penalties and interest if not reported on your ""Statement of Revenues, Expenditures and Changes in Fund Balance"""	AFIR	30030		A.miss30030	0	0	0	0	0
Miscellaneous Information		Amount of Benefits paid to Law Enforcement Officers for Separation Allowance	AFIR	30040		A.miss30040				44,597	25,969
Miscellaneous Information		Amount of Contributions made to 401K's for Law Enforcement	AFIR	30050		A.miss30050	143,738	135,378	123,819	112,885	111,581
Miscellaneous Information		Amount of contributions made to 401K's for Non-Law Enforcement	AFIR	30060		A.miss30060	365,239	0	0	0	0
Miscellaneous Information		Does the unit have a retiree health care benefit where the County/City pays a share of the monthly premium for the retiree?	AFIR	30070		A.miss30070				0	0
Miscellaneous Information		Appropriations made during the fiscal year pursuant to G.S. 158-7.1, subsections b(1) through b(7).	AFIR	30080		A.miss30080	200,000	0	0	0	0
Miscellaneous Information		Expenditures made during the fiscal year pursuant to G.S. 158-7.1, subsections b(1) through b(7).	AFIR	30090		A.miss30090	200,000	0	0	0	0
Miscellaneous Information		The investment in property acquired at any time under G.S. 158-7.1, subsections b(1) through b(4), and owned at the end of the fiscal year.	AFIR	30100		A.miss30100	1,123,000	0	0	0	2
Miscellaneous Information		The amount expended during the fiscal year pursuant to G.S. 158-7.1, subsections b(5) and b(7).	AFIR	30110		A.miss30110	200,000	0	0	0	0
Miscellaneous Information		The amount of tax revenues that was taken into account under G.S. 158-7.1, subsection d2, and was expected to be received during the fiscal year.	AFIR	30120		A.miss30120	0	0	0	0	0
Miscellaneous Information		Gross Salary: Enter the sum of the gross salaries from the four Quarterly 941's complete during the fiscal year	AFIR	30130		A.miss30130	19,652,605	18,652,924	18,233,873	18,058,155	17,667,867

Label	Sub Label	Description	Source	Line1	Line2	Census	2017	2016	2015	2014	2013
Miscellaneous Information		"If you have an Internal Service Fund reported on your Proprietary ""Statement of Revenues, Expenses and Changes in Net Assets"", Please list any revenues from sources outside your government."	AFIR	30140		A.miss30140	624,030	615,271	595,657	573,032	536,677
Miscellaneous Information		"If you have an Internal Service Fund reported on your Proprietary ""Statement of Revenues, Expenses and Changes in Net Assets"", Please list any positive change in net assets."	AFIR	30150		A.miss30150	0	0	-462,011	1,058,896	283,114
Miscellaneous Information		"If you have an Internal Service Fund reported on your Proprietary ""Statement of Revenues, Expenses and Changes in Net Assets"", Please list any negative change in net assets. This is a change that decreases net assets."	AFIR	30160		A.miss30160	278,405	867,537	0	0	0
Miscellaneous Information		In this fiscal year, did your unit expense in the water fund and record as an intangible asset any amounts for water rights? Please list amount recorded in Purchased Capital Assets.	AFIR	30170		A.miss30170	0	0	0	0	0
Miscellaneous Information		Operational Water Fund	AFIR	30180		A.miss30180	0	0	0	0	0
Miscellaneous Information		Operational Sewer Fund	AFIR	30190		A.miss30190	0	0	0	0	0
Miscellaneous Information		Operate a Landfill	AFIR	30200		A.miss30200	0	0	0	0	0
Miscellaneous Information		Operate a Landfill / Solid Waste Service	AFIR	30210		A.miss30210	0	0	0	0	0
Miscellaneous Information		Human Services - Transportation for citizens that meet certain eligibility criteria	AFIR	30220		A.miss30220	0	0	0	0	0
Miscellaneous Information		Please list any additional enterprise funds you operate not already listed above. Please esparate them with a comma	AFIR	30230		A.miss30230	0	0	0	0	0
Water	Volume in Gallons	Volume of water treated and/or purchased and put into the start of your distribution system.	AFIR		40000	a.ws40000	0	0	0	0	0
Wastewater	Volume in Gallons	Volume of wastewater treated internally or by another utility (entering all treatment plants).	AFIR		40010	a.ws40010	0	0	0	0	0
Water	Volume in Gallons	Volume of water billed to all customers (residential, non-residential & bulk).	AFIR		40020	a.ws40020	0	0	0	0	0
Wastewater	Volume in Gallons	Volume of wastewater billed to all customers (residential, non-residential & bulk).	AFIR		40030	a.ws40030	0	0	0	0	0
Water / Sewer	Volume in Gallons	Volume of water billed only to residential customers (if your unit identifies residential customers).	AFIR		40040	a.ws40040	0	0	0	0	0

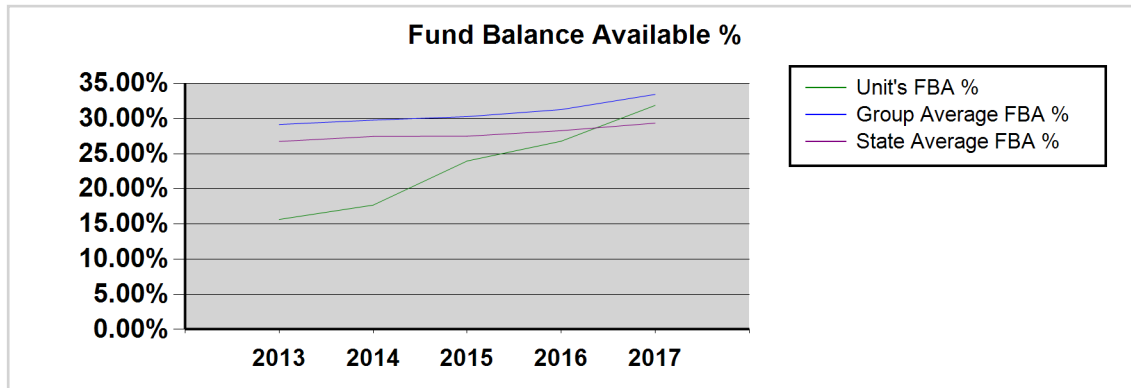
Label	Sub Label	Description	Source	Line1	Line2	Census	2017	2016	2015	2014	2013
Wastewater	Volume in Gallons	Volume of wastewater billed only to residential customers (if your unit identifies residential customers).	AFIR		40050	a.ws40050	0	0	0	0	0
Water	Volume in Thousands of Gallons	Volume of water treated and/or purchased and put into the start of your distribution system.	AFIR		40000	b.ws40000	0	0	0	0	0
Wastewater	Volume in Thousands of Gallons	Volume of wastewater treated internally or by another utility (entering all treatment plants).	AFIR		40010	b.ws40010	0	0	0	0	0
Water	Volume in Thousands of Gallons	Volume of water billed to all customers (residential, non-residential & bulk).	AFIR		40020	b.ws40020	0	0	0	0	0
Wastewater	Volume in Thousands of Gallons	Volume of wastewater billed to all customers (residential, non-residential & bulk).	AFIR		40030	b.ws40030	0	0	0	0	0
Water / Sewer	Volume in Thousands of Gallons	Volume of water billed only to residential customers (if your unit identifies residential customers).	AFIR		40040	b.ws40040	0	0	0	0	0
Wastewater	Volume in Thousands of Gallons	Volume of wastewater billed only to residential customers (if your unit identifies residential customers).	AFIR		40050	b.ws40050	0	0	0	0	0
Water	Volume in Millions of Gallons	Volume of water treated and/or purchased and put into the start of your distribution system.	AFIR		40000	c.ws40000	0	0	0	0	0
Wastewater	Volume in Millions of Gallons	Volume of wastewater treated internally or by another utility (entering all treatment plants).	AFIR		40010	c.ws40010	0	0	0	0	0
Water	Volume in Millions of Gallons	Volume of water billed to all customers (residential, non-residential & bulk).	AFIR		40020	c.ws40020	0	0	0	0	0
Wastewater	Volume in Millions of Gallons	Volume of wastewater billed to all customers (residential, non-residential & bulk).	AFIR		40030	c.ws40030	0	0	0	0	0
Water / Sewer	Volume in Millions of Gallons	Volume of water billed only to residential customers (if your unit identifies residential customers).	AFIR		40040	c.ws40040	0	0	0	0	0
Wastewater	Volume in Millions of Gallons	Volume of wastewater billed only to residential customers (if your unit identifies residential customers).	AFIR		40050	c.ws40050	0	0	0	0	0
Water	Volume in Cubic Feet	Volume of water treated and/or purchased and put into the start of your distribution system.	AFIR		40000	d.ws40000	0	0	0	0	0
Wastewater	Volume in Cubic Feet	Volume of wastewater treated internally or by another utility (entering all treatment plants).	AFIR		40010	d.ws40010	0	0	0	0	0
Water	Volume in Cubic Feet	Volume of water billed to all customers (residential, non-residential & bulk).	AFIR		40020	d.ws40020	0	0	0	0	0
Wastewater	Volume in Cubic Feet	Volume of wastewater billed to all customers (residential, non-residential & bulk).	AFIR		40030	d.ws40030	0	0	0	0	0
Water / Sewer	Volume in Cubic Feet	Volume of water billed only to residential customers (if your unit identifies residential customers).	AFIR		40040	d.ws40040	0	0	0	0	0

Label	Sub Label	Description	Source	Line1	Line2	Census	2017	2016	2015	2014	2013
Wastewater	Volume in Cubic Feet	Volume of wastewater billed only to residential customers (if your unit identifies residential customers).	AFIR		40050	d.ws40050	0	0	0	0	0
Water	Volume in Hundred Cubic Feet	Volume of water treated and/or purchased and put into the start of your distribution system.	AFIR		40000	e.ws40000	0	0	0	0	0
Wastewater	Volume in Hundred Cubic Feet	Volume of wastewater treated internally or by another utility (entering all treatment plants).	AFIR		40010	e.ws40010	0	0	0	0	0
Water	Volume in Hundred Cubic Feet	Volume of water billed to all customers (residential, non-residential & bulk).	AFIR		40020	e.ws40020	0	0	0	0	0
Wastewater	Volume in Hundred Cubic Feet	Volume of wastewater billed to all customers (residential, non-residential & bulk).	AFIR		40030	e.ws40030	0	0	0	0	0
Water / Sewer	Volume in Hundred Cubic Feet	Volume of water billed only to residential customers (if your unit identifies residential customers).	AFIR		40040	e.ws40040	0	0	0	0	0
Wastewater	Volume in Hundred Cubic Feet	Volume of wastewater billed only to residential customers (if your unit identifies residential customers).	AFIR		40050	e.ws40050	0	0	0	0	0
Water	Volume in Thousand Cubic Feet	Volume of water treated and/or purchased and put into the start of your distribution system.	AFIR		40000	f.ws40000	0	0	0	0	0
Wastewater	Volume in Thousand Cubic Feet	Volume of wastewater treated internally or by another utility (entering all treatment plants).	AFIR		40010	f.ws40010	0	0	0	0	0
Water	Volume in Thousand Cubic Feet	Volume of water billed to all customers (residential, non-residential & bulk).	AFIR		40020	f.ws40020	0	0	0	0	0
Wastewater	Volume in Thousand Cubic Feet	Volume of wastewater billed to all customers (residential, non-residential & bulk).	AFIR		40030	f.ws40030	0	0	0	0	0
Water / Sewer	Volume in Thousand Cubic Feet	Volume of water billed only to residential customers (if your unit identifies residential customers).	AFIR		40040	f.ws40040	0	0	0	0	0
Wastewater	Volume in Thousand Cubic Feet	Volume of wastewater billed only to residential customers (if your unit identifies residential customers).	AFIR		40050	f.ws40050	0	0	0	0	0
Water	Volume in Million Cubic Feet	Volume of water treated and/or purchased and put into the start of your distribution system.	AFIR		40000	g.ws40000	0	0	0	0	0
Wastewater	Volume in Million Cubic Feet	Volume of wastewater treated internally or by another utility (entering all treatment plants).	AFIR		40010	g.ws40010	0	0	0	0	0
Water	Volume in Million Cubic Feet	Volume of water billed to all customers (residential, non-residential & bulk).	AFIR		40020	g.ws40020	0	0	0	0	0
Wastewater	Volume in Million Cubic Feet	Volume of wastewater billed to all customers (residential, non-residential & bulk).	AFIR		40030	g.ws40030	0	0	0	0	0
Water / Sewer	Volume in Million Cubic Feet	Volume of water billed only to residential customers (if your unit identifies residential customers).	AFIR		40040	g.ws40040	0	0	0	0	0

Label	Sub Label	Description	Source	Line1	Line2	Census	2017	2016	2015	2014	2013
Wastewater	Volume in Million Cubic Feet	Volume of wastewater billed only to residential customers (if your unit identifies residential customers).	AFIR		40050	g.ws40050	0	0	0	0	0
Water / Sewer		Number of residential accounts.	AFIR		40060	a.ws40060	0	0	0	0	0
Water / Sewer		Number of residential accounts.	AFIR		40070	a.ws40070	0	0	0	0	0
Water / Sewer		Number of non-residential and bulk accounts	AFIR		40080	a.ws40080	0	0	0	0	0
Water / Sewer		Number of non-residential and bulk accounts	AFIR		40090	a.ws40090	0	0	0	0	0
White Goods		Opening Balance(s) White Goods Account Designated	AFIR		50000	wgood50000	0	0	0	0	0
White Goods		Please enter beginning balance number here is line 5000 is blank. If the amount in line 5000 is incorrect, please enter a positive or negative number needed to make the amount in line 5000 correct	AFIR		50010	wgood50010	0	0	0	0	0
White Goods		Opening Balance(s) White Goods Account Undesignated	AFIR		50020	wgood50020	-66,919	-77,508	-86,708	-91,049	-95,711
White Goods		Please enter beginning balance number here is line 5002 is blank. If the amount in line 5002 is incorrect, please enter a positive or negative number needed to make the amount in line 5002 correct	AFIR		50030	wgood50030	0	0	0	0	0
White Goods		Total Revenue Credited to White Goods Account	AFIR		50040	wgood50040	23,841	20,381	18,993	18,251	18,325
White Goods		Total Expenditures for Operations	AFIR		50050	wgood50050	0	9,792	9,793	13,910	13,663
White Goods		Total Expenditures for Capital Improvements	AFIR		50060	wgood50060	550	0	0	0	0
White Goods		Expenditures for illegal dump cleanups	AFIR		50070	wgood50070	0	0	0	0	0
White Goods		Ending Balance in White Goods Account Designated	AFIR		50080	wgood50080	0	0	0	0	0
White Goods		Ending Balance in White Goods Account Undesignated	AFIR		50090	wgood50090	-43,628	-66,919	-77,508	-86,708	-91,049
White Goods		The Amount of White Goods Tax Actually Received	AFIR		50100	wgood50100	23,841	20,381	18,993	18,251	18,325
White Goods		Amount in cell E14 that would have been received if 100% eligible	AFIR		50110	wgood50110	0	0	0	0	0
White Goods		Calculate Threshold Amount.	AFIR		50120	wgood50120	0	0	0	0	0
White Goods		Total Tonnage of White Goods Scrap Metal Collected	AFIR		50130	wgood50130	93	575	468	440	450
White Goods		Name of Recycler or Disposal Facility	AFIR		50140	wgood50140	Mountain Metal	Mountain Metals	Omnisource and Mountain Metals	Omnisource	Omnisource
Cash and Investments		Governmental Activities-All unrestricted cash and investments. - Exclude restricted cash and cash held by a third party	Audit		333	333	36,688,050	31,350,836	26,458,494	24,680,233	20,942,150

Label	Sub Label	Description	Source	Line1	Line2	Census	2017	2016	2015	2014	2013
Cash and Investments		Governmental Activities-All restricted cash and investments	Audit		500	500	3,199,675	5,372,517	279,635	2,747,619	1,641,805
Cash and Investments		Business Activities-All unrestricted cash and investments. - Exclude restricted cash and cash held by a third party	Audit		502	502	0	0	0	0	0
Cash and Investments		Business Activities-All restricted cash and investments	Audit		503	503	0	0	0	0	0
Cash and Investments		Fiduciary- cash and investments. - Include unrestricted and restricted cash and cash and investments held by a third party	Audit		512	512	280,082	266,576	267,645	250,133	251,016
Cash and Investments		Cash and Investment - Please list the book value of any unspent bond proceeds in any funds. This information may be on the face of your statements or in the notes	Audit		535	535	2,798,156	1,966,896	90,004	2,088,836	920,392
Tax Collections		Tax collection rate - Total levy UNIT - WIDE	Audit		61	61	97.47	97.28	97.54	96.85	96.09
Tax Collections		Tax collection rate - Excluding Registered motor vehicles	Audit		102	102	97.25	97.06	97.36	96.96	96.85
Tax Collections		Tax collection rate - Registered motor vehicles	Audit		103	103	100.00	100.00	99.97	95.70	85.17
Tax Collections		Current year levy excluding motor vehicles	Audit		528	528	39,509,849	39,104,845	36,959,928	36,870,952	36,539,824
Tax Collections		Current year levy motor vehicles only	Audit		529	529	3,392,873	3,036,439	2,760,099	3,448,437	2,528,884
Tax Collections		Uncollected taxes - current year's levy - excluding motor vehicles	Audit		530	530	1,087,142	1,148,030	976,605	1,121,838	1,151,965
Tax Collections		Uncollected taxes - current year's levy - motor vehicles	Audit		531	531	158	107	913	148,241	374,935

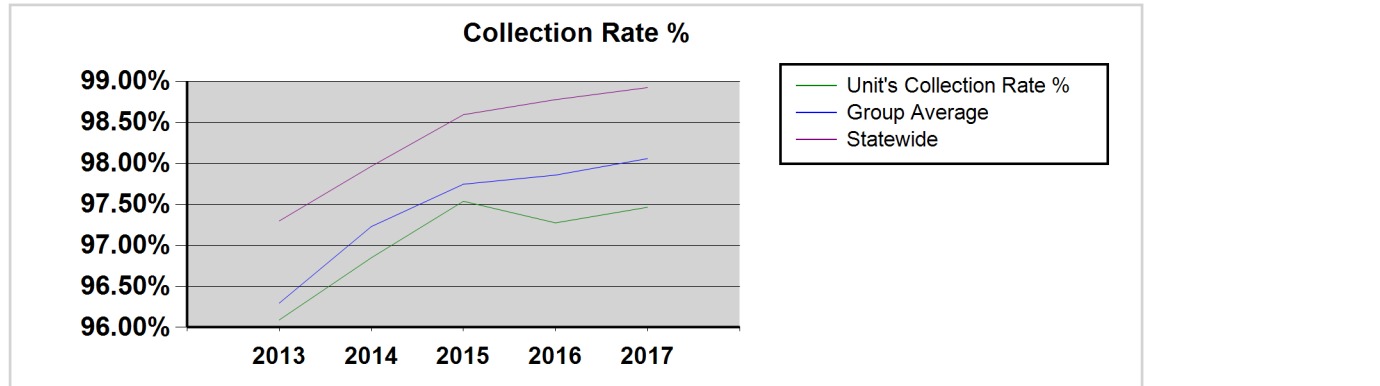
Haywood County Analysis of Available Fund Balance: General Fund



	2013	2014	2015	2016	2017
Unit's FBA %	15.65%	17.69%	23.96%	26.78%	31.87%
Group Average FBA %	29.15%	29.78%	30.27%	31.28%	33.44%
State Average FBA %	26.74%	27.46%	27.49%	28.28%	29.35%

Population Group: 50,000 to 99,999

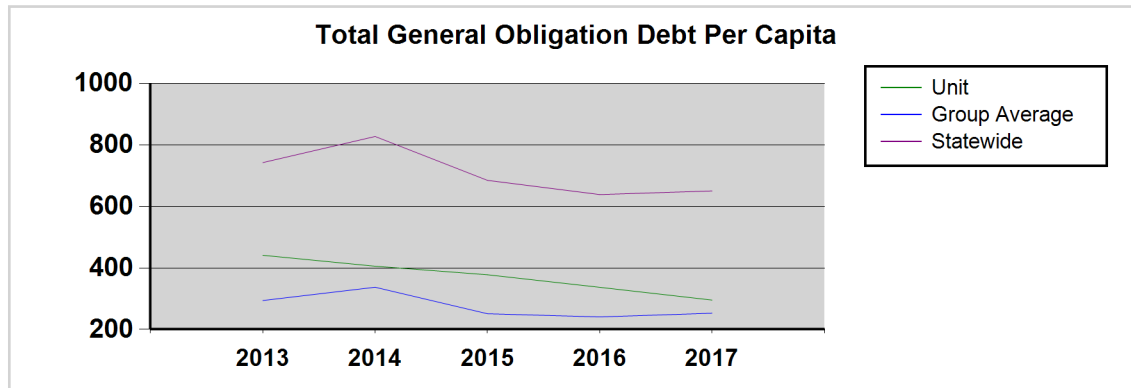
Haywood County Analysis of Property Tax



	2013	2014	2015	2016	2017
Unit	96.09%	96.85%	97.54%	97.28%	97.47%
Group Average	96.30%	97.23%	97.75%	97.86%	98.06%
Statewide	97.30%	97.97%	98.59%	98.78%	98.92%

Population Group: 50,000 to 99,999

**Haywood County
Analysis of General Obligation Debt
(Excludes Revenue Bonds)**

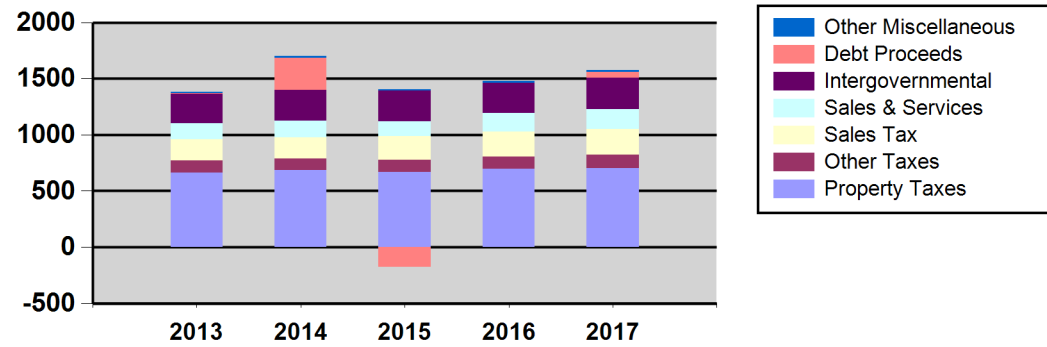


	2013	2014	2015	2016	2017
Unit	441	406	378	337	296
Group Average	294	337	251	241	253
Statewide	743	827	685	639	650

Population Group: 50,000 to 99,999

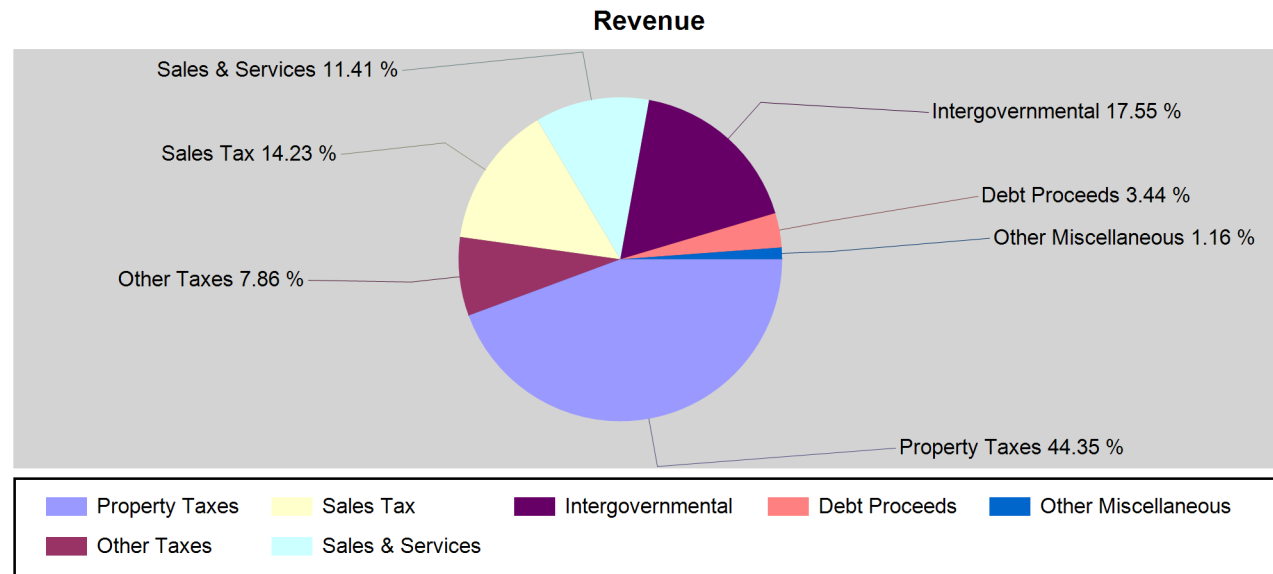
Haywood County Analysis of Revenue

Revenue per Capita



	2013	2014	2015	2016	2017
Property Taxes	662	684	670	696	700
Other Taxes	108	102	105	109	124
Sales Tax	189	191	213	222	225
Sales & Services	143	150	133	163	180
Intergovernmental	263	273	271	272	277
Debt Proceeds	1	284	-179	0	54
Other Miscellaneous	13	17	12	17	18
Total	1,380	1,701	1,224	1,480	1,578
Population Group: 50,000 to 99,999					

Haywood County Analysis of Revenue for Fiscal 2017

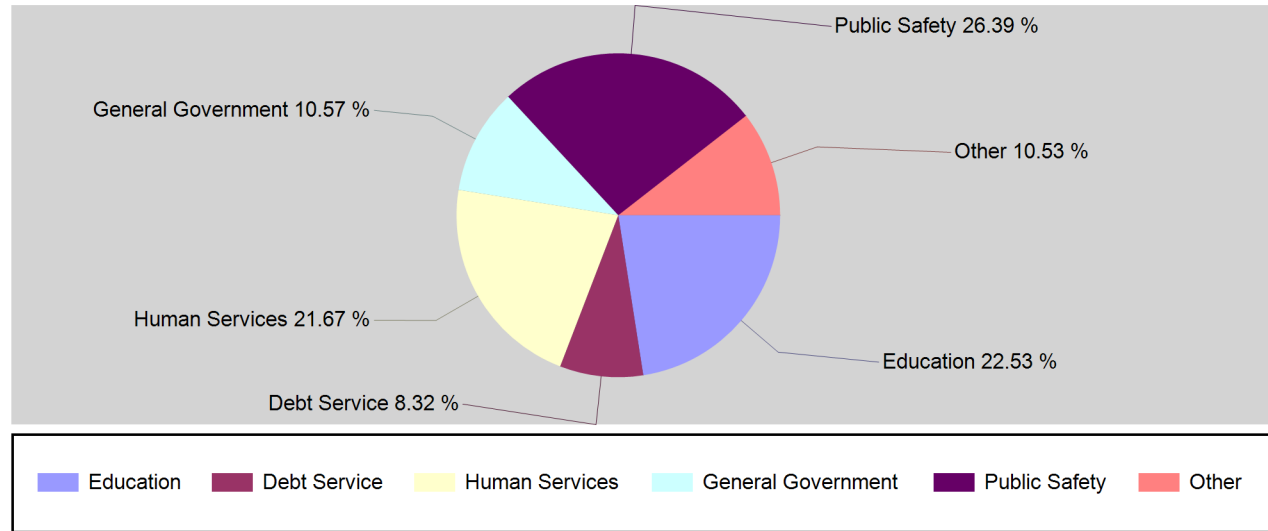


<u>Category</u>	2017	
	Revenues by Source	Per Capita Revenues by Source
Property Taxes	\$43,218,915	\$700
Other Taxes	7,656,168	124
Sales Tax	13,870,765	225
Sales & Services	11,123,053	180
Intergovernmental	17,098,829	277
Debt Proceeds	3,350,000	54
Other Miscellaneous	1,135,270	18
Total	\$97,453,000	\$1,578

Population Group: 50,000 to 99,999

Haywood County Analysis of Expenditure By Function for Fiscal 2017

Expenditure by Function

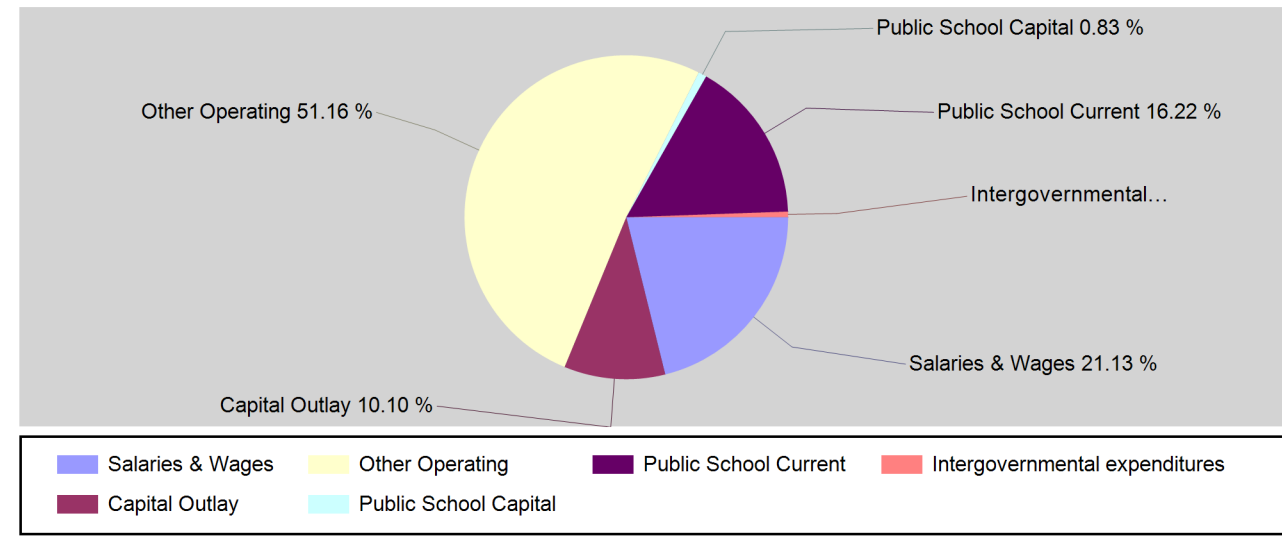


<u>Category</u>	2017 Expenditures by Function	2017 Per Capita Expenditures by Function
Education	\$20,957,395	\$339
Debt Service	7,736,161	125
Human Services	20,155,103	326
General Government	9,829,918	159
Public Safety	24,552,287	397
Other	9,793,253	159
Total	\$93,024,117	\$1,506

Population Group: 50,000 to 99,999

Haywood County Analysis of Expenditure By Object for Fiscal 2017

Expenditure by Object



<u>Category</u>	2017 Expenditures by Object	2017 Per Capita Expenditures by Object
Salaries & Wages	\$19,652,605	\$318
Capital Outlay	9,393,191	152
Other Operating	47,595,074	771
Public School Capital	774,074	13
Public School Current	15,086,525	244
Public School - All Other including supplemental tax	0	0
Intergovernmental expenditures	522,648	8
Total	\$93,024,117	\$1,506
Population Group: 50,000 to 99,999		